



US00D710186S

(12) **United States Design Patent**
Earley

(10) **Patent No.:** **US D710,186 S**

(45) **Date of Patent:** **** Aug. 5, 2014**

(54) **FLEXIBLE SUPPORT ARM**

(76) Inventor: **James J. Earley**, Saunderstown, RI (US)

(**) Term: **14 Years**

(21) Appl. No.: **29/406,353**

(22) Filed: **Nov. 12, 2011**

(51) **LOC (10) Cl.** **08-08**

(52) **U.S. Cl.**
USPC **D8/354**

(58) **Field of Classification Search**
USPC D8/394-396, 72, 367, 373; D19/56, 65,
D19/86; 24/67.3; D32/60-64; D28/40
See application file for complete search history.

5,707,137	A *	1/1998	Hon	362/183
D392,758	S *	3/1998	Cedarberg, III	D26/43
D393,183	S *	4/1998	Kurtzman	D7/633
D394,669	S *	5/1998	Becker et al.	D16/242
D394,721	S *	5/1998	Santarsiero	D26/43
5,765,938	A *	6/1998	Rouso et al.	362/198
5,868,651	A *	2/1999	Washington	482/91
D406,636	S *	3/1999	Male et al.	D23/213
5,897,471	A *	4/1999	Multanen et al.	482/44
D411,432	S *	6/1999	Stahel	D8/303
6,000,809	A *	12/1999	Belo	362/118
6,073,897	A *	6/2000	Warren et al.	248/278.1
D433,318	S *	11/2000	Chang	D8/395
6,193,637	B1 *	2/2001	Corbin	482/121
D440,641	S *	4/2001	Hollinshead et al.	D23/304
6,220,717	B1	4/2001	Pastore	
6,280,050	B1 *	8/2001	Bird et al.	362/198
D457,409	S *	5/2002	Noniewicz	D8/72
D479,787	S *	9/2003	Degen	D8/72
6,752,747	B2 *	6/2004	Yu	482/110

(Continued)

(56) **References Cited**

U.S. PATENT DOCUMENTS

D31,257	S *	7/1899	Mather	D8/303
2,014,293	A *	9/1935	Riley	601/120
2,714,008	A *	7/1955	Urban	482/126
3,565,063	A *	2/1971	Wessel et al.	601/120
D264,738	S *	6/1982	Cooper	D21/679
4,489,937	A *	12/1984	Kong	482/126
D277,593	S *	2/1985	Terrian et al.	D21/693
4,865,316	A *	9/1989	Yeaman	482/126
D309,933	S *	8/1990	Brown, Jr.	D21/679
D314,246	S *	1/1991	Bache	D26/62
5,026,050	A *	6/1991	Leung et al.	482/126
D318,862	S *	8/1991	Geissel et al.	D14/126
D330,398	S *	10/1992	Bale	D21/672
5,154,483	A	10/1992	Zeller	
D352,079	S *	11/1994	Kang	D21/692
D364,935	S *	12/1995	deBlois	D26/43
D365,646	S *	12/1995	deBlois	D26/43
D366,710	S *	1/1996	Szymanski	D26/43
D369,874	S *	5/1996	Santarsiero	D26/43
D371,855	S *	7/1996	Heun	D26/43
5,569,137	A *	10/1996	Uen	482/126
D379,542	S *	5/1997	Egashira	D26/43
D388,848	S *	1/1998	Sontz et al.	D21/679

Primary Examiner — John Windmuller

(74) *Attorney, Agent, or Firm* — Barlow, Josephs & Holmes, Ltd.

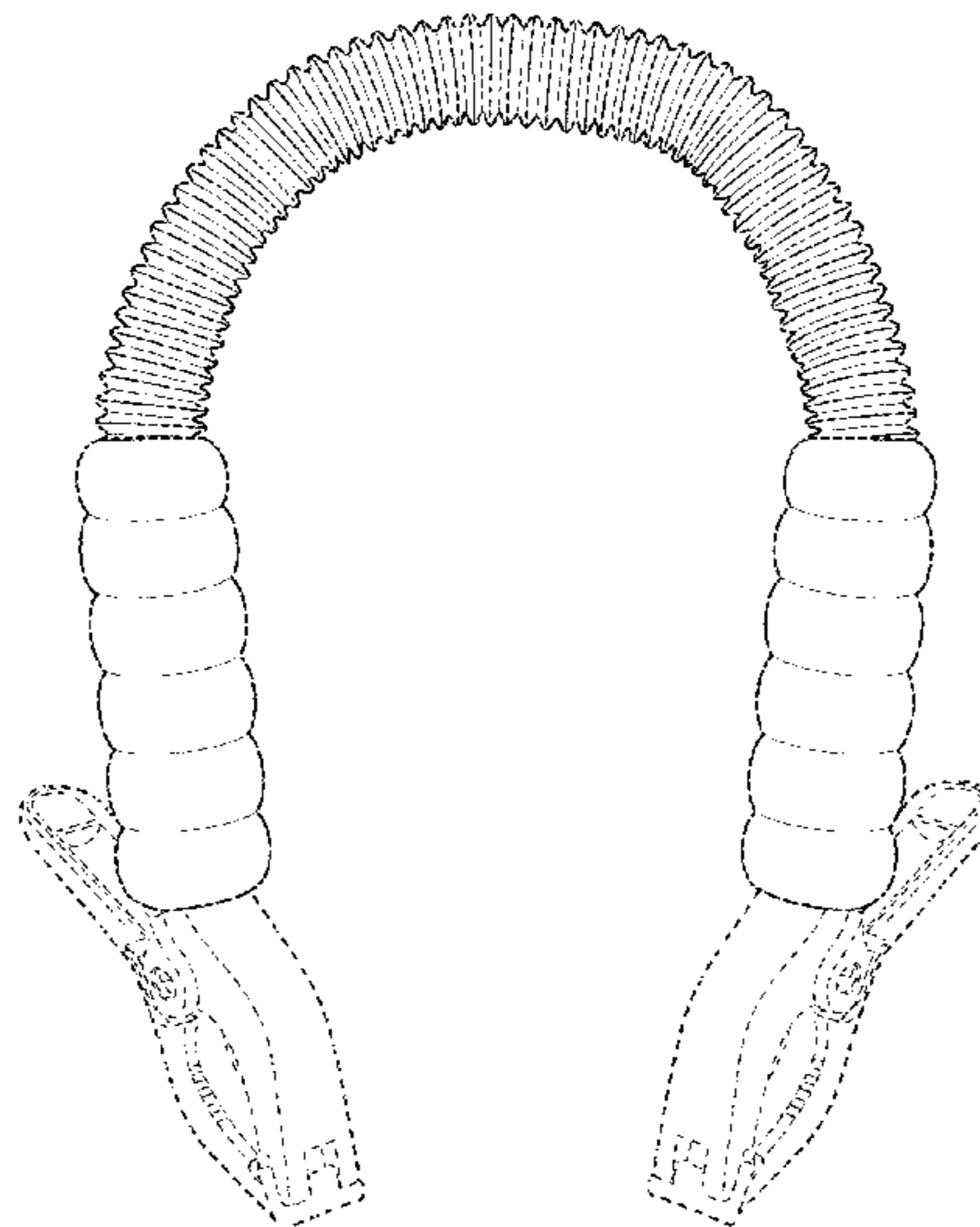
(57) **CLAIM**

The ornamental design for a flexible support arm, as shown and described.

DESCRIPTION

FIG. 1 is a perspective view of the flexible support arm in accordance with the invention;
FIG. 2 is a front view thereof;
FIG. 3 is a rear view thereof;
FIG. 4 is a right side view thereof;
FIG. 5 is a left side view thereof;
FIG. 6 is top view thereof;
FIG. 7 is a bottom view thereof; and,
FIG. 8 is front perspective view thereof in use, the dashed lines forming no part of the claimed design.

1 Claim, 8 Drawing Sheets



(56)

References Cited

U.S. PATENT DOCUMENTS

D528,538 S * 9/2006 Miller D14/230
D534,411 S * 1/2007 Kuo D8/107
D536,116 S * 1/2007 Sharrah D26/43
7,285,079 B2 * 10/2007 Mandell 482/126
7,401,386 B2 * 7/2008 Cannon 24/3.4

D594,726 S * 6/2009 Arredondo D8/72
D595,124 S * 6/2009 Heffner D8/395
7,705,542 B2 * 4/2010 Hilt et al. 315/185 S
7,810,945 B2 * 10/2010 Mize 362/198
D634,795 S * 3/2011 Holleman D21/679
D650,036 S * 12/2011 McPherson D22/107
D670,845 S * 11/2012 Hsu D26/60
2008/0302944 A1 12/2008 Freeman

* cited by examiner

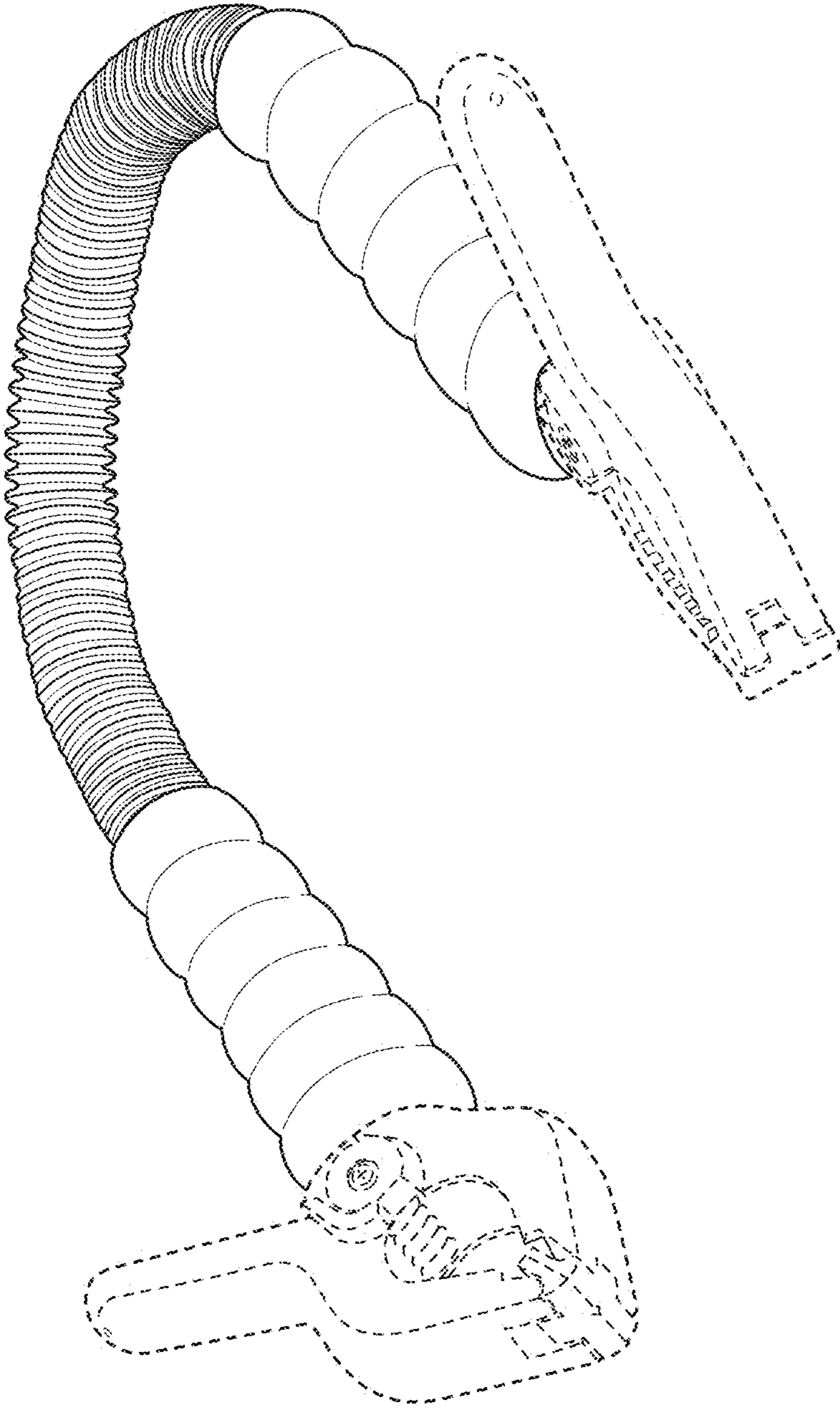


Fig. 1

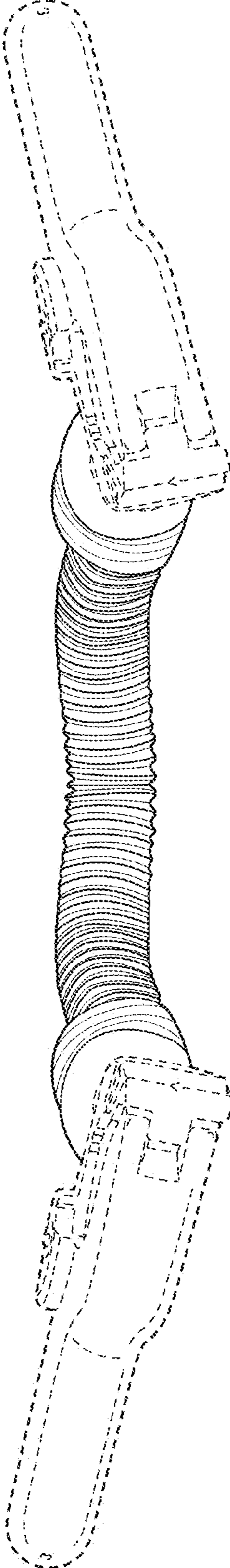


Fig. 2

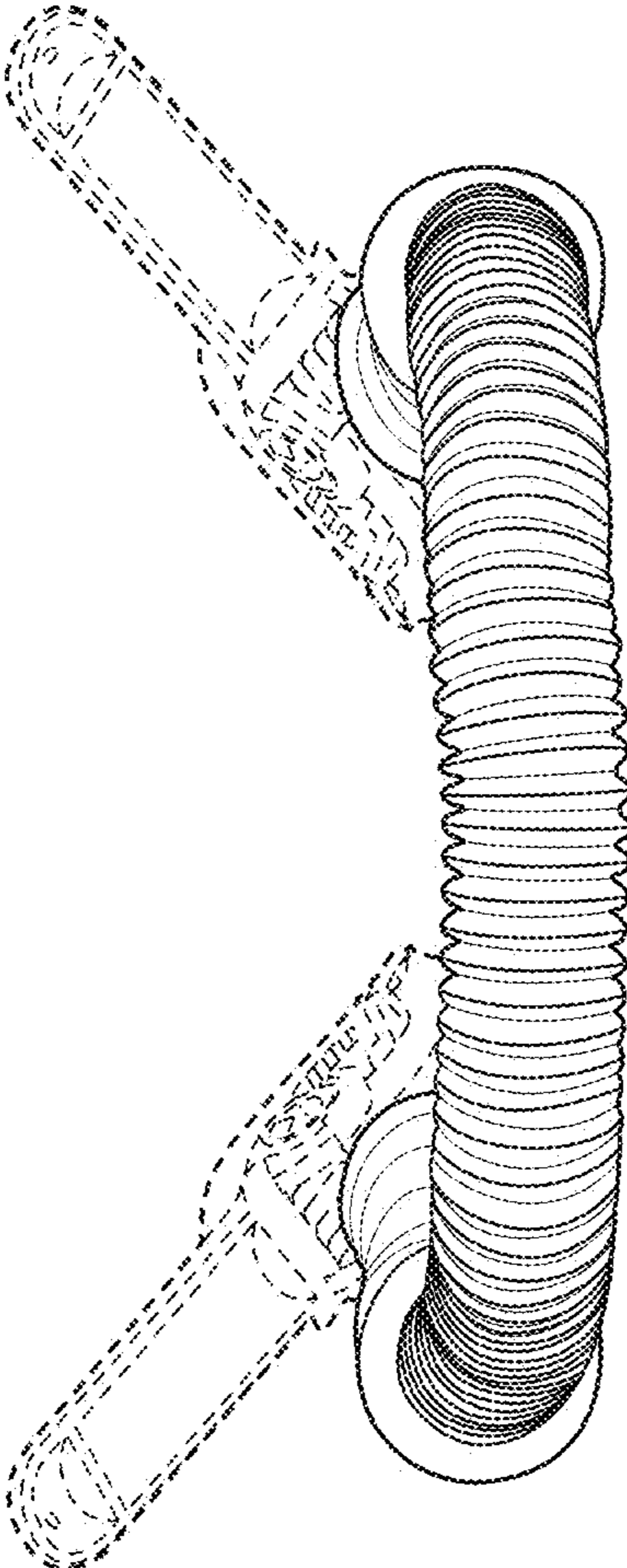


Fig. 3

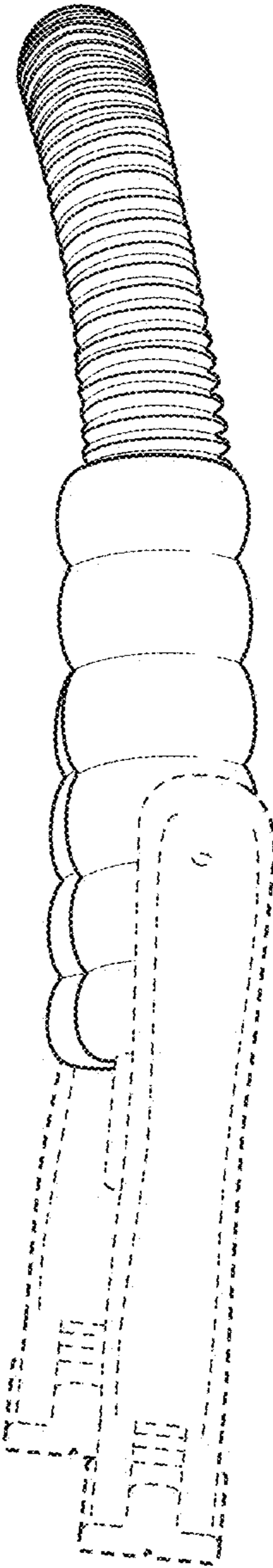


Fig. 4

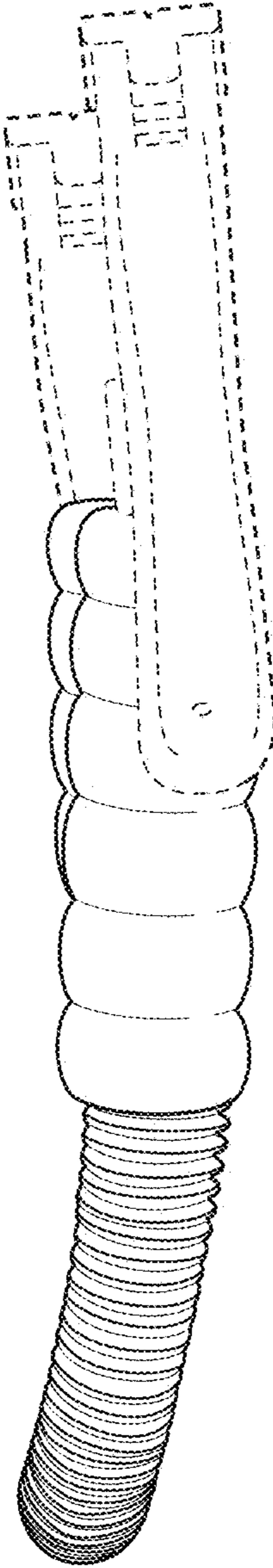


Fig. 5

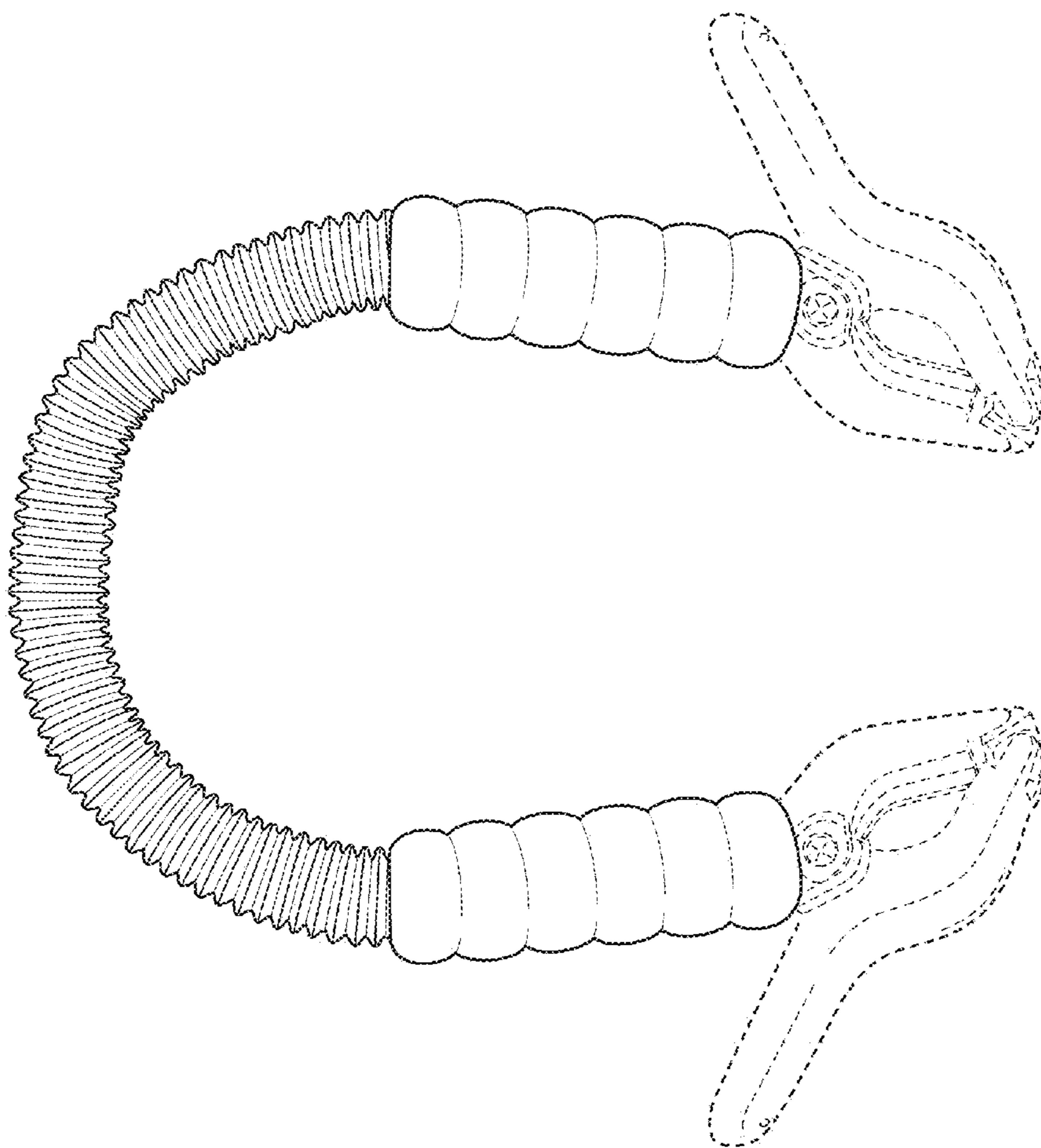


Fig.6

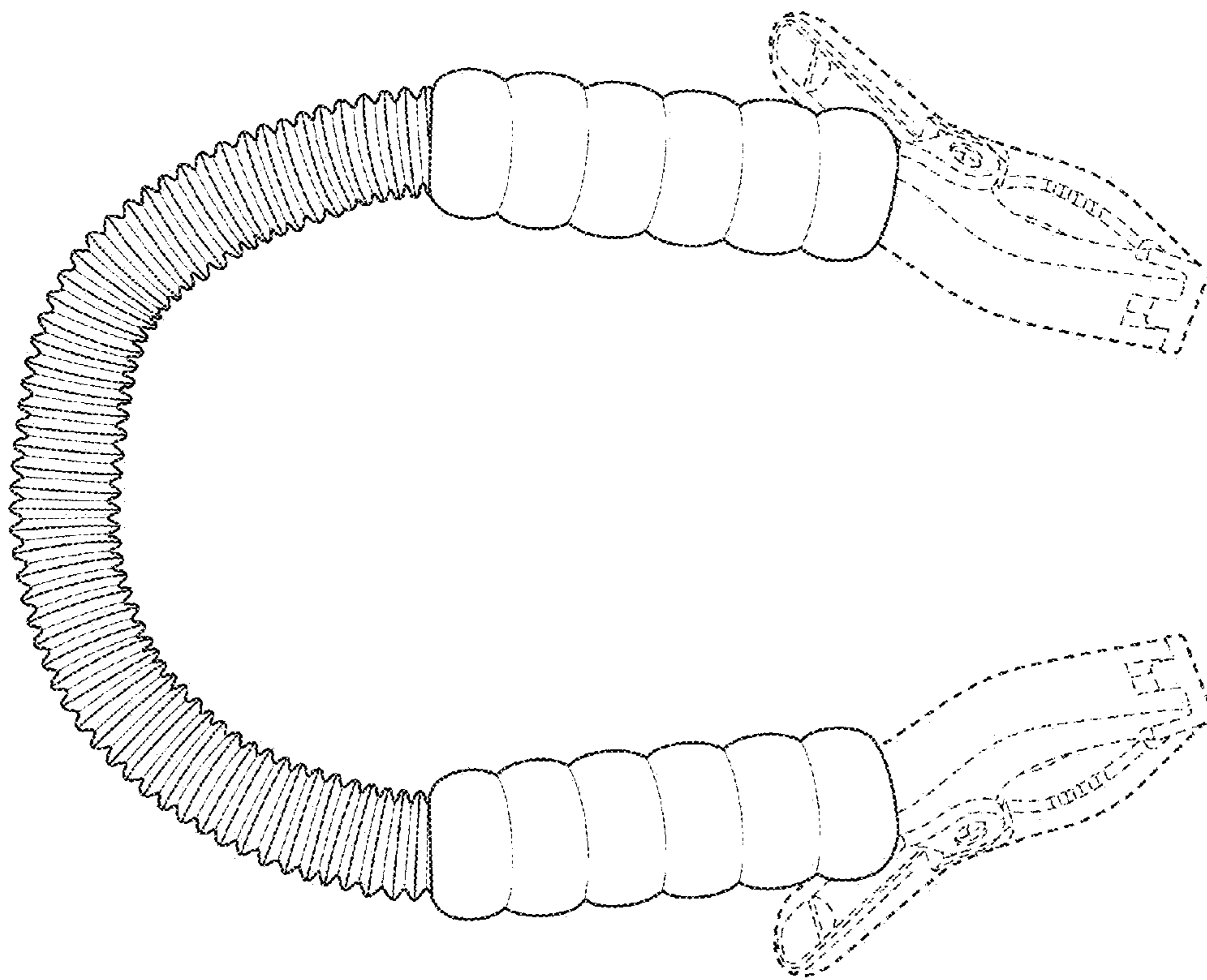


Fig. 7

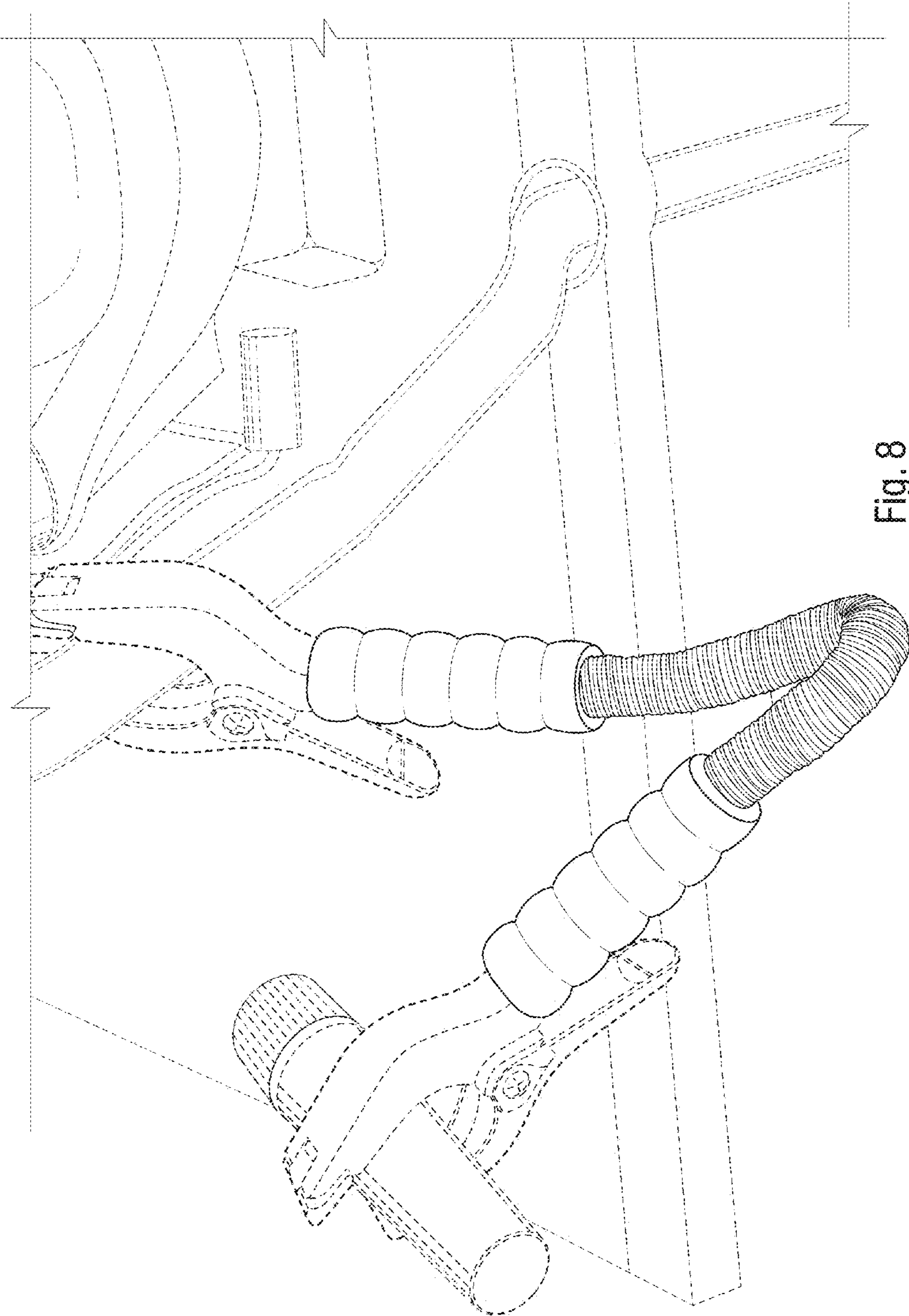


Fig. 8