



US00D710160S

(12) **United States Design Patent**
Justus

(10) **Patent No.:** **US D710,160 S**

(45) **Date of Patent:** **** Aug. 5, 2014**

(54) **SPICE MILL**

(71) Applicant: **Riensch & Held GmbH & Co. KG**,
Hamburg (DE)

(72) Inventor: **Christian Justus**, Hamburg (DE)

(73) Assignee: **Riensch & Held GmbH & Co. KG**,
Hamburg (DE)

(**) Term: **14 Years**

(21) Appl. No.: **29/453,229**

(22) Filed: **Apr. 26, 2013**

(30) **Foreign Application Priority Data**

Oct. 29, 2012 (EM) 00212684700010026

(51) **LOC (10) Cl.** **07-04**

(52) **U.S. Cl.**
USPC **D7/679**

(58) **Field of Classification Search**
USPC D7/679, 590-597, 401.1, 372, 373;
D9/549, 559; 241/36, 93, 100, 101.2,
241/101.3, 273.1-273.4, 168, 169, 169.1,
241/286, 282.1; 222/480, 142.1-142.9

See application file for complete search history.

(56) **References Cited**

U.S. PATENT DOCUMENTS

D465,135 S * 11/2002 Ng D7/679
D517,859 S * 3/2006 Fung D7/372
D581,226 S * 11/2008 Kestenbaum D7/679

* cited by examiner

Primary Examiner — Terry Wallace

(74) *Attorney, Agent, or Firm* — Hollingsworth Davis, LLC

(57) **CLAIM**

The ornamental design for a spice mill, as shown and described.

DESCRIPTION

FIG. 1 is a side view of a spice mill according to the present invention;


FIG. 2 is a side view thereof, rotated ninety degrees relative to FIG. 1;

FIG. 3 is a side view thereof, rotated one hundred eighty degrees relative to FIG. 1;

FIG. 4 is a side view thereof, rotated ninety degrees relative to FIG. 1; and,

FIG. 5 is a perspective view thereof.

1 Claim, 5 Drawing Sheets






Fig. 1

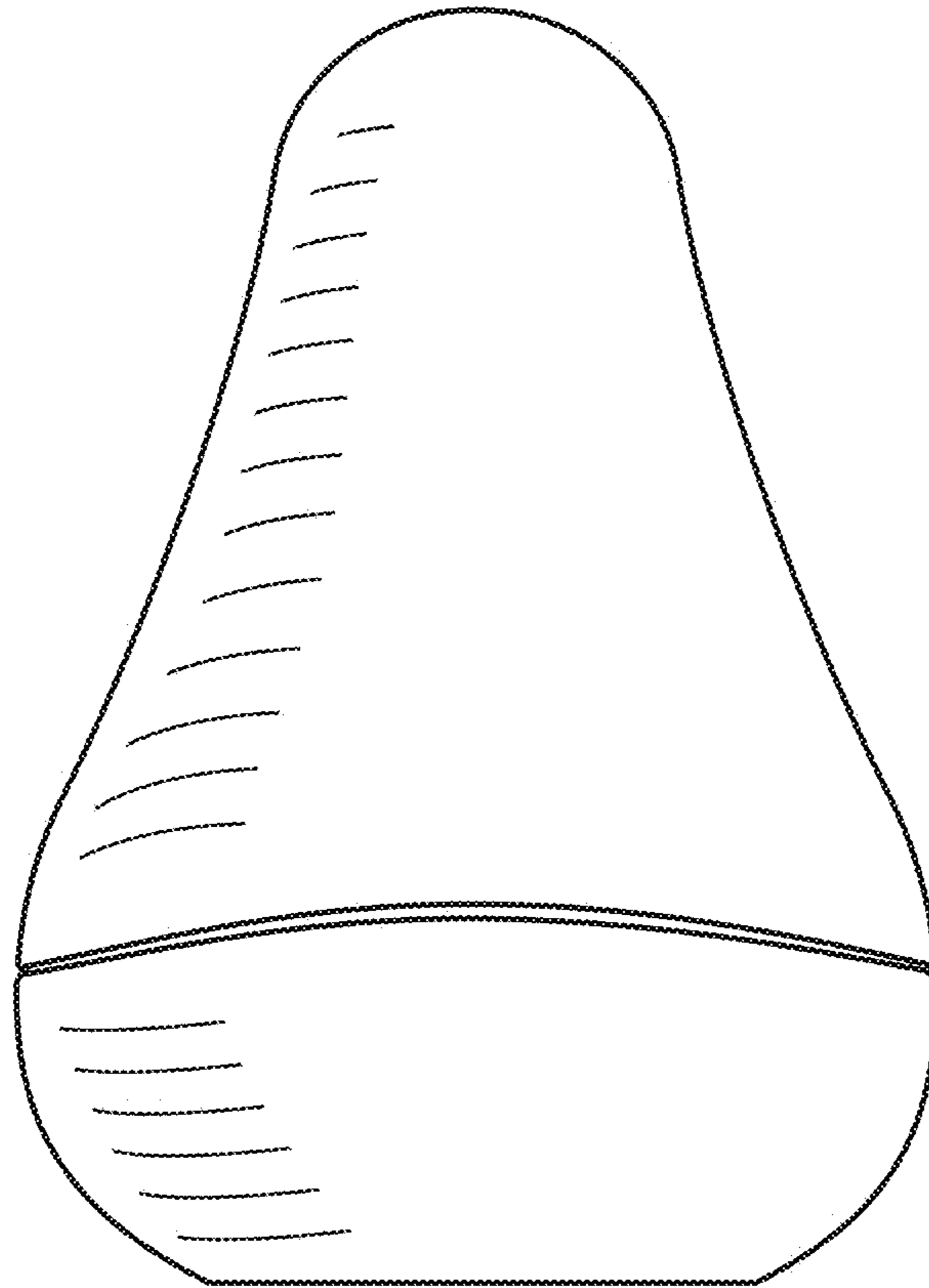


Fig. 2

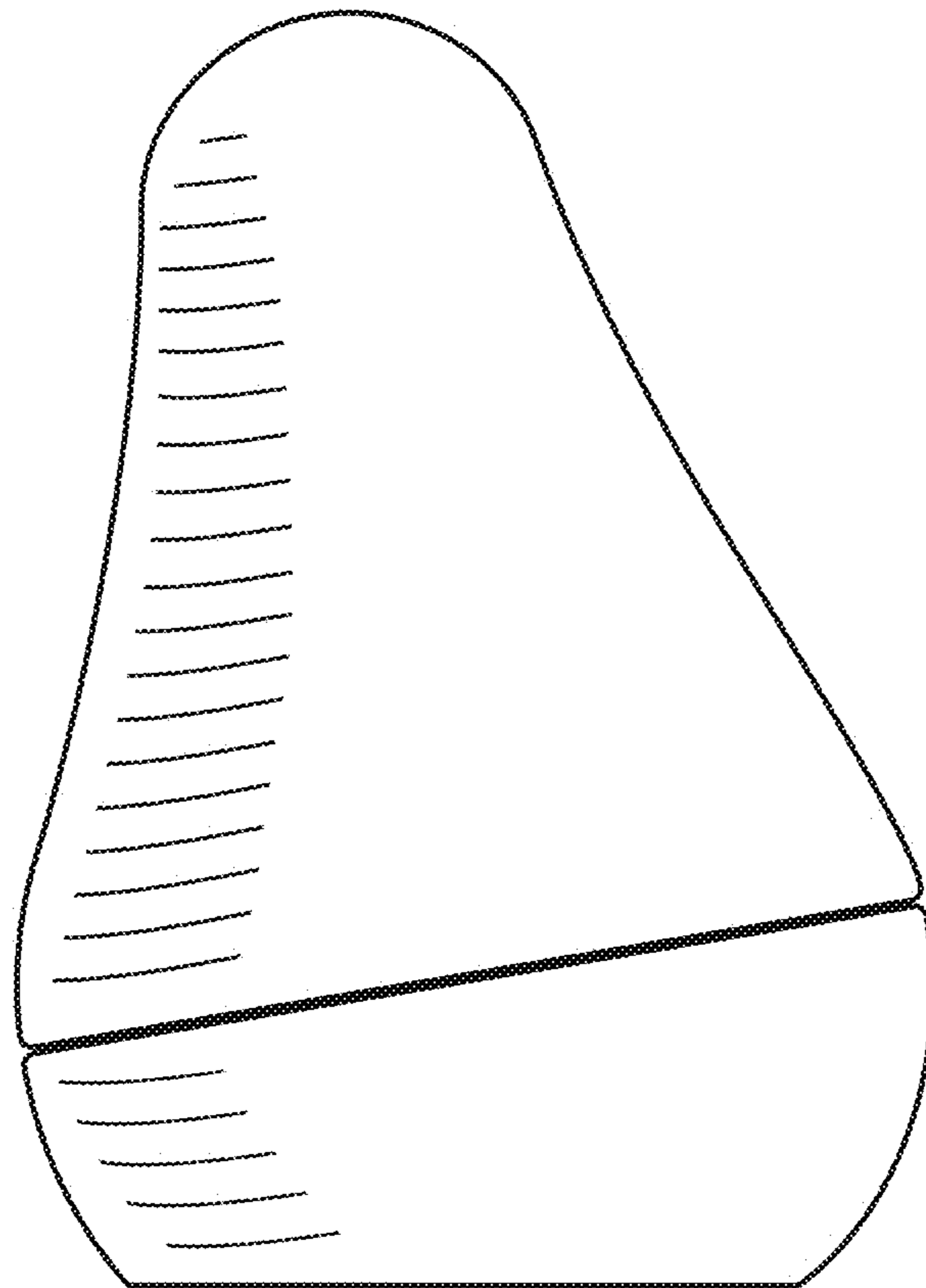


Fig. 3

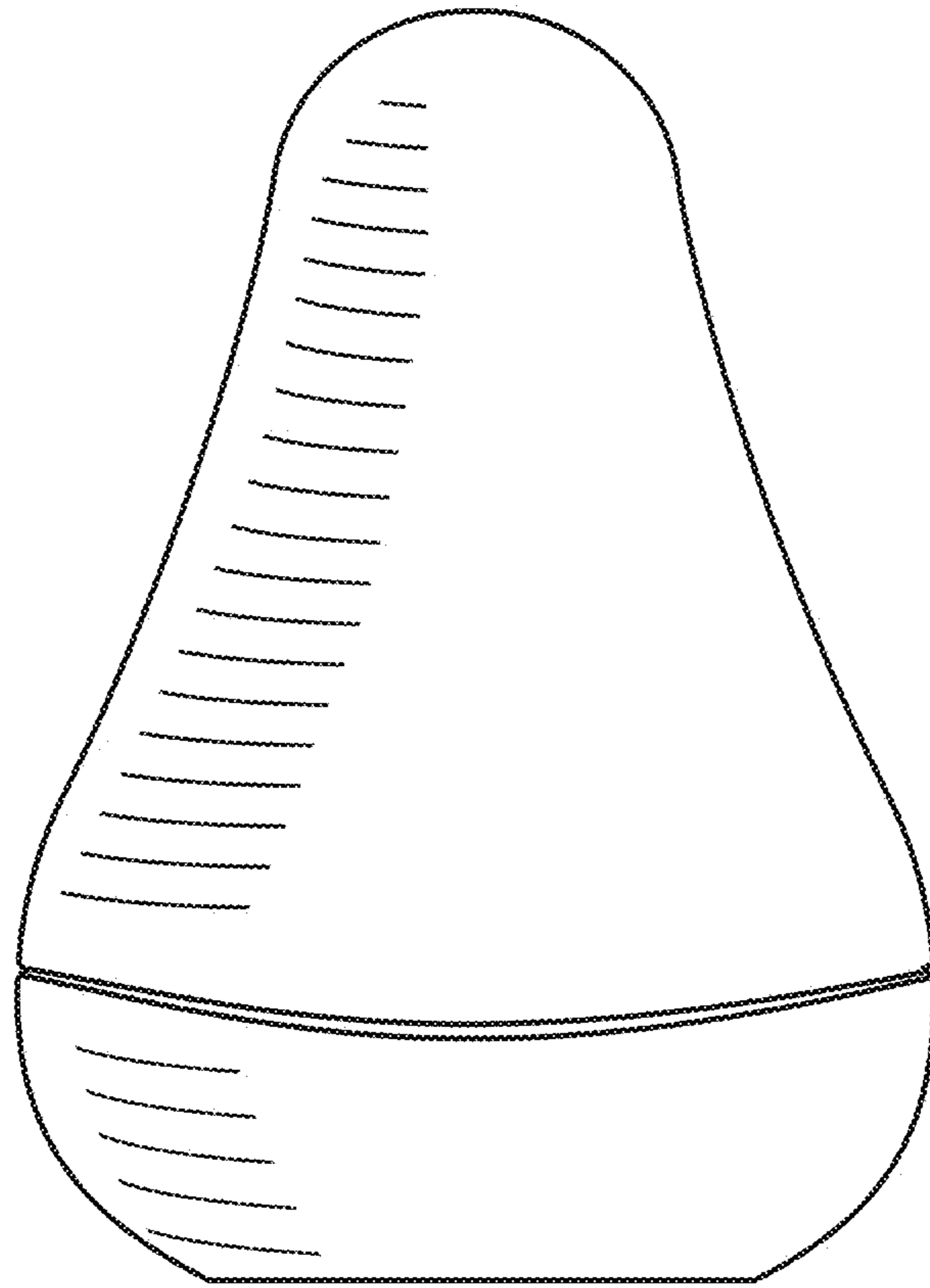


Fig. 4

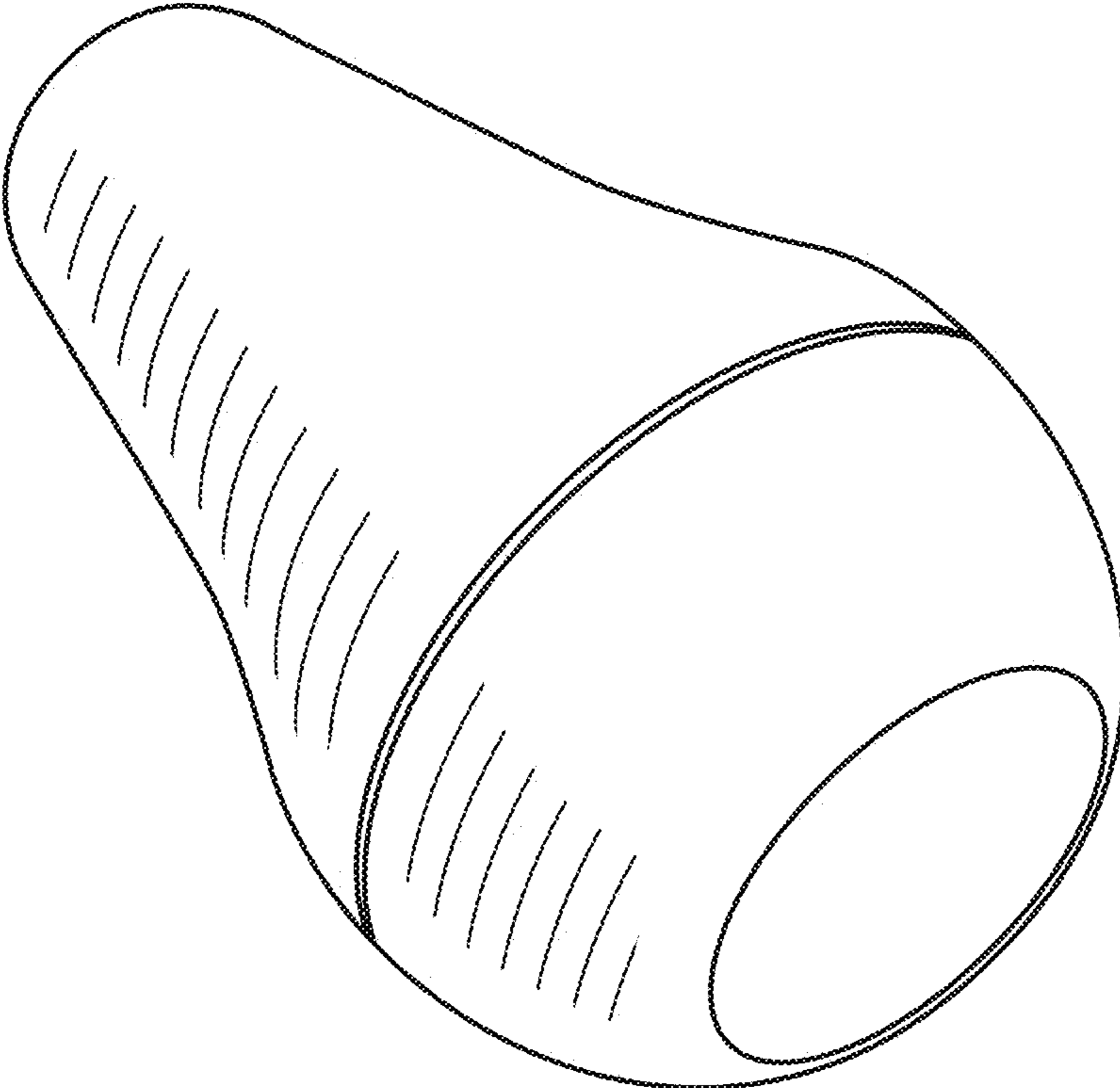


Fig. 5