



US00D710152S

(12) **United States Design Patent**
Marini

(10) **Patent No.:** **US D710,152 S**

(45) **Date of Patent:** **** Aug. 5, 2014**

- (54) **FOOTBALL SHOT GLASS**
- (71) Applicant: **Michael J Marini**, Burke, VA (US)
- (72) Inventor: **Michael J Marini**, Burke, VA (US)
- (**) Term: **14 Years**
- (21) Appl. No.: **29/461,195**
- (22) Filed: **Jul. 19, 2013**
- (51) **LOC (10) Cl.** **07-01**
- (52) **U.S. Cl.**
USPC **D7/515**; D7/901; D9/668
- (58) **Field of Classification Search**
CPC A47G 19/2227
USPC D7/516, 517, 519, 520, 510, 511, 515,
D7/514, 901; D9/621, 503, 668; 222/78,
222/662, 630; 206/217; 215/13.1
See application file for complete search history.

D420,256 S *	2/2000	Hersch	D7/351
D424,375 S *	5/2000	D'Arrigo	D7/510
D424,876 S *	5/2000	McPartland	D7/510
D425,757 S *	5/2000	Printz et al.	D7/510
D448,241 S	9/2001	Morris, Jr.	
D477,132 S *	7/2003	Bond et al.	D3/202
D478,480 S *	8/2003	Leon	D7/624.1
D511,212 S *	11/2005	Whalen	D24/197
D518,596 S *	4/2006	Angeletta	D28/7
D541,111 S *	4/2007	Morgan et al.	D7/625
D547,696 S *	7/2007	Wheeler	D11/149
D562,073 S *	2/2008	Yeh	D7/515
D574,664 S *	8/2008	Thompson	D7/515
D580,775 S *	11/2008	Harris	D9/668
D587,968 S *	3/2009	Campbell	D7/510
D589,765 S *	4/2009	Zuloff	D7/515
D604,086 S *	11/2009	Lipinski et al.	D7/301

(Continued)

Primary Examiner — Marianne Pandozzi
(74) *Attorney, Agent, or Firm* — The Marbury Law Group, PLLC

(57) **CLAIM**
The ornamental design for a football shot glass, as shown and described.

(56) **References Cited**

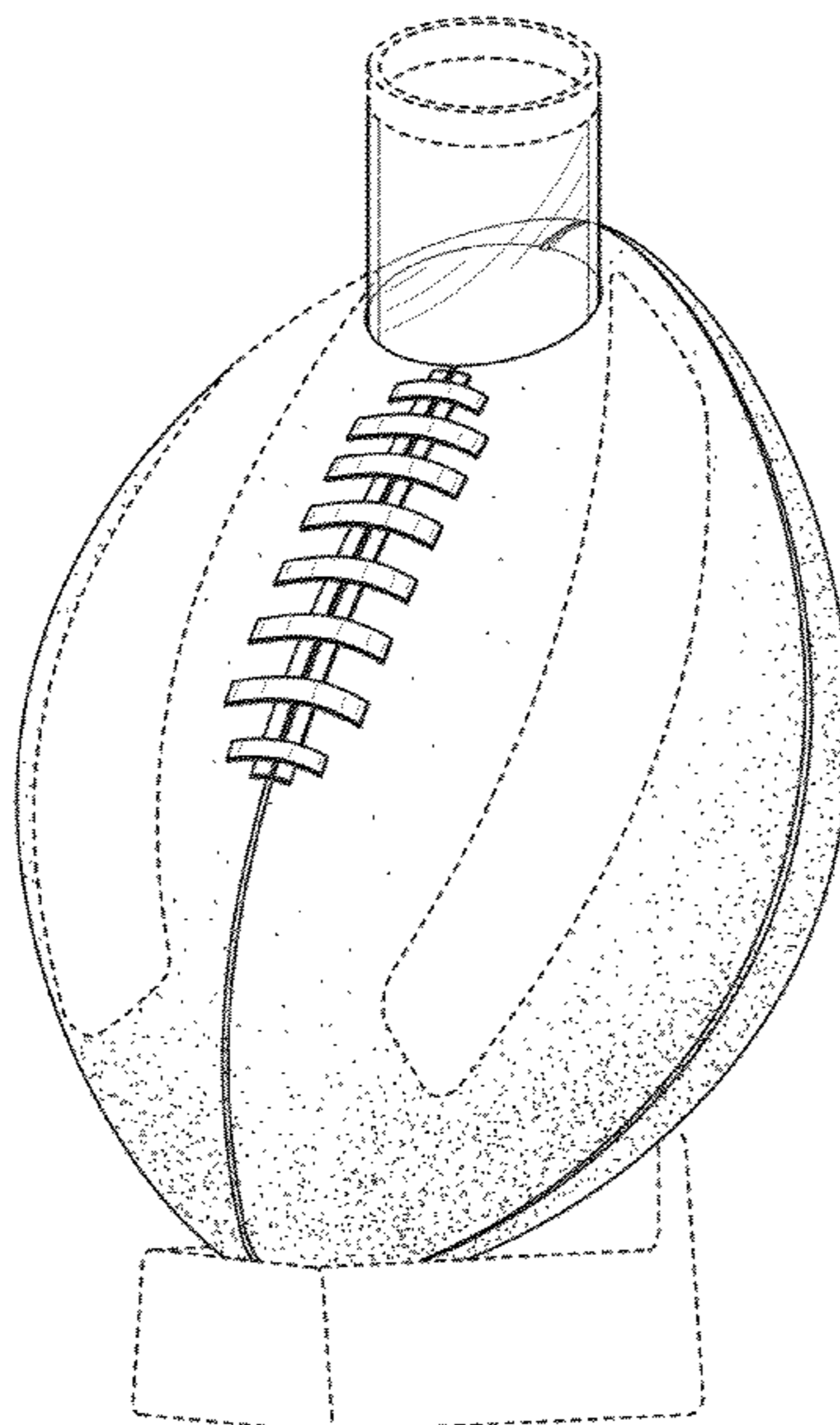
U.S. PATENT DOCUMENTS

D212,818 S *	11/1968	Flaherty	D7/511
D230,102 S *	1/1974	Reneau	D3/238
D249,438 S *	9/1978	Meier et al.	D7/511
4,164,284 A *	8/1979	Witt et al.	206/217
D298,105 S *	10/1988	Lamantia, Jr.	D9/668
D323,602 S *	2/1992	Katz	D7/316
D359,655 S *	6/1995	Hurst et al.	D7/515
D369,114 S	4/1996	Davidov	
D370,154 S *	5/1996	Gruneisen, III	D7/515
D371,934 S *	7/1996	Cwirko	D7/515
D372,837 S	8/1996	Ballin	
5,662,241 A *	9/1997	Sorensen	220/630
5,772,065 A	6/1998	Kalamaras	
D398,188 S *	9/1998	Weeks et al.	D7/515
D409,904 S *	5/1999	Clements et al.	D9/668

DESCRIPTION

FIG. 1 is a front/right side perspective view of the football shot glass design.
FIG. 2 is a front view of the football shot glass design.
FIG. 3 is a rear view of the football shot glass design.
FIG. 4 is a left side view of the football shot glass design.
FIG. 5 is a right side view of the football shot glass design.
FIG. 6 is a top view of the football shot glass design; and,
FIG. 7 is a bottom view of the football shot glass design.
The broken lines shown in FIGS. 1-7 represent portions of the football shot glass that form no part of the claim.

1 Claim, 6 Drawing Sheets



US D710,152 S

Page 2

(56)

References Cited

U.S. PATENT DOCUMENTS

D614,504 S *	4/2010	Coat	D9/668	D627,233 S *	11/2010	Blakeman	D9/668
D621,657 S *	8/2010	Quinn	D7/507	D657,197 S	4/2012	McCleary	
D621,661 S	8/2010	Levovnik		D663,163 S	7/2012	Dick et al.	
D623,905 S *	9/2010	Paslowski	D7/625	D664,397 S	7/2012	Franco	
				D666,048 S *	8/2012	Kasswran et al.	D7/301
				D666,919 S *	9/2012	Gelin	D9/668
				D673,428 S *	1/2013	Lessells	D7/625

* cited by examiner

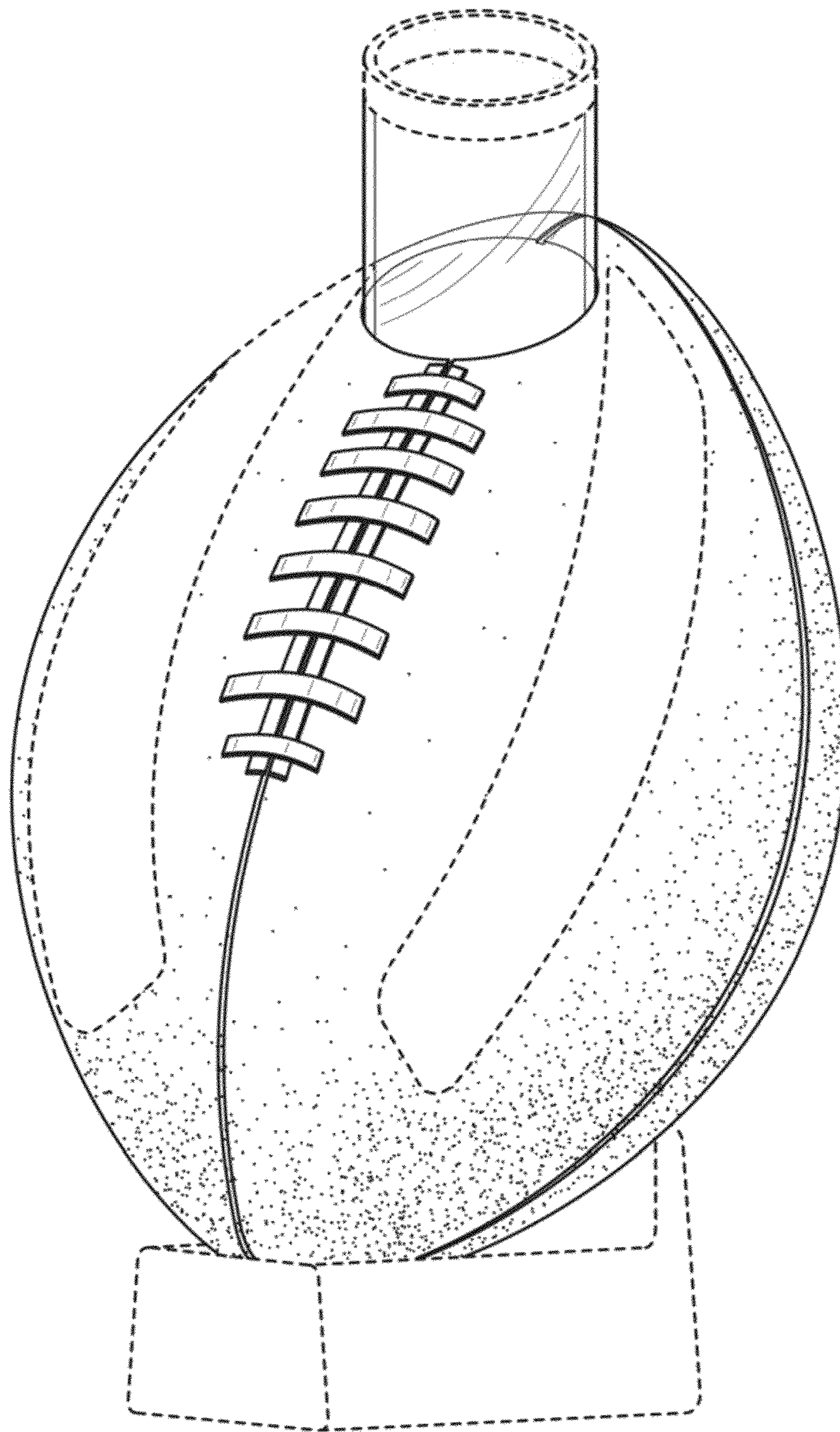


FIG. 1

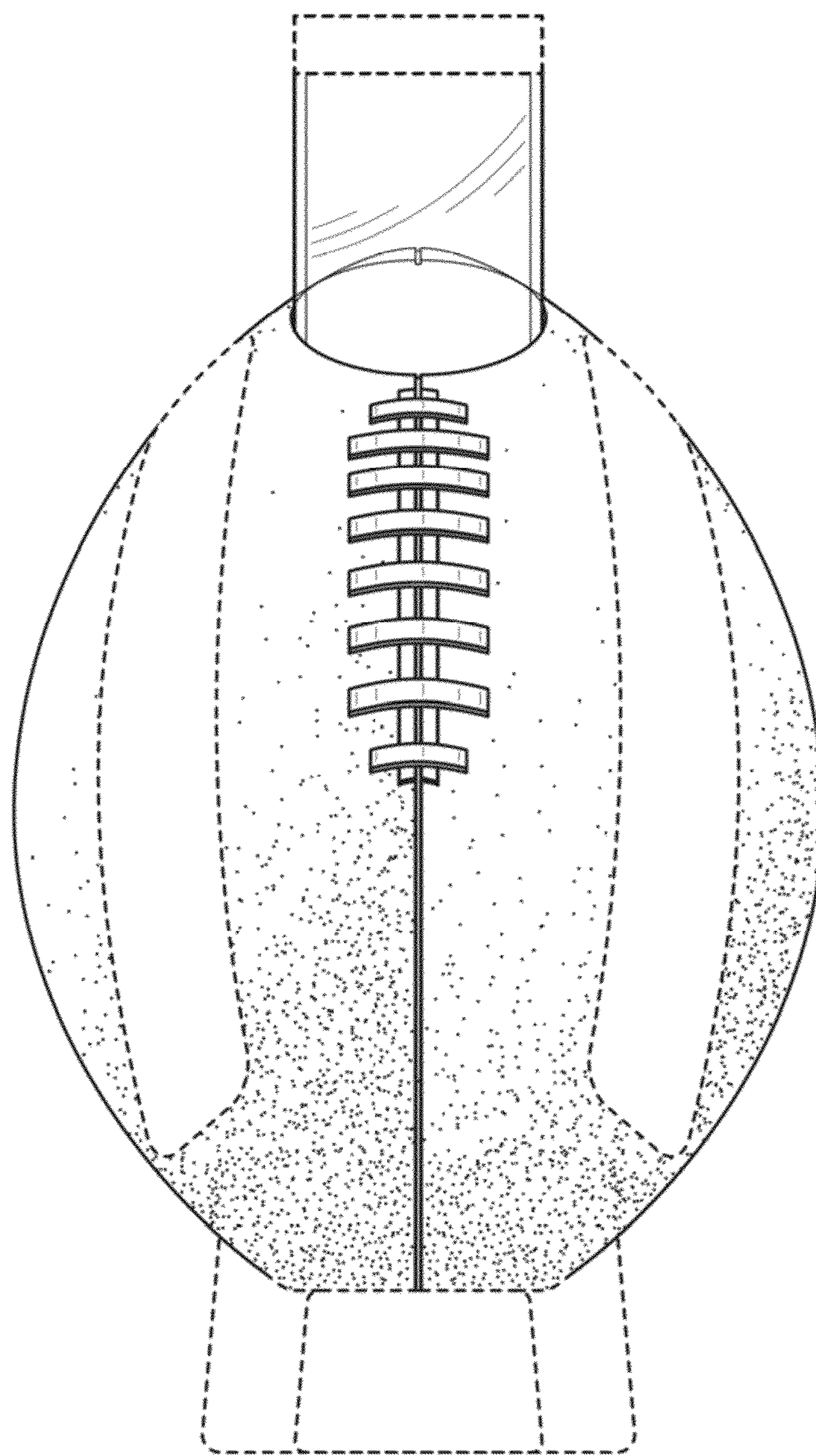


FIG. 2

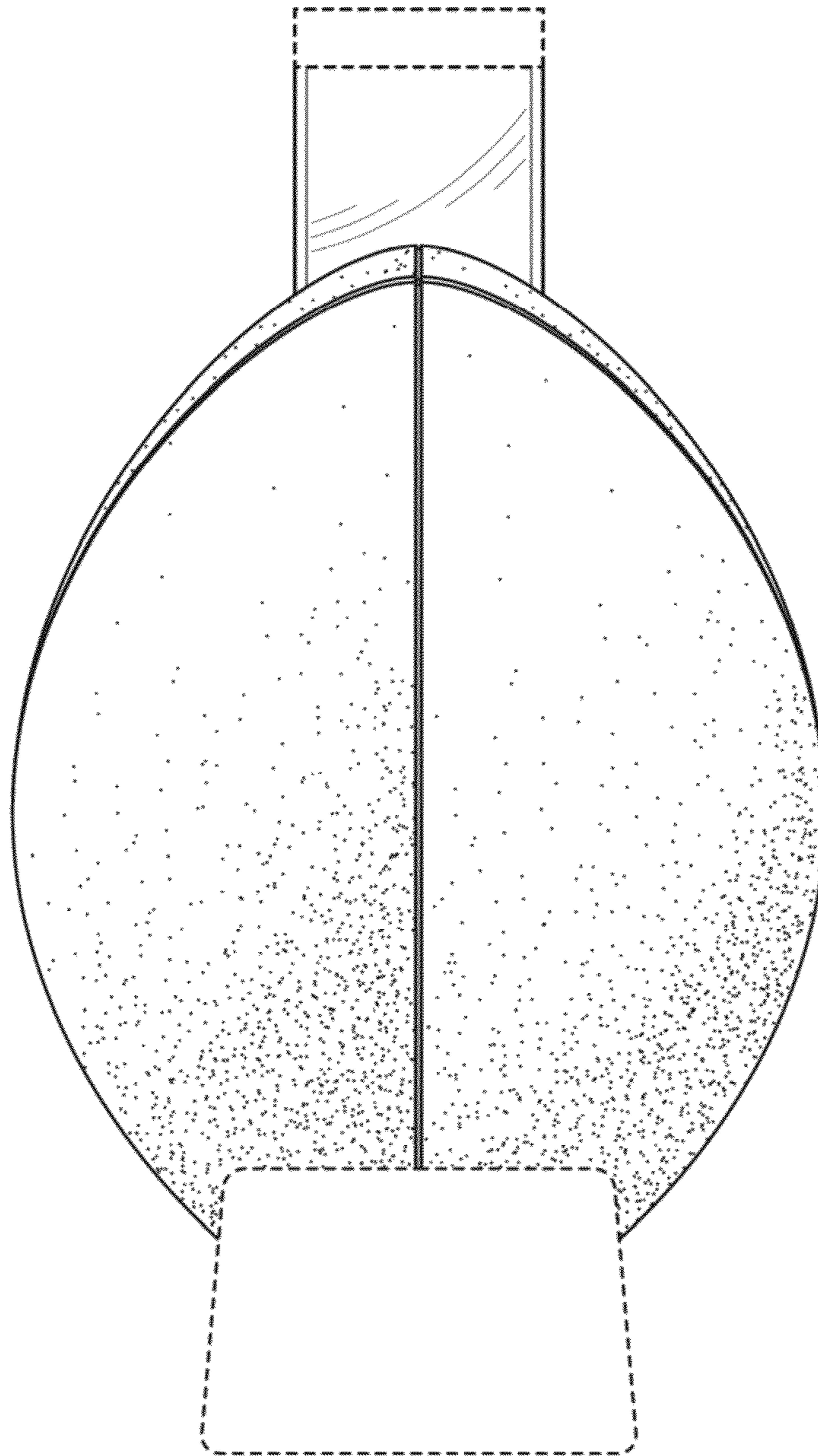


FIG. 3

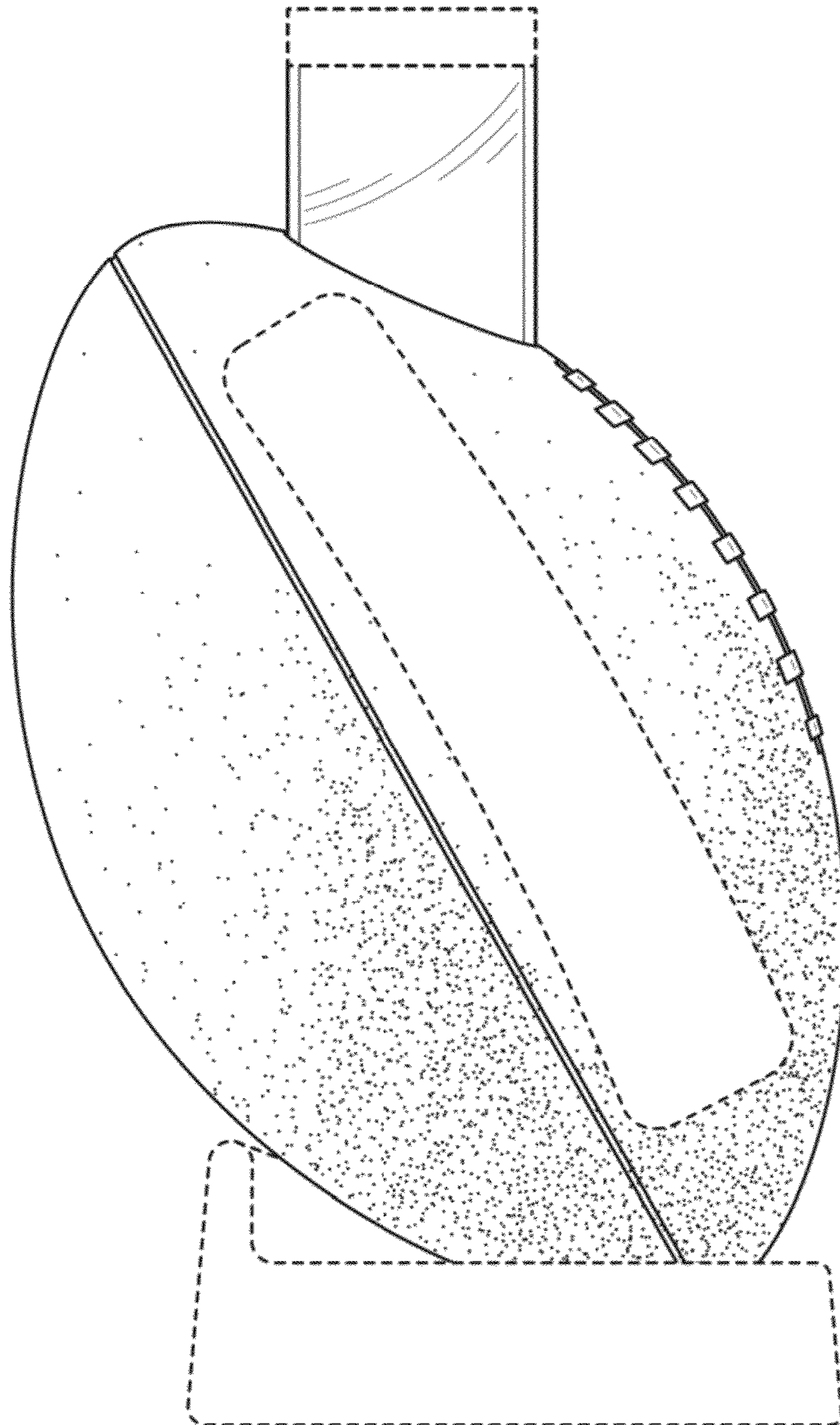


FIG. 4

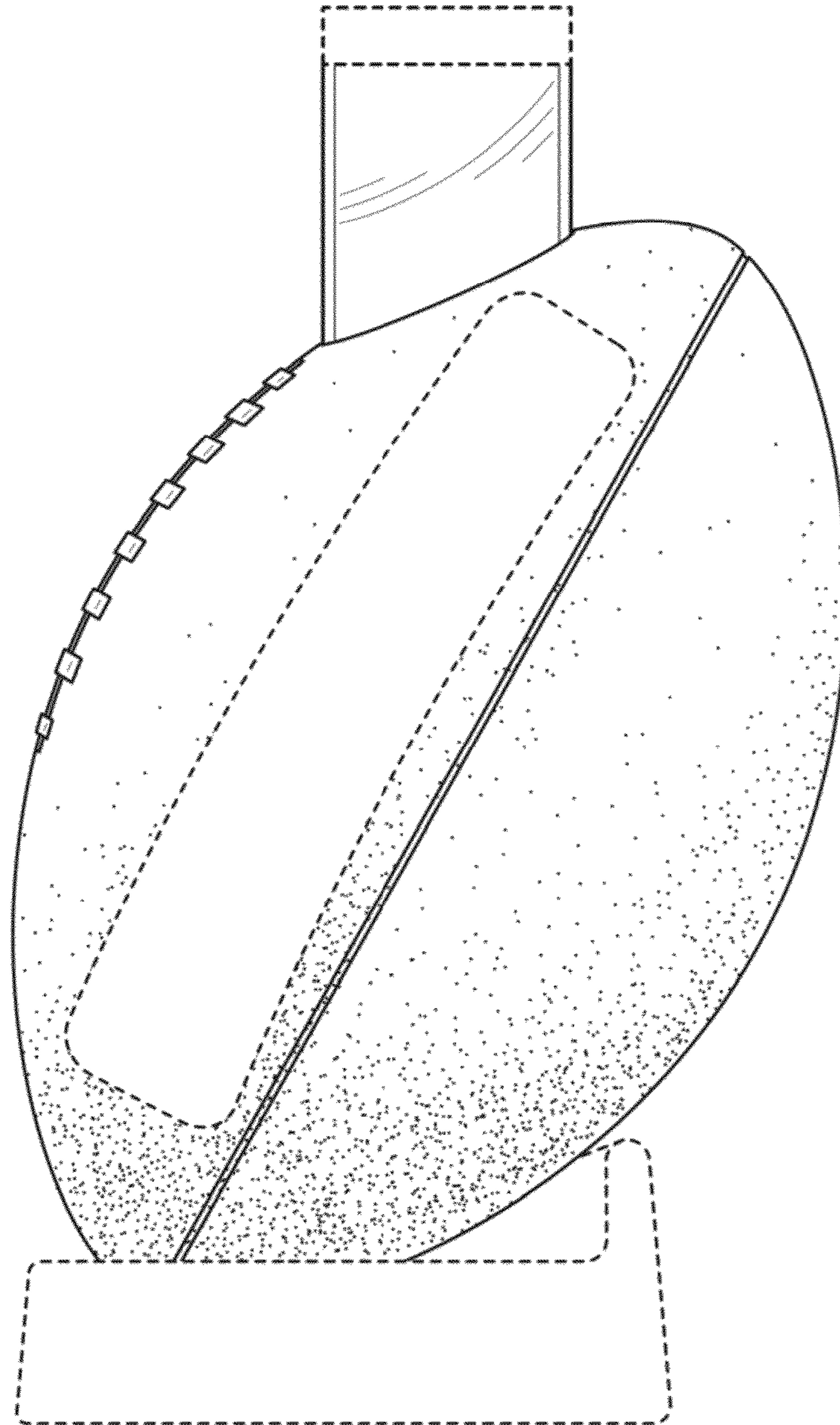


FIG. 5

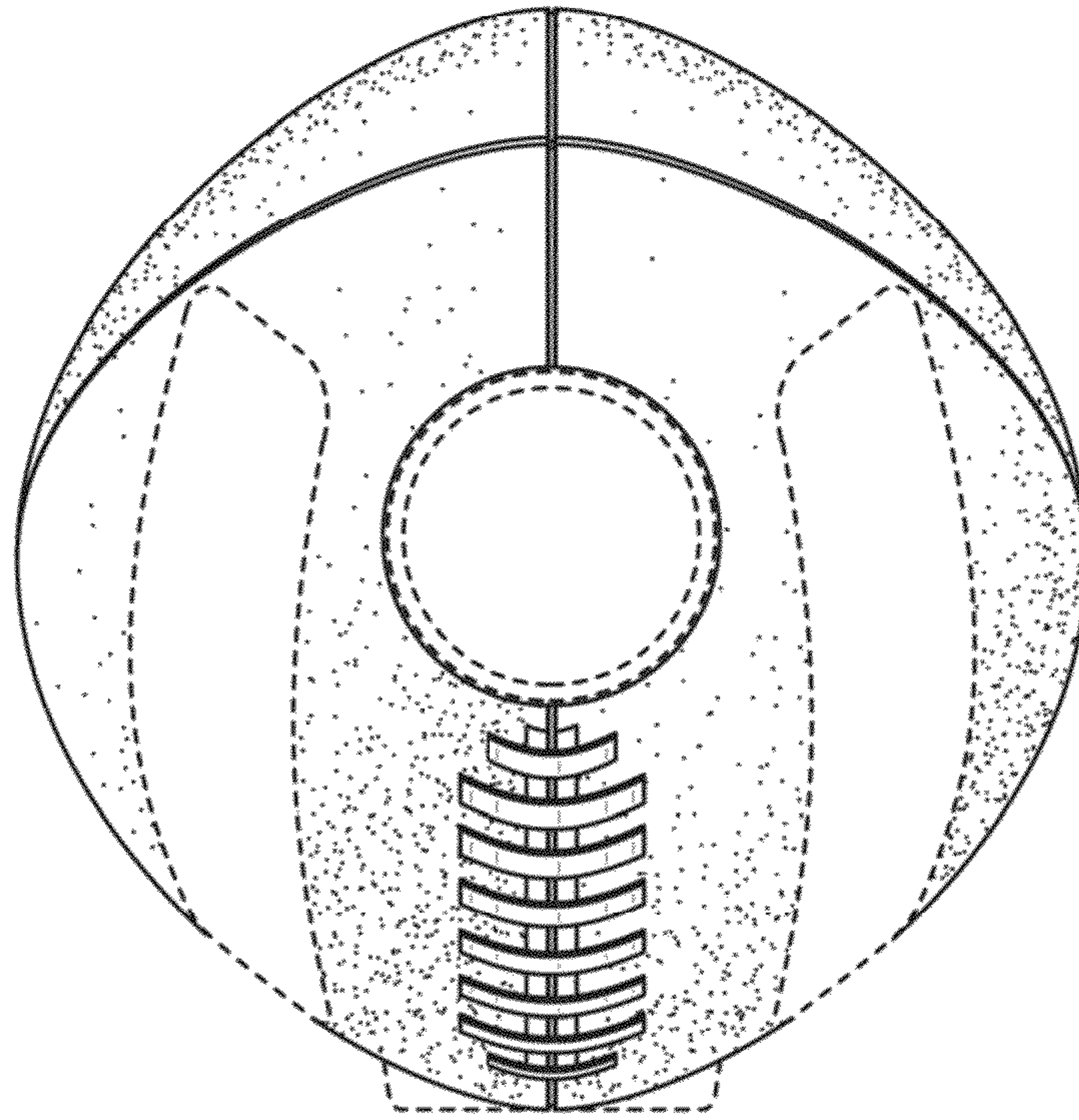


FIG. 6

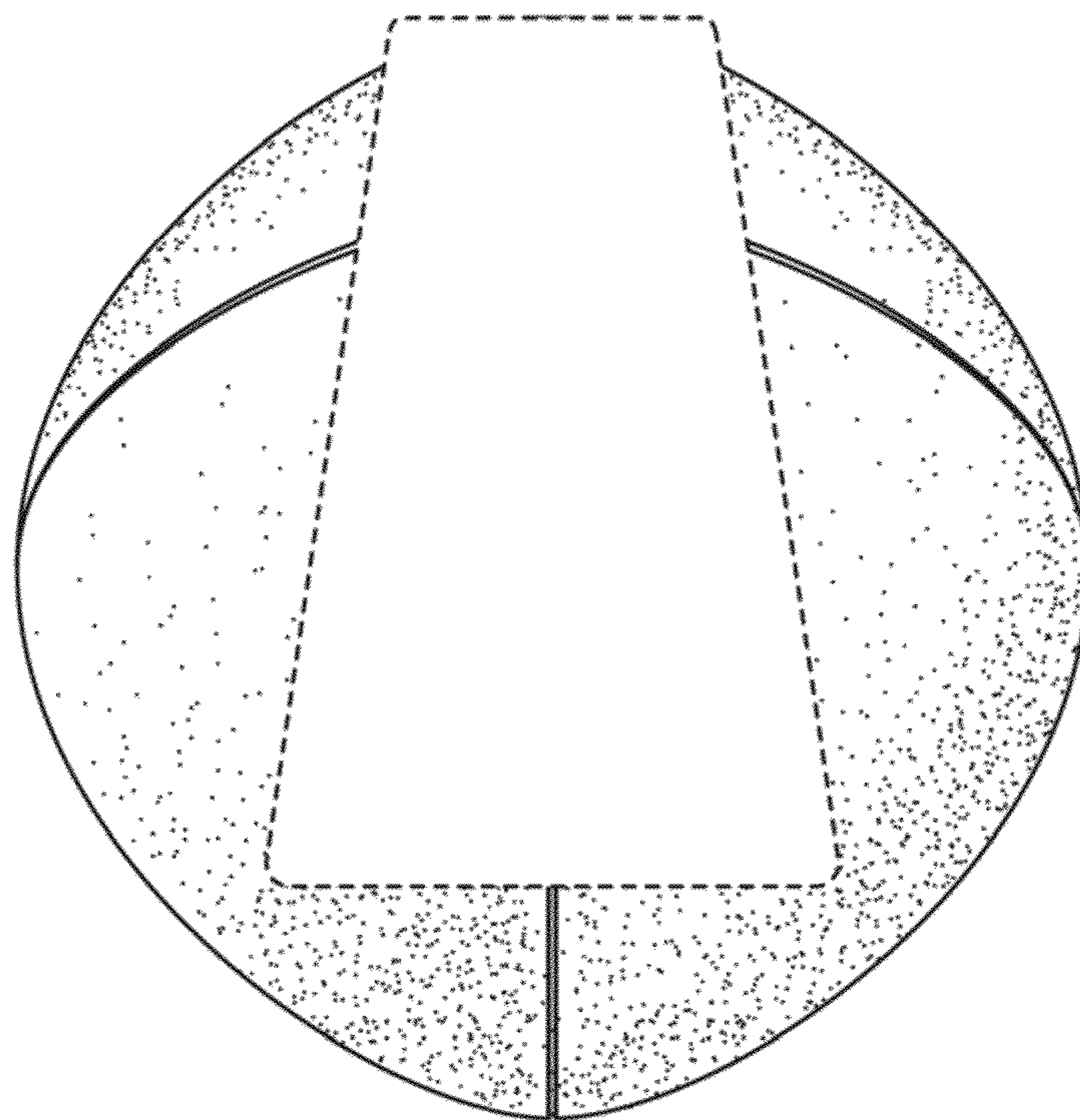


FIG. 7