

US00D710147S

(12) **United States Design Patent**
Saxton

(10) **Patent No.:** **US D710,147 S**

(45) **Date of Patent:** **** Aug. 5, 2014**

- (54) **COLLAR WITH HANDLES**
- (71) Applicant: **Matthew Joseph Saxton**, Agoura, CA (US)
- (72) Inventor: **Matthew Joseph Saxton**, Agoura, CA (US)
- (73) Assignee: **Munchkin, Inc.**, Van Nuys, CA (US)
- (**) Term: **14 Years**
- (21) Appl. No.: **29/447,329**
- (22) Filed: **Mar. 1, 2013**
- (51) **LOC (10) Cl.** **07-02**
- (52) **U.S. Cl.**
USPC **D7/393; D7/534**
- (58) **Field of Classification Search**
CPC ... A47G 19/2266–19/2272; A61J 9/00–9/008;
A61J 9/08–9/085
USPC D7/509–513, 533–536, 392.1, 392.2,
D7/397, 398, 538, 514–518, 393; 220/717,
220/718, 713, 203.18, 303; D24/194–197;
D9/447, 529, 503, 504, 723
See application file for complete search history.

D579,722 S *	11/2008	Sakulsacha et al.	D7/510
D616,706 S	6/2010	Bofinger et al.	
D642,435 S *	8/2011	Schofield et al.	D7/510
D642,866 S *	8/2011	Schofield et al.	D7/510
D644,067 S	8/2011	Valderrama	
D652,248 S	1/2012	Valderrama	
D679,948 S *	4/2013	Meyer et al.	D7/534
D683,185 S *	5/2013	Thomas	D7/510
D683,589 S *	6/2013	Itzek et al.	D7/510
D688,099 S *	8/2013	Hsu	D7/534
D688,100 S *	8/2013	Lao	D7/534
D698,600 S *	2/2014	Aslan	D7/393
2007/0163984 A1 *	7/2007	Nguyen et al.	215/11.3
2014/0103041 A1 *	4/2014	Randolph et al.	220/212.5

* cited by examiner

Primary Examiner — Eric Goodman

Assistant Examiner — Brett Miller

(74) *Attorney, Agent, or Firm* — Robert Z. Evora, Esq.;
Wade C. Yamazaki

(57) **CLAIM**

The ornamental design for a collar with handles, as shown and described.

DESCRIPTION

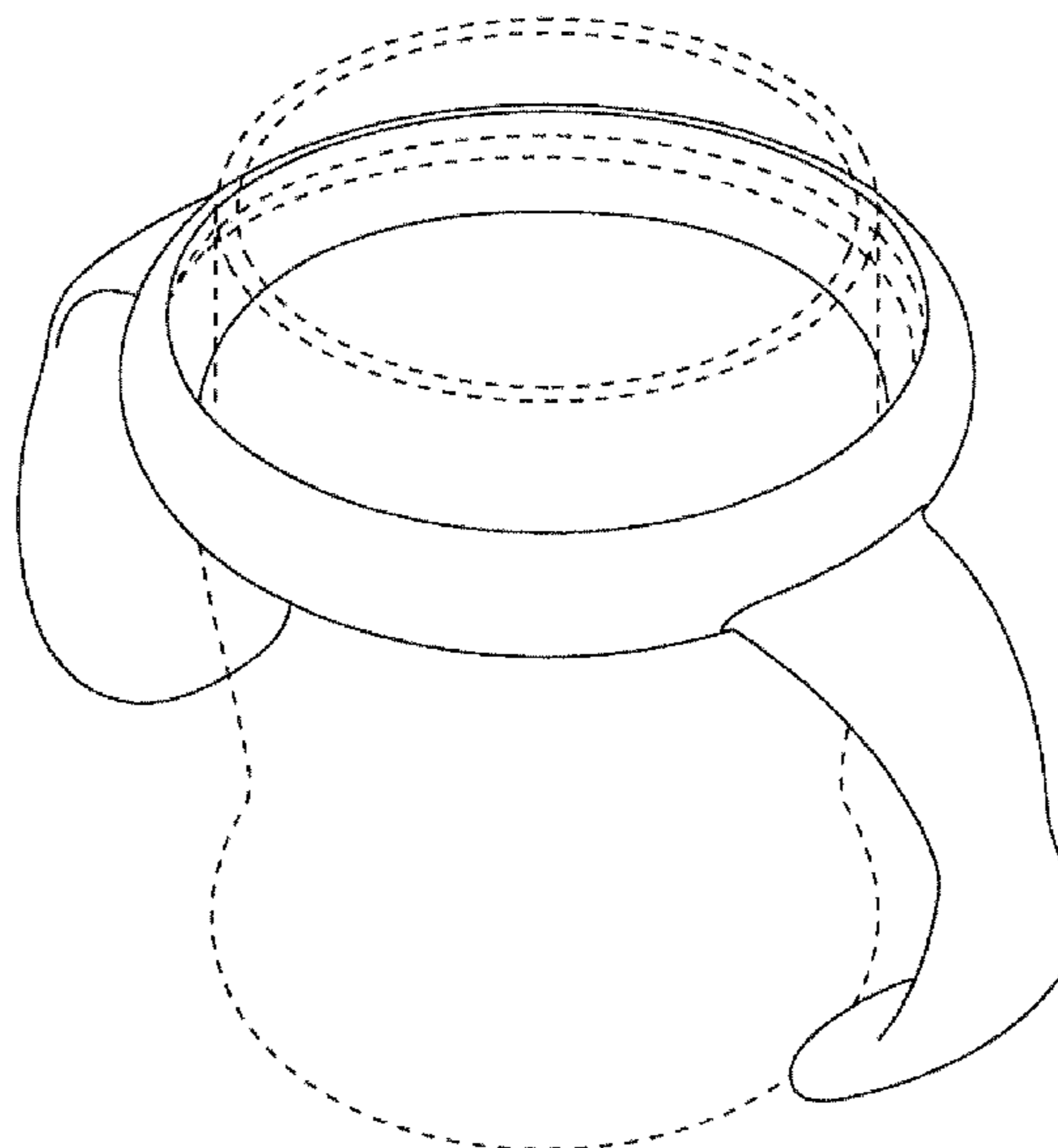
FIG. 1 is a upper front perspective view of a collar with handles in accordance with the new design;
 FIG. 2 is a side view thereof, the other side being a mirror image thereof;
 FIG. 3 is a front view thereof, the rear side being a mirror image thereof;
 FIG. 4 is a top view thereof; and,
 FIG. 5 is a bottom view thereof.
 The broken lines shown in the drawings represent environmental structure in FIGS. 1 and 4-5 that form no part of the claimed design.

1 Claim, 3 Drawing Sheets

(56) **References Cited**

U.S. PATENT DOCUMENTS

D329,355 S	9/1992	Yagi	
D366,987 S	2/1996	Allegre	
D368,529 S	4/1996	Allegre	
D375,655 S	11/1996	King	
D454,642 S	3/2002	Hakim	
D476,849 S	7/2003	Randolph	
D513,932 S	1/2006	De Oliveira	
D515,867 S *	2/2006	Randolph et al.	D7/396.2
D559,624 S *	1/2008	Carreno	D7/534



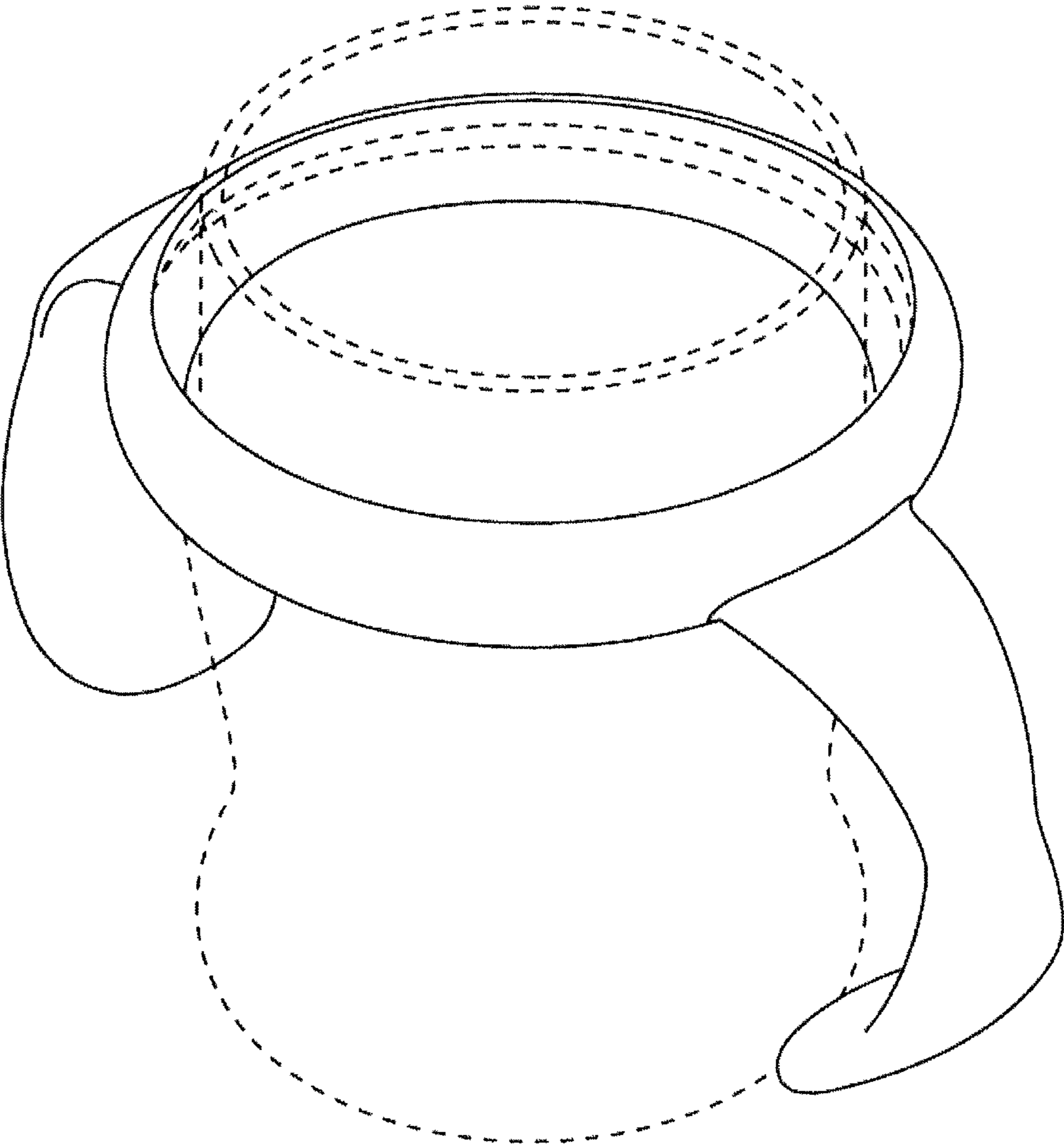


FIG. 1




FIG. 2

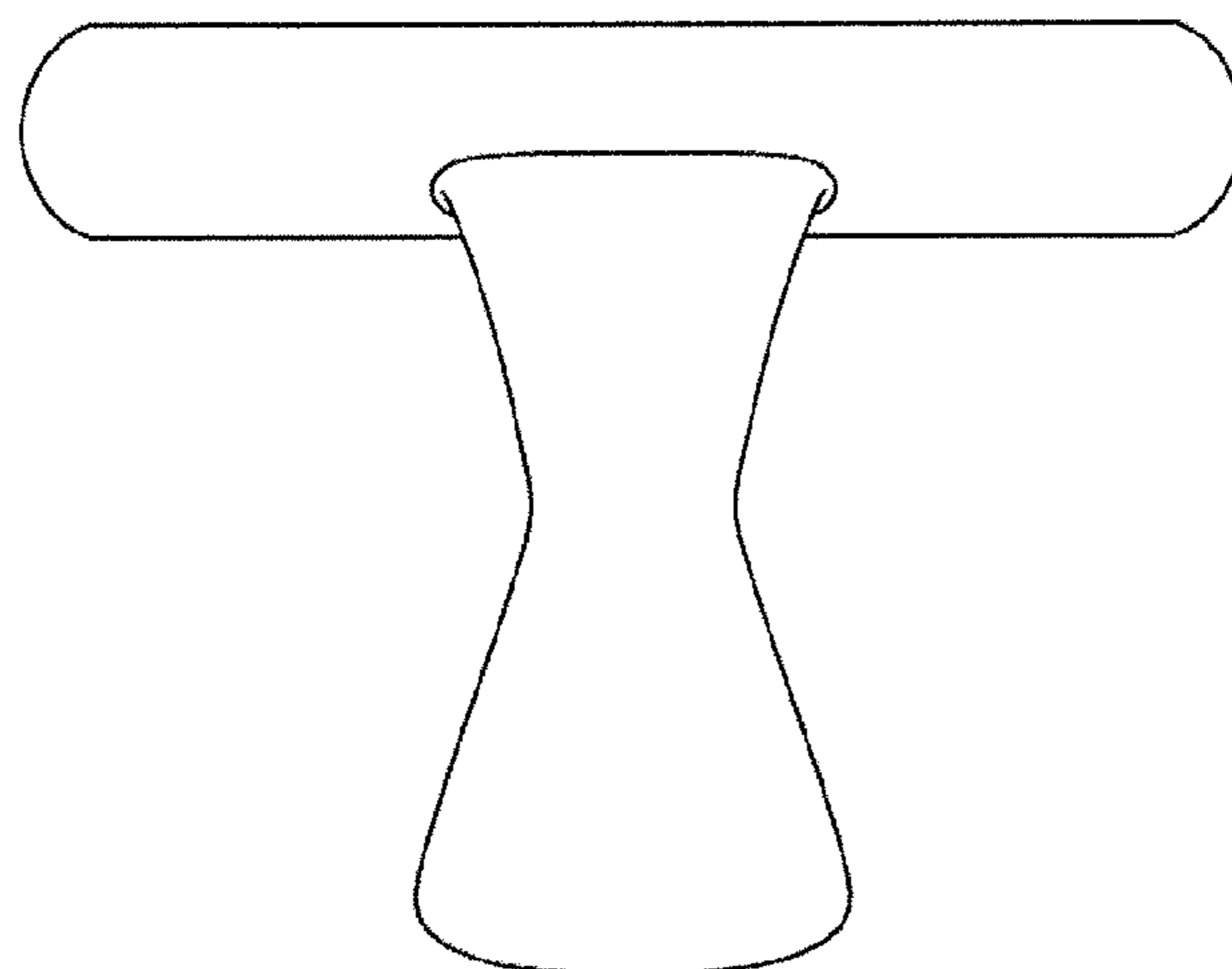


FIG. 3

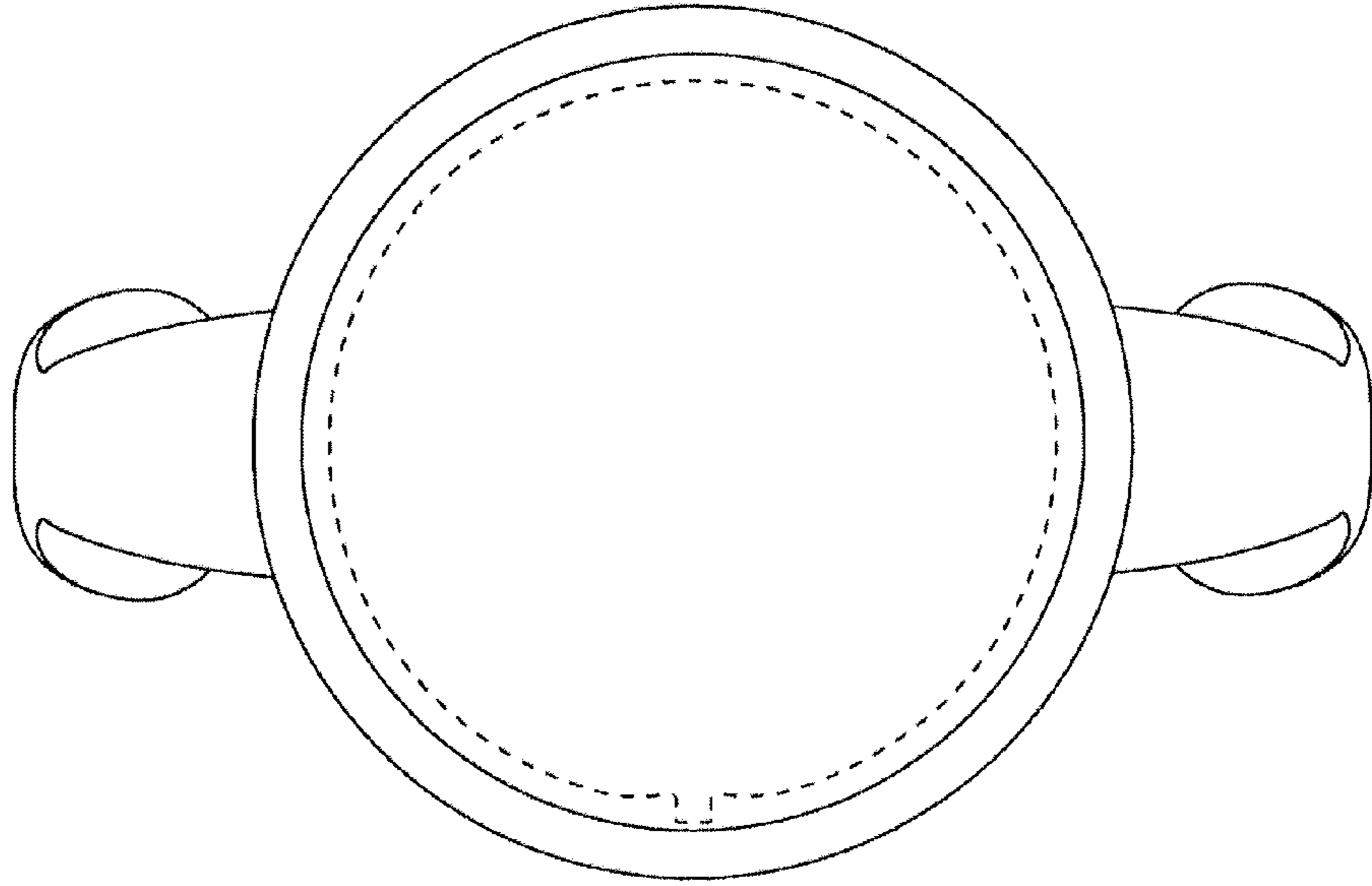


FIG. 4

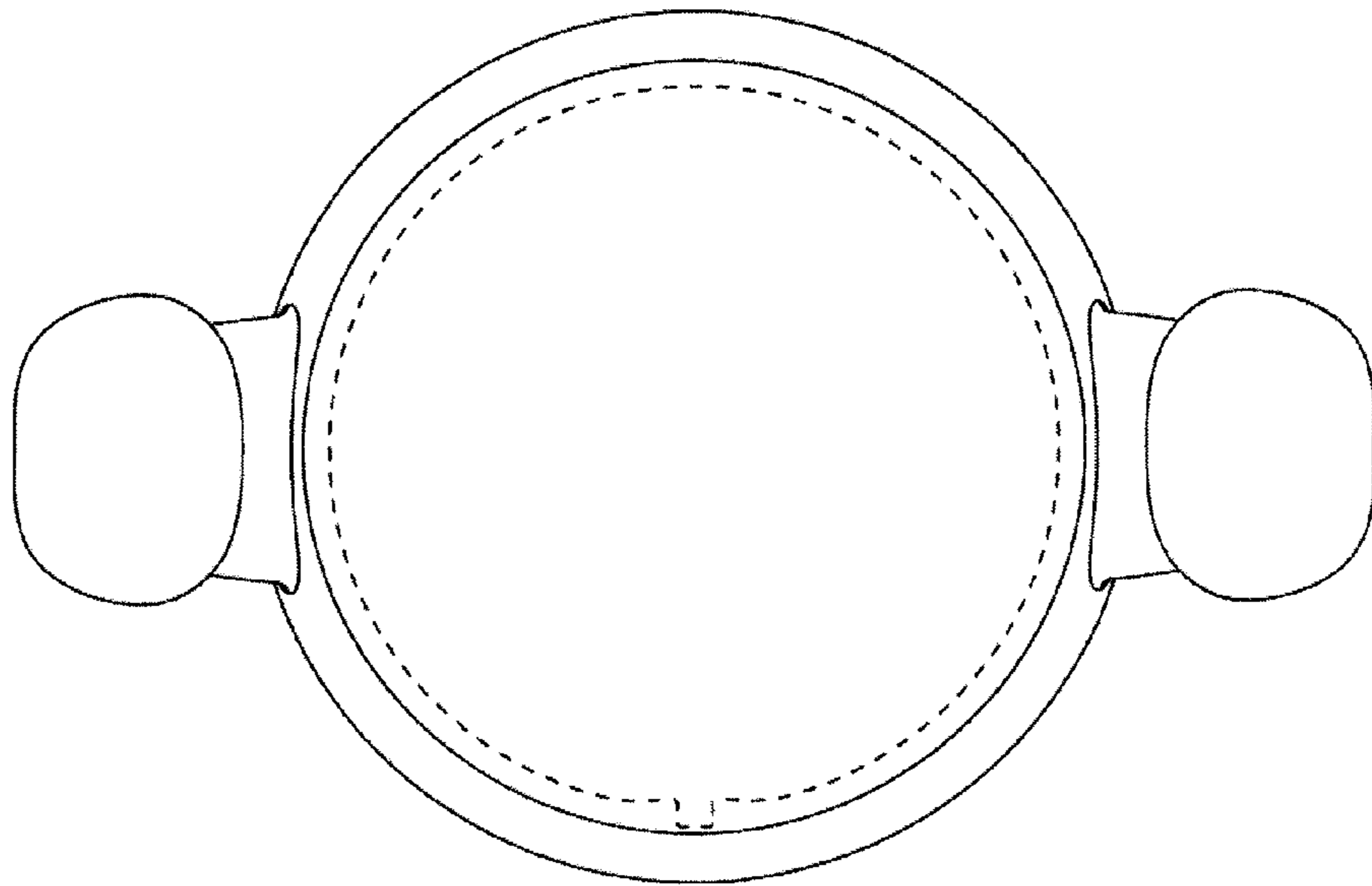


FIG. 5