



US00D710132S

(12) **United States Design Patent**  
**McQuillan**

(10) **Patent No.:** **US D710,132 S**

(45) **Date of Patent:** **\*\* Aug. 5, 2014**

(54) **HEAD REST**

(71) Applicant: **Kevin McQuillan**, Gilbert, AZ (US)

(72) Inventor: **Kevin McQuillan**, Gilbert, AZ (US)

(73) Assignee: **Kevin McQuillan**, Gilbert, AZ (US)

(\*\*) Term: **14 Years**

(21) Appl. No.: **29/461,299**

(22) Filed: **Jul. 22, 2013**

(51) **LOC (10) Cl.** ..... **06-13**

(52) **U.S. Cl.**  
USPC ..... **D6/611**

(58) **Field of Classification Search**  
USPC ..... D6/610, 611, 596, 601, 602, 603, 615,  
D6/617, 621; D7/332, 334-337;  
D12/401-405; 135/87, 88.01, 95;  
150/165-167, 158, 154; 280/770;  
296/136.01, 136.1, 136.11

See application file for complete search history.

(56) **References Cited**

**U.S. PATENT DOCUMENTS**

195,197 A \* 9/1877 Beque ..... 38/108  
D317,541 S \* 6/1991 Carwile ..... D6/601  
D402,846 S \* 12/1998 Licata et al. .... D6/611  
D405,637 S \* 2/1999 Licata et al. .... D6/611  
7,695,066 B2 \* 4/2010 Guercia et al. .... 297/228.11

D632,121 S \* 2/2011 Ramirez ..... D6/611  
D673,803 S \* 1/2013 Paron ..... D6/611  
D691,835 S \* 10/2013 Tyler et al. .... D6/611  
2007/0132290 A1 \* 6/2007 Moshopoulos ..... 297/220  
2008/0093901 A1 \* 4/2008 Hodge et al. .... 297/220

\* cited by examiner

*Primary Examiner* — Katrina A Betton

(74) *Attorney, Agent, or Firm* — Jackson White, PC; Steven J. Laureanti

(57) **CLAIM**

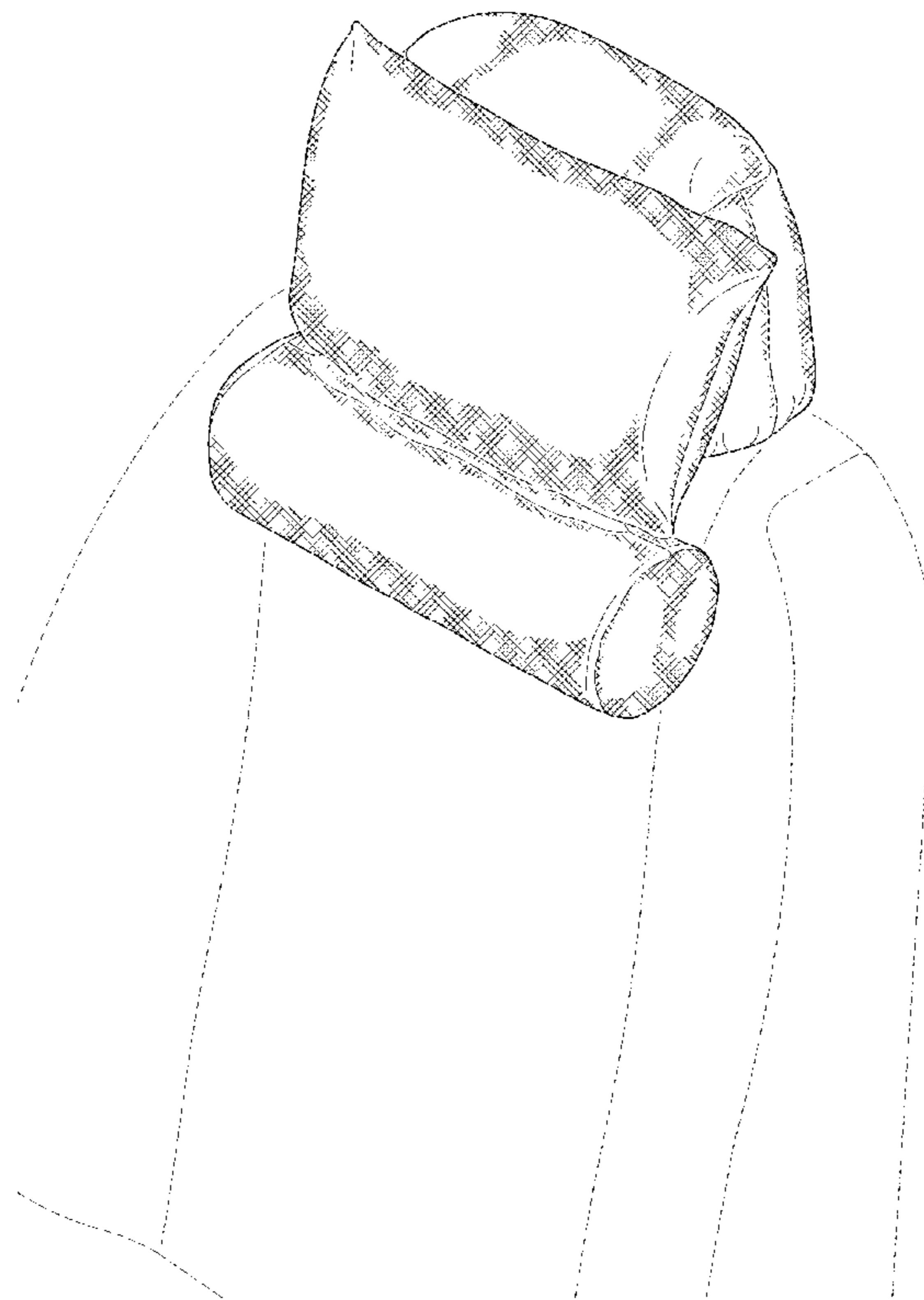
The ornamental design for a headrest, as shown and described.

**DESCRIPTION**

FIG. 1 is a perspective view of the present invention;  
FIG. 2 is a front view of the present invention;  
FIG. 3 is a back view of the present invention;  
FIG. 4 is a right side view of the present invention;  
FIG. 5 is a left side view of the present invention;  
FIG. 6 is top view of the present invention;  
FIG. 7 is a bottom view of the present invention; and,  
FIG. 8 is a perspective view of the present invention on an automobile seat headrest.

The broken lines in the figures immediately adjacent the solid lines represent the bounds of the claim, and the broken lines and the area within the broken lines represent unclaimed portions of the present invention. None of the broken lines form a part of the claimed design.

**1 Claim, 6 Drawing Sheets**



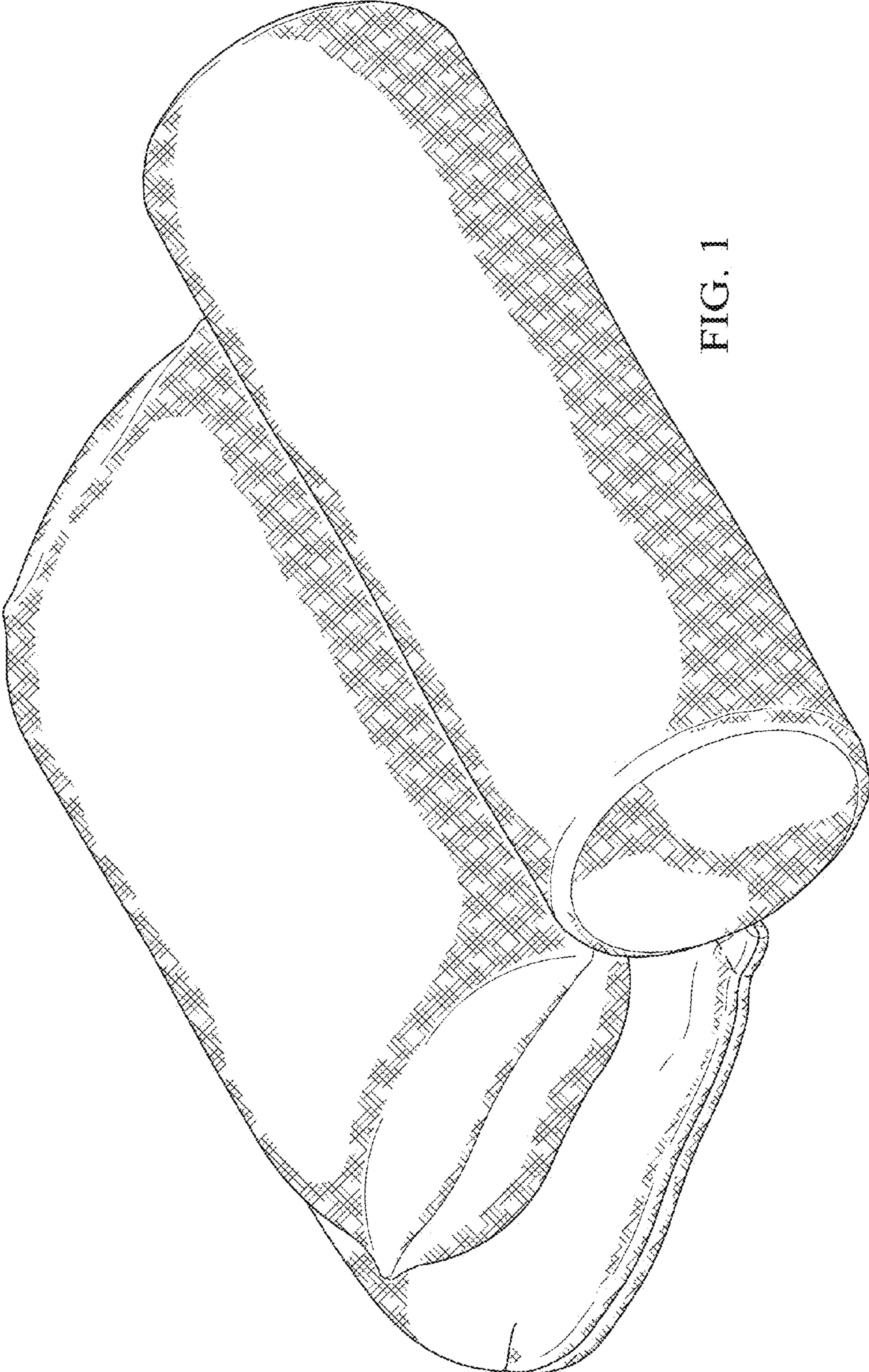


FIG. 1



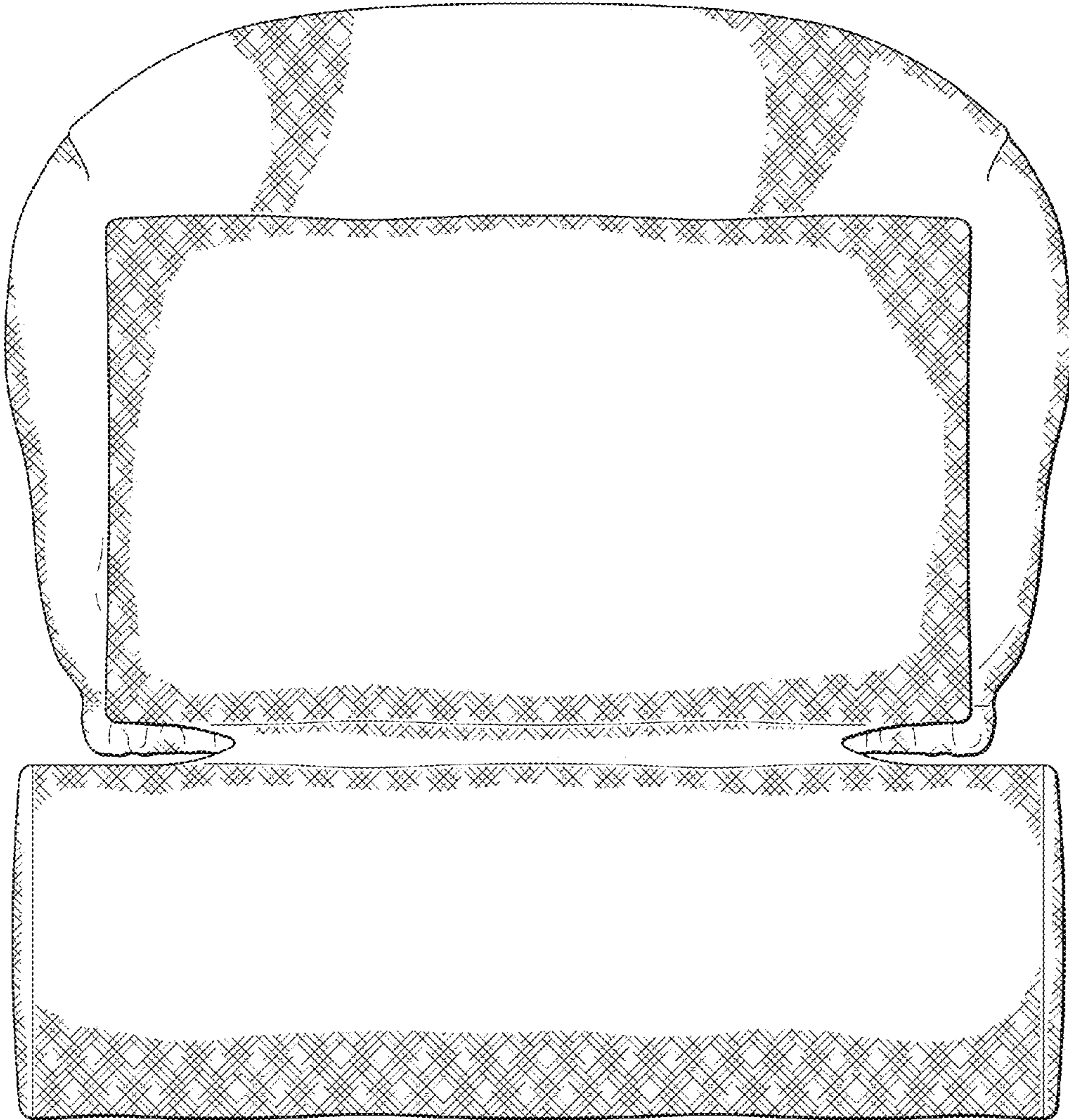


FIG. 2

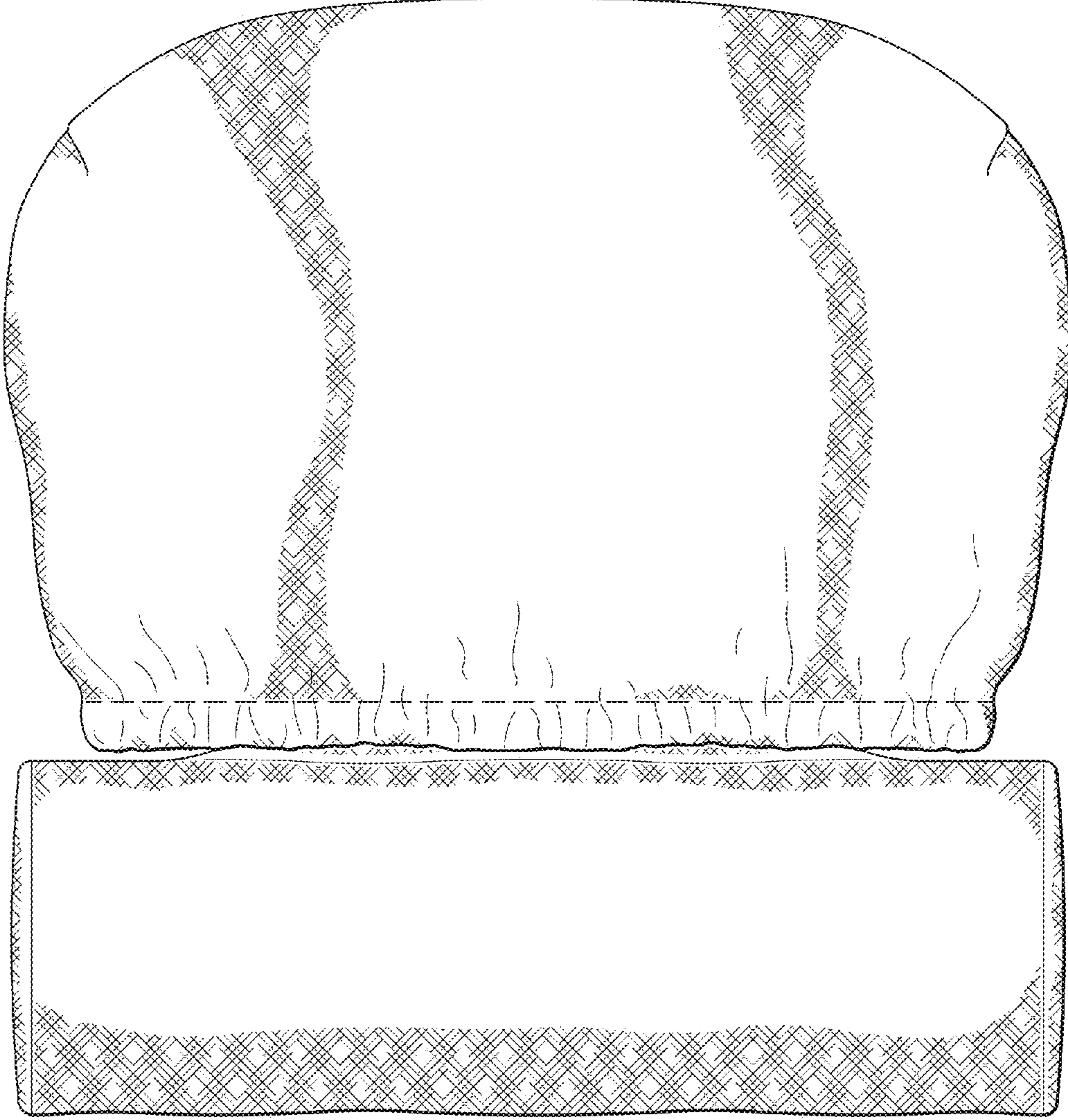


FIG. 3



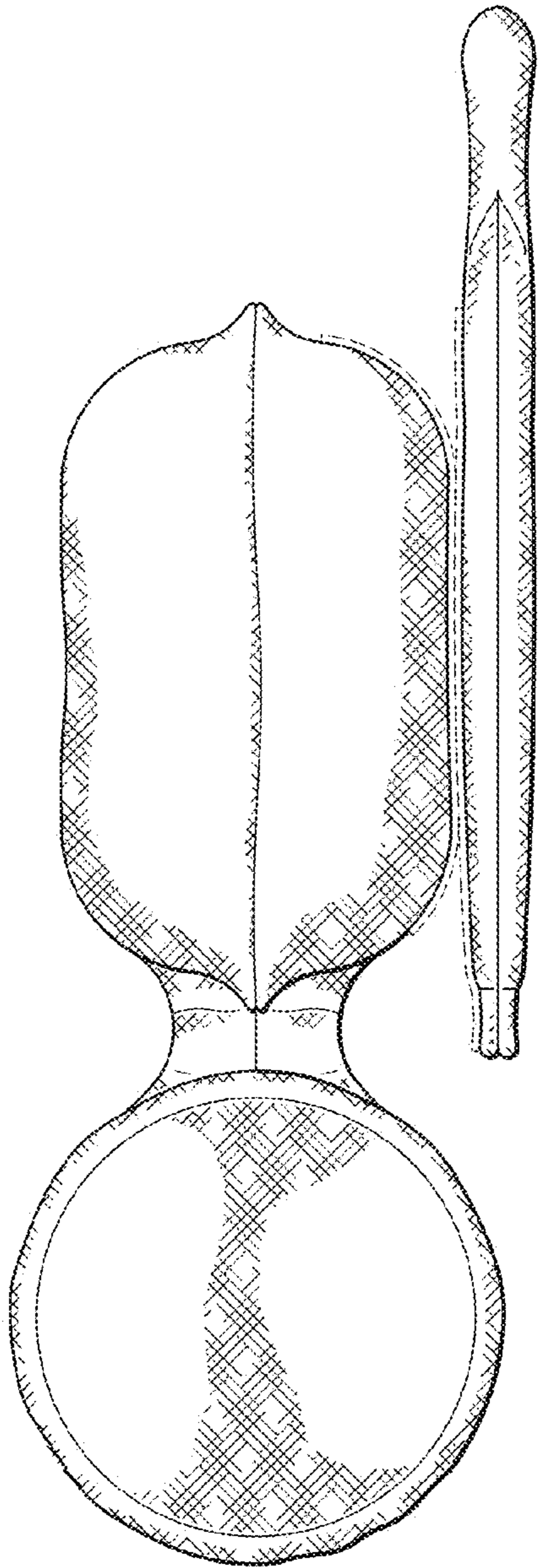


FIG. 4

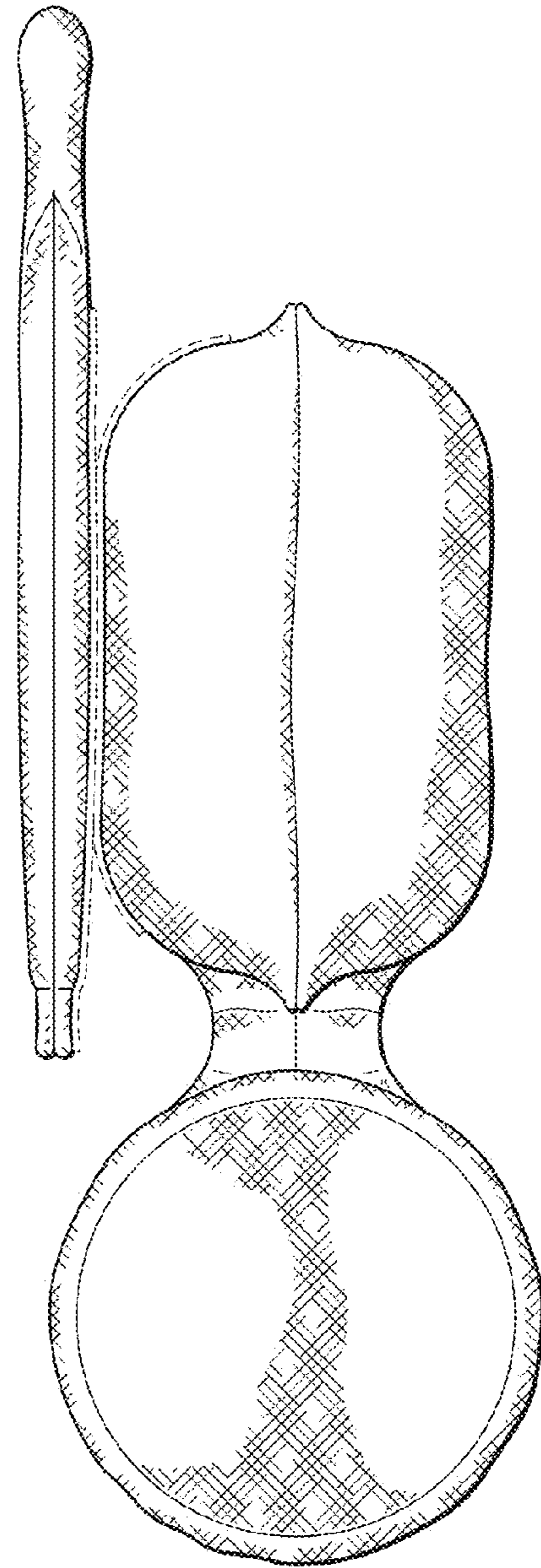


FIG. 5

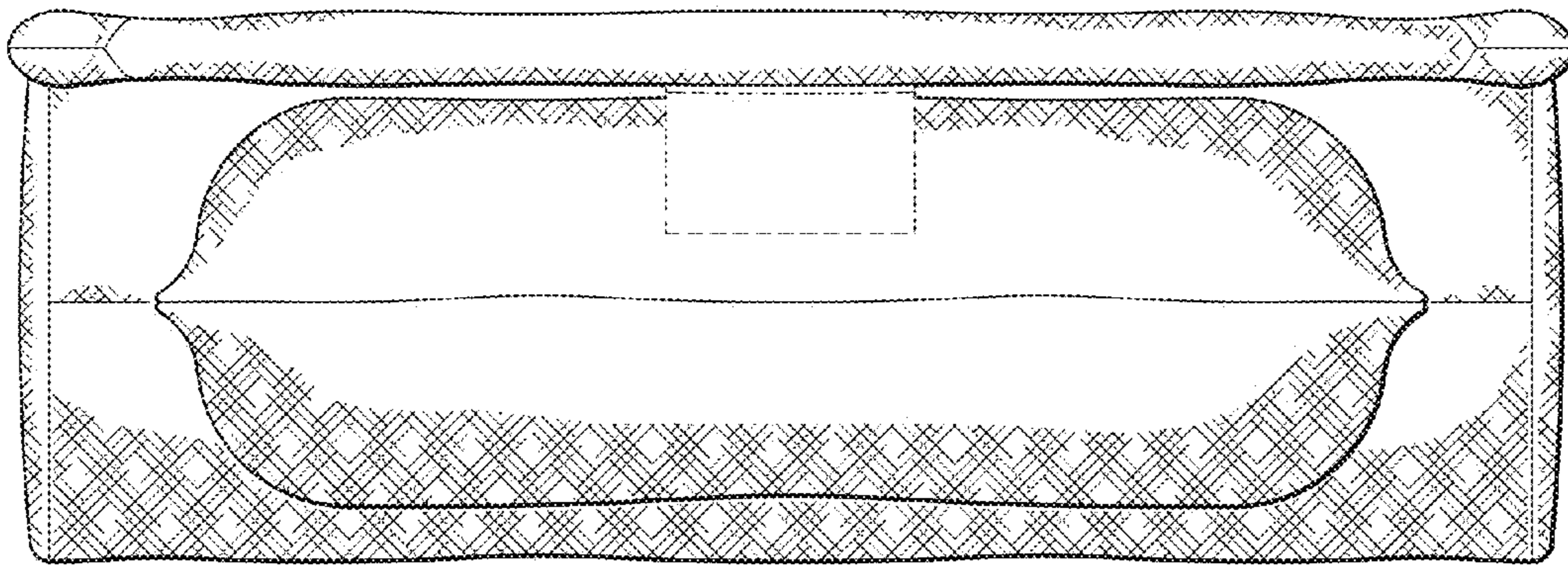


FIG. 6




FIG. 7

FIG. 8

