



US00D710116S

(12) **United States Design Patent**
Blackford

(10) **Patent No.:** **US D710,116 S**

(45) **Date of Patent:** **** Aug. 5, 2014**

(54) **PATTERNED BODYWEAR LINING MATERIAL**

(75) Inventor: **Michael E. "Woody" Blackford,**
Portland, OR (US)

(73) Assignee: **Columbia Sportswear North America, Inc.,** Portland, OR (US)

(**) Term: **14 Years**

(21) Appl. No.: **29/420,765**

(22) Filed: **May 11, 2012**

(51) **LOC (10) Cl.** **05-05**

(52) **U.S. Cl.**
USPC **D5/58**

(58) **Field of Classification Search**
USPC D5/4, 43, 47, 50, 53, 55-63, 99; D19/1, D19/5; D32/43; D6/582, 602, 612; 2/900; 5/490, 495; 15/208; 112/401, 416, 439; 139/383 R, 383 B; 428/32, 66.5, 85, 428/151, 152, 187, 542.6; D25/149
See application file for complete search history.

(56) **References Cited**

U.S. PATENT DOCUMENTS

2,037,773	A *	4/1936	Eynon	40/203
RE28,155	E *	9/1974	Dow	139/383 R
3,924,929	A *	12/1975	Holmen et al.	359/514
4,145,112	A *	3/1979	Crone et al.	359/531
4,202,600	A *	5/1980	Burke et al.	359/514
D367,766	S *	3/1996	Makoui et al.	D5/57
5,754,338	A *	5/1998	Wilson et al.	359/530
D418,308	S *	1/2000	Lu	D5/99
D425,113	S *	5/2000	Kleman et al.	D19/1
6,136,416	A *	10/2000	Smith et al.	428/172
6,431,222	B1 *	8/2002	Khokar	139/383 R
6,540,367	B1 *	4/2003	Benson et al.	359/530

D489,905	S *	5/2004	Hynnek et al.	D5/58
D493,622	S *	8/2004	Hynnek et al.	D5/53
7,793,471	B2 *	9/2010	Hill	52/177
D629,687	S *	12/2010	Baker	D9/456
D666,837	S *	9/2012	Elser	D5/58
2003/0211801	A1 *	11/2003	Putnam et al.	442/387
2006/0188668	A1 *	8/2006	Wahba	428/13

FOREIGN PATENT DOCUMENTS

CN	301268346	6/2010
EM	000089966-0001	10/2004
EM	000025887-0001	4/2005
TW	99305345	6/1992

* cited by examiner

Primary Examiner — Karen S Acker

(74) *Attorney, Agent, or Firm* — Schwabe, Williamson & Wyatt, P.C.

(57) **CLAIM**

I claim the ornamental design for a patterned bodywear lining material, as shown and described.

DESCRIPTION

FIG. 1 is a front view of a patterned bodywear lining material, showing my new design;

FIG. 2 is a back view thereof;

FIG. 3 is a bottom view thereof;

FIG. 4 is a top view thereof;

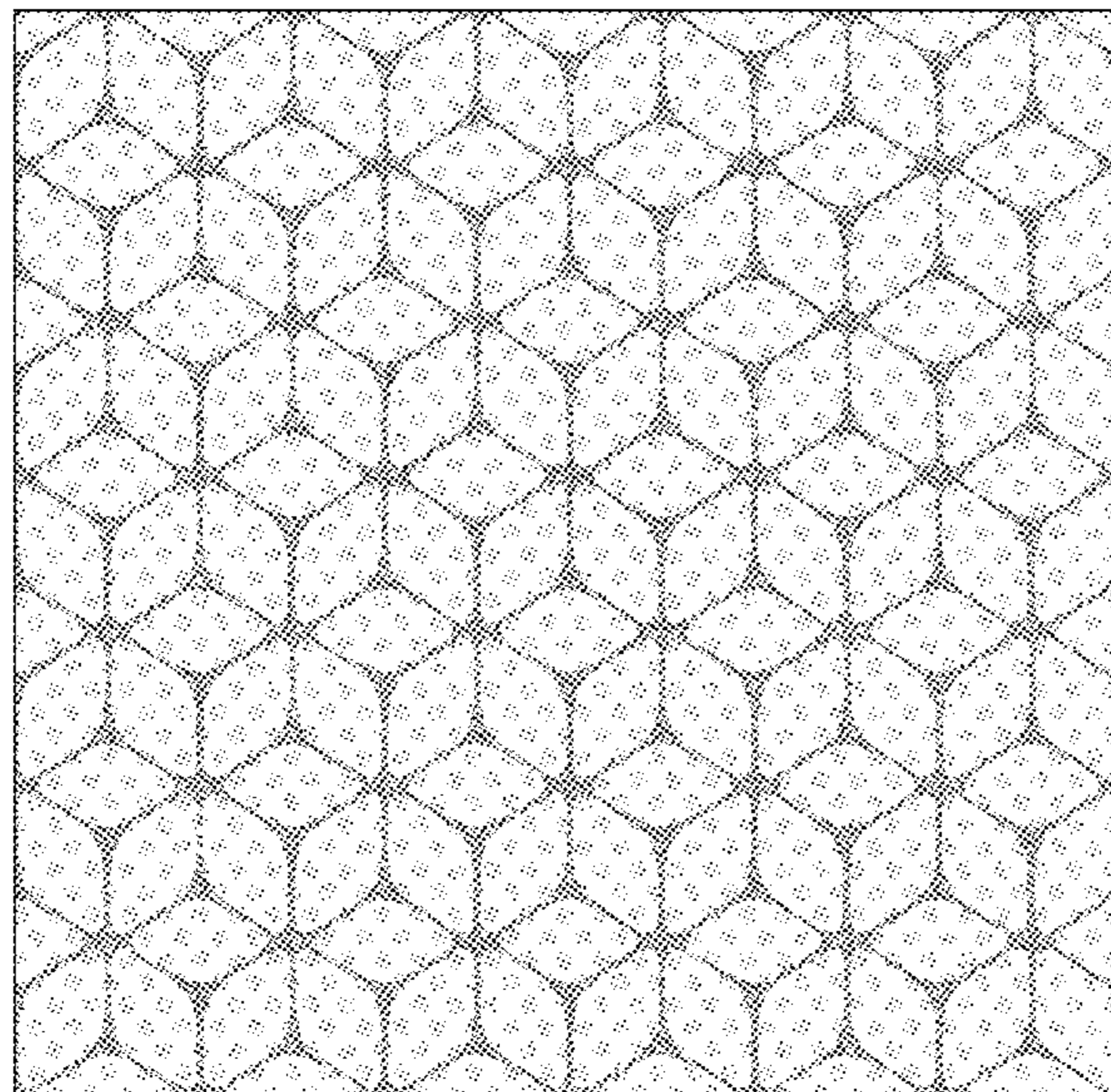
FIG. 5 is a right side view thereof;

FIG. 6 is a left side view thereof; and,

FIG. 7 is a perspective view thereof.

The claim is directed to the patterned elements drawn in solid lines and the areas within these elements arranged vertically and horizontally on a square sheet. The broken lines representing the back and the depth of the design represent unclaimed portions of the patterned bodywear lining material and form no part of the claimed design.

1 Claim, 4 Drawing Sheets



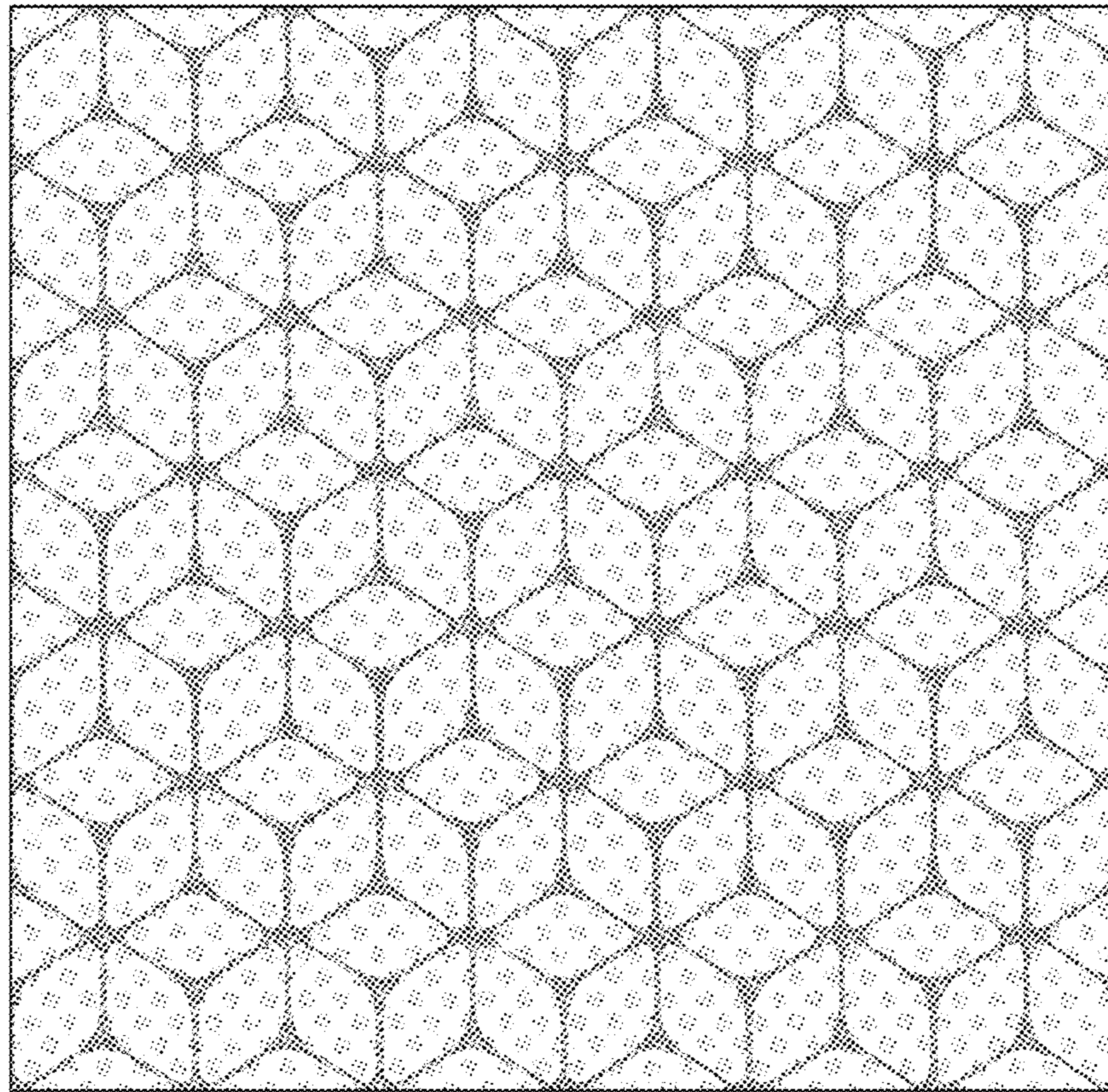


FIG. 1




FIG. 2



FIG. 3



FIG. 4

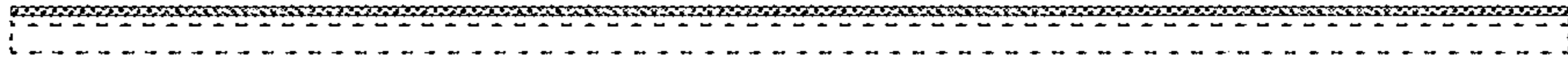


FIG. 5




FIG. 6

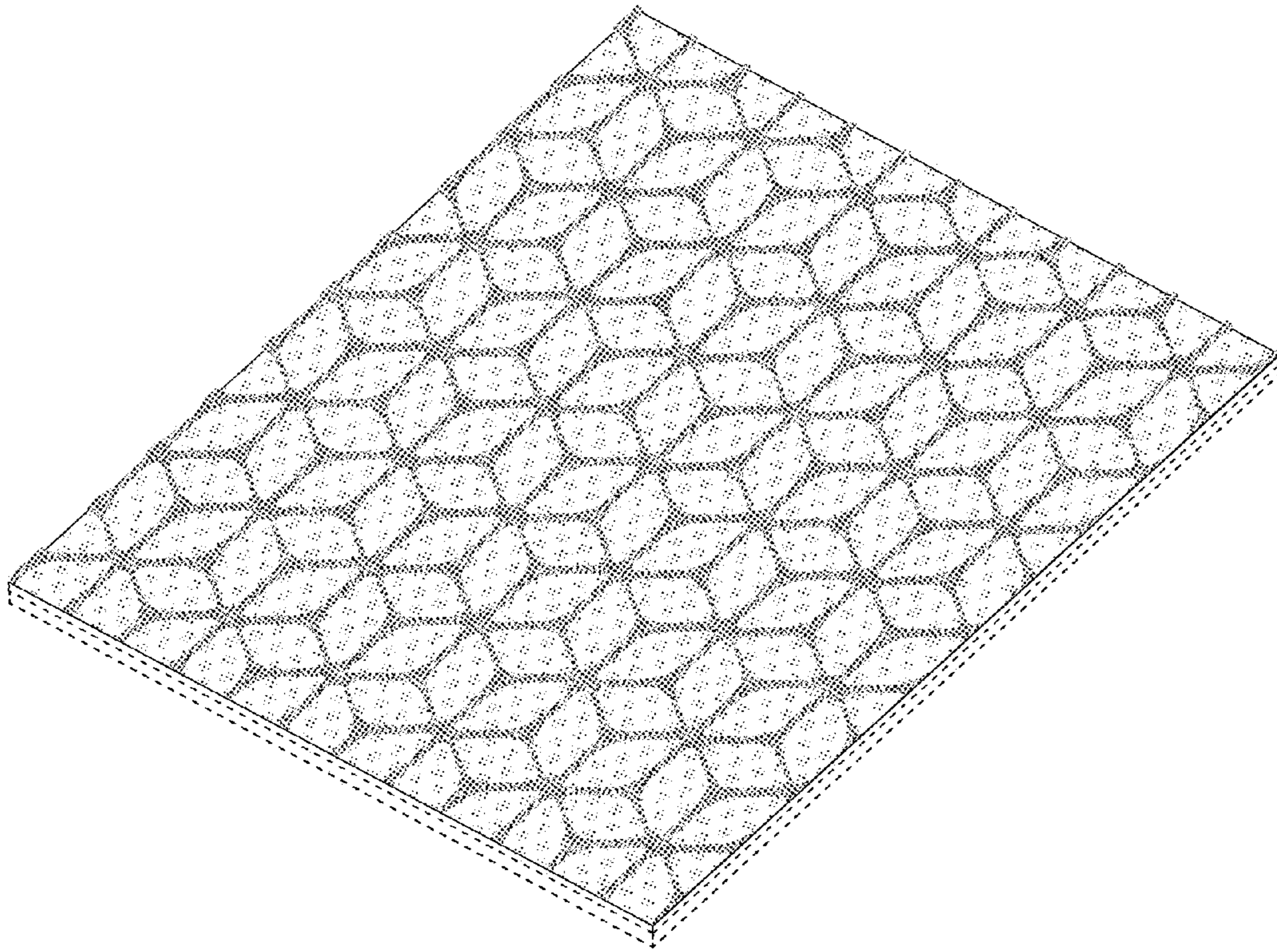


FIG. 7