



US00D710113S

(12) **United States Design Patent**  
**Cho**

(10) **Patent No.:** **US D710,113 S**

(45) **Date of Patent:** **\*\* Aug. 5, 2014**

(54) **TONSIL BRUSH**

(76) Inventor: **Spencer Cho**, Lancaster, CA (US)

(\*\*) Term: **14 Years**

(21) Appl. No.: **29/397,056**

(22) Filed: **Jul. 11, 2011**

(51) **LOC (10) Cl.** ..... **04-02**

(52) **U.S. Cl.**  
USPC ..... **D4/127; D4/111**

(58) **Field of Classification Search**  
USPC ..... D4/101, 102, 104-112, 127, 132, 138;  
D28/46, 48; 132/308-311; 601/139,  
601/141; 15/143.1, 159.1, 160, 167.1,  
15/167.2, 188, 28, 29, 180; D24/133, 146,  
D24/147, 152

See application file for complete search history.

(56) **References Cited**

**U.S. PATENT DOCUMENTS**

D94,303	S	*	1/1935	Hadley	.....	D4/111
4,420,851	A	*	12/1983	Wiener	.....	15/22.1
4,578,055	A	*	3/1986	Fischer	.....	604/2
4,806,101	A	*	2/1989	Rossi	.....	433/92
5,653,591	A	*	8/1997	Loge	.....	433/118
D501,971	S	*	2/2005	Treacy	.....	D32/51
D513,881	S	*	1/2006	Meyers et al.	.....	D4/102

7,198,623	B2	*	4/2007	Fischer et al.	.....	604/500
2008/0155771	A1	*	7/2008	Agbaje	.....	15/23
2011/0314624	A1	*	12/2011	Kubo	.....	15/167.1

**FOREIGN PATENT DOCUMENTS**

FR	2288495	A	*	6/1976	.....	A46B 11/02
JP	1353923	S	*	3/2009		

\* cited by examiner

*Primary Examiner* — Melanie H Tung

*Assistant Examiner* — Lavone D Tabor

(74) *Attorney, Agent, or Firm* — James A. Italia; Italia IP

(57) **CLAIM**

The ornamental design for a tonsil brush, as shown and described.

**DESCRIPTION**

FIG. 1 is a perspective view of a tonsil brush, showing my new design;

FIG. 2 is a front elevational view of a tonsil brush;

FIG. 3 is a rear elevational view of a tonsil brush;

FIG. 4 is a left-side elevational view of a tonsil brush;

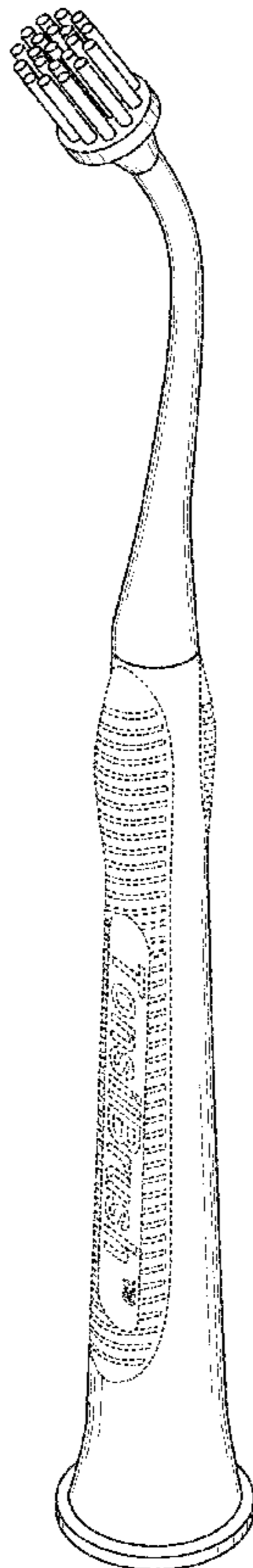
FIG. 5 is a right-side elevational view of a tonsil brush;

FIG. 6 is a top plan view of a tonsil brush; and,

FIG. 7 is a bottom plan view of a tonsil brush.

The sections of the handle shown in the broken lines illustrate portions of the tonsil brush that form no part of the claimed design.

**1 Claim, 3 Drawing Sheets**



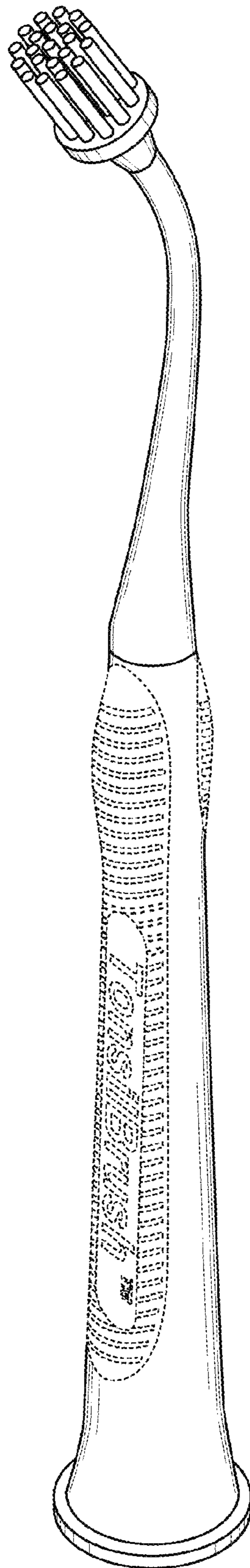


FIG. 1

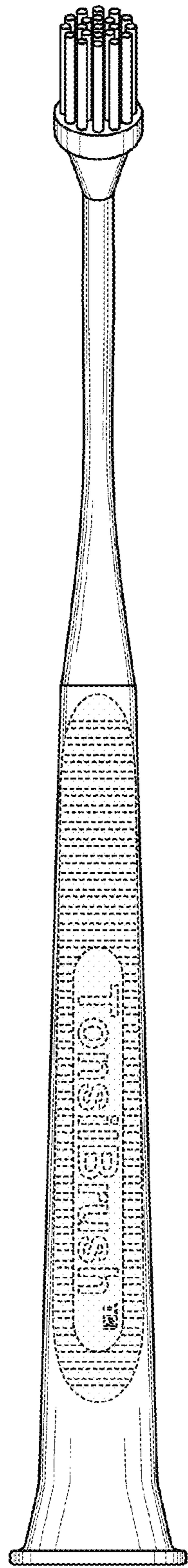


FIG. 2

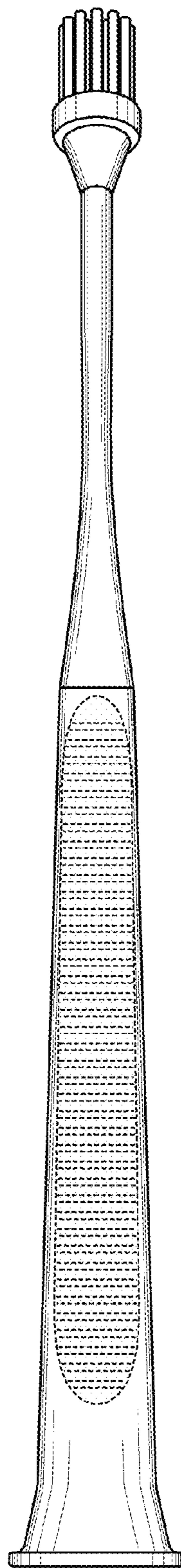


FIG. 3

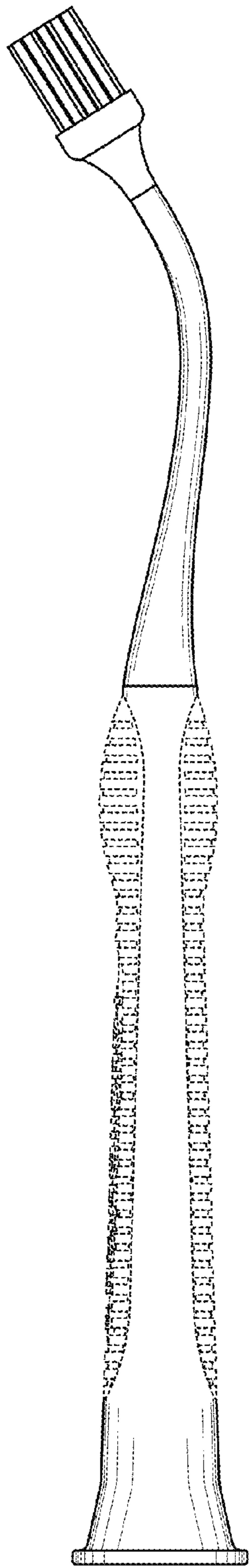


FIG. 4

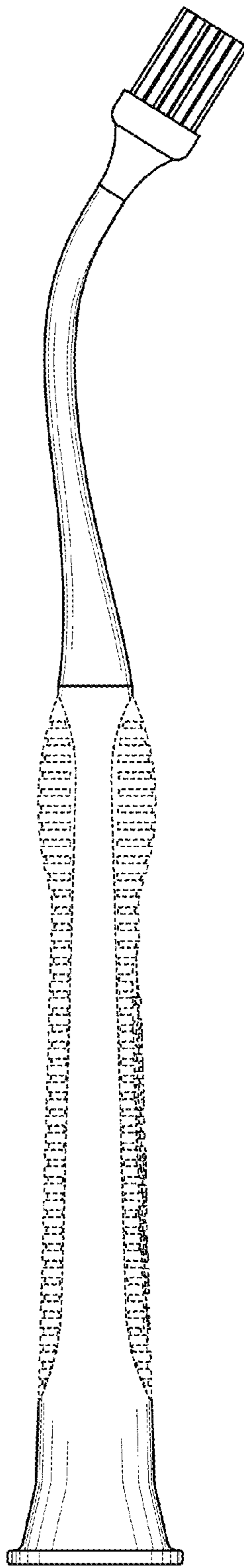


FIG. 5

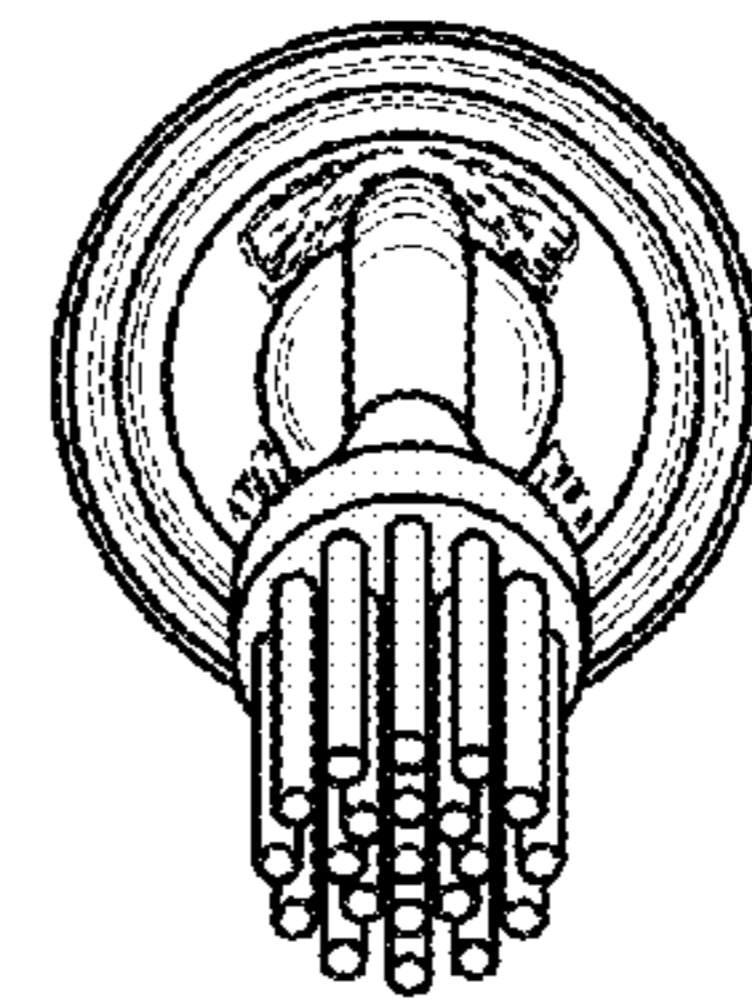


FIG. 6

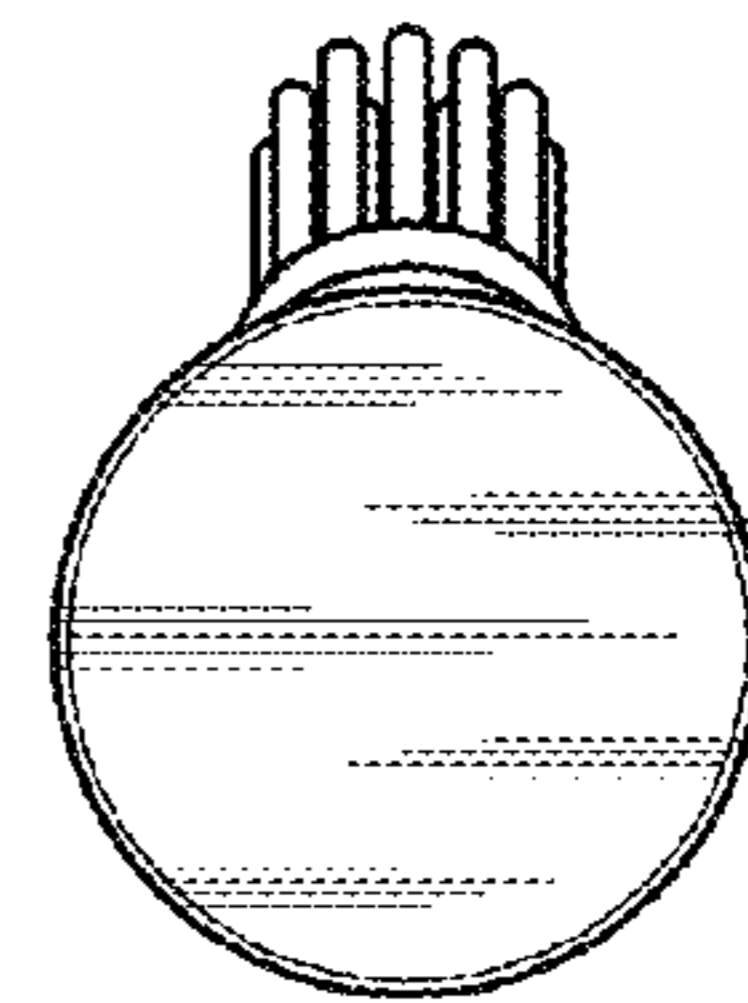


FIG. 7