



US00D710111S

(12) **United States Design Patent**
Ding et al.

(10) **Patent No.:** **US D710,111 S**
(45) **Date of Patent:** **** Aug. 5, 2014**

(54) **TOOTHBRUSH**

(71) Applicant: **Colgate-Palmolive Company**, New York, NY (US)

(72) Inventors: **Xiang Ji Ding**, angZhou (CN); **Yu Liu**, Wuxi (CN); **Wen Jin Xi**, Shanghai (CN); **Al Sprosta**, Maplewood, NJ (US); **Kenneth Waguespack**, North Brunswick, NJ (US)

(73) Assignee: **Colgate-Palmolive Company**, New York, NY (US)

(**) Term: **14 Years**

(21) Appl. No.: **29/464,192**

(22) Filed: **Aug. 14, 2013**

Related U.S. Application Data

(62) Division of application No. 29/390,961, filed on May 2, 2011, now Pat. No. Des. 689,286.

(51) **LOC (10) Cl.** **04-02**

(52) **U.S. Cl.**
USPC **D4/108**

(58) **Field of Classification Search**
USPC D4/101, 104-112, 132-134, 136, 138;
D7/393, 395, 401.2; D8/107; 15/110,
15/143.1, 159.1, 160, 167.1, 167.2, 207.2,
15/DIG. 5, DIG. 6; 16/430; 132/308-311;
601/139, 141, 142; 606/161, 235
See application file for complete search history.

(56) **References Cited**

U.S. PATENT DOCUMENTS

5,628,082 A 5/1997 Moskovich
D403,509 S 1/1999 Vonarburg
D415,352 S 10/1999 Beals et al.
D415,532 S 10/1999 Tobin

D419,773 S 2/2000 Beals et al.
D427,437 S 7/2000 Vonarburg
D429,566 S 8/2000 Yoshimoto et al.
D438,012 S 2/2001 Cheong
D458,453 S 6/2002 Baertschi
D465,927 S 11/2002 Saindon et al.

(Continued)

FOREIGN PATENT DOCUMENTS

AU 339617 11/2011
AU 339618 11/2011

(Continued)

OTHER PUBLICATIONS

WIPO DM/065896 Registered Design, (Trisa Holding) Nov. 30, 2004, [online], [retrieved on Sep. 9, 2012] Retrieved from the Hague Express Design Database of the World Intellectual Property Organization using the Internet: <URL:http://www.wipo.int>.

Primary Examiner — Melanie H Tung
Assistant Examiner — Lavone D Tabor

(74) *Attorney, Agent, or Firm* — Ryan M. Flandro

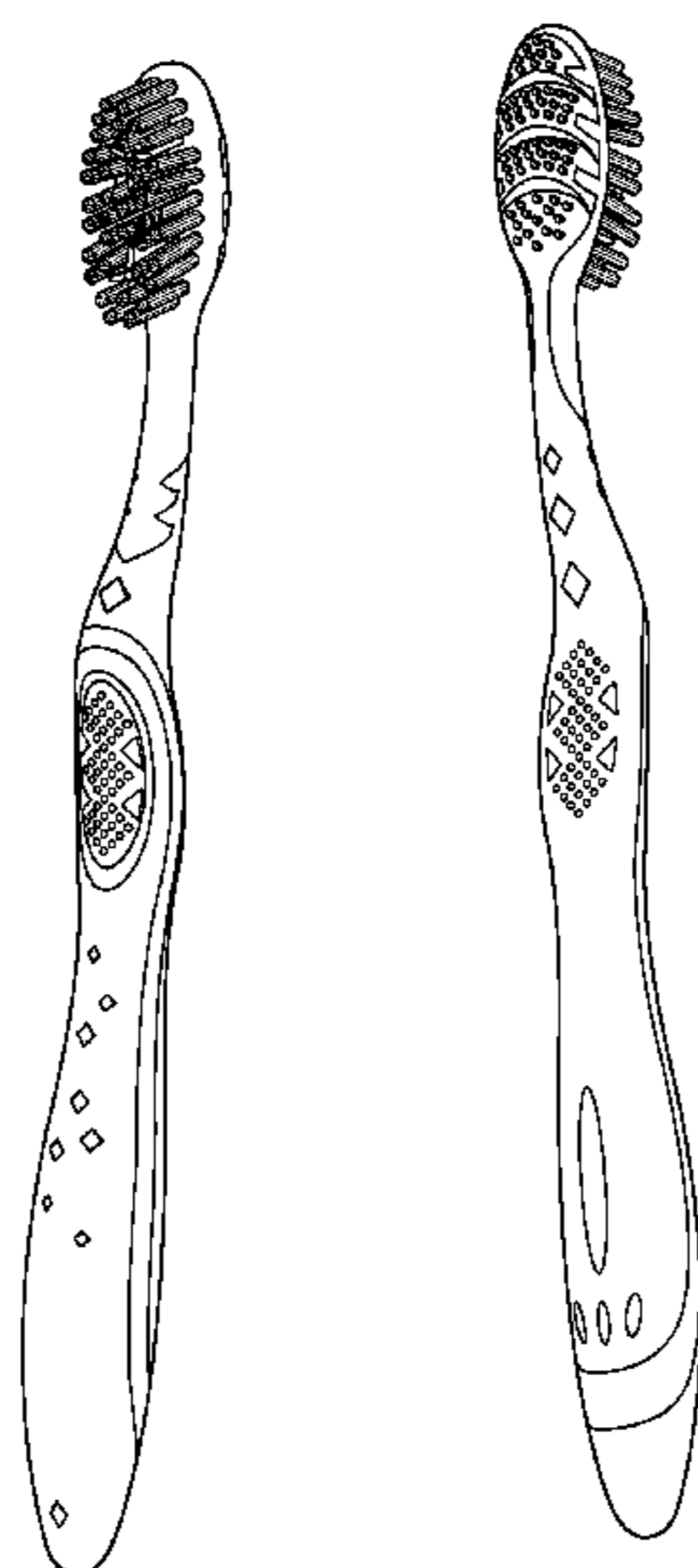
(57) **CLAIM**

The ornamental design for a toothbrush, as shown and described.

DESCRIPTION

FIG. 1 is a right front perspective view of a toothbrush according to the new design;
FIG. 2 is a left front perspective view thereof;
FIG. 3 is a right rear perspective view thereof;
FIG. 4 is a left rear perspective view thereof;
FIG. 5 is a front view thereof;
FIG. 6 is a rear view thereof;
FIG. 7 is a left side view thereof;
FIG. 8 is a right side view thereof;
FIG. 9 is a top view thereof; and,
FIG. 10 is a bottom view thereof.

1 Claim, 5 Drawing Sheets



(56)

References Cited

U.S. PATENT DOCUMENTS

D466,303 S 12/2002 Saindon et al.
 D466,694 S 12/2002 Saindon et al.
 D469,958 S 2/2003 Saindon et al.
 D470,312 S 2/2003 Saindon et al.
 D471,362 S 3/2003 Moskovich et al.
 D478,424 S 8/2003 Saindon et al.
 D480,214 S 10/2003 Kling et al.
 D480,562 S 10/2003 Saindon et al.
 D485,989 S 2/2004 Winkler et al.
 D488,621 S 4/2004 Wong
 D490,982 S * 6/2004 Moskovich et al. D4/104
 D494,370 S 8/2004 Wong
 D498,926 S 11/2004 Wong
 D502,603 S 3/2005 Seifert et al.
 D506,873 S 7/2005 Kling
 D507,114 S 7/2005 Seifert et al.
 D526,789 S 8/2006 Wong
 D527,526 S 9/2006 Kling et al.
 D527,906 S 9/2006 Kling et al.
 D527,907 S 9/2006 Kling et al.
 D531,412 S 11/2006 Wong
 D531,414 S 11/2006 Wong
 D533,351 S 12/2006 Wong
 7,240,390 B2 7/2007 Pfenniger et al.
 D549,965 S 9/2007 Wong
 D557,014 S 12/2007 Wong
 D557,503 S 12/2007 Wong
 D559,546 S 1/2008 Wong
 D575,064 S 8/2008 Wong
 D582,162 S 12/2008 Moskovich
 D582,682 S 12/2008 Kling et al.
 D612,613 S 3/2010 Pusch et al.
 D614,868 S 5/2010 Goldman et al.
 D615,761 S 5/2010 Wong
 D628,389 S 12/2010 Ravindran et al.
 D628,808 S 12/2010 Xi et al.
 D632,484 S 2/2011 Jimenez et al.
 D651,407 S 1/2012 Jin et al.
 D657,568 S 4/2012 Jimenez et al.
 D658,886 S 5/2012 Jin et al.
 2008/0201884 A1 8/2008 Vazquez et al.

CN 3348940 1/2004
 CN 3405066 11/2004
 CN 3453100 6/2005
 CN 300697133 10/2007
 CN 300840015 10/2008
 CN 300895204 3/2009
 CN 300962292 7/2009
 CN 301000158 9/2009
 CN 301063679 11/2009
 CN 301249298 6/2010
 DE 40502078-0001 S 10/2005
 DE 40603004-0006 S 10/2006
 EM 000065677-0001 1/2004
 EM 000079975-0001 2/2004
 EM 000139423-0001 6/2004
 EM 000139423-0002 6/2004
 EM 000139423-0003 6/2004
 EM 000174701-0001 7/2004
 EM 000206065-0010 7/2004
 EM 000206065-0009 10/2004
 EM 000206065-0010 10/2004
 EM 000255559-0011 2/2005
 EM 000458443-0002 2/2006
 EM 000508023-0002 10/2006
 EM 000508023-0006 10/2006
 EM 000508023-0009 10/2006
 EM 000605480-0002 11/2006
 EM 000624093-0005 1/2007
 EM 000624093-0022 1/2007
 EM 000749445-0004 6/2007
 EM 001091284-0010 5/2009
 EM 001091284-0012 5/2009
 EM 001751207-0001 10/2010
 GB D2053386 2/1997
 GB D2062120 3/1997
 GB D3023615 2/2006
 GB D4008227 8/2008
 GB D4016552 8/2010
 HK 1101802.5-M001 11/2011
 HK 1101802.5-M002 11/2011
 HK 1101802.5-M003 11/2011
 HK 1101804.9-M001 11/2011
 HK 1101804.9-M002 11/2011
 KR 30-0410736 S * 4/2006
 KR 30-0410737 S * 4/2006
 RU 57551 S 9/2005
 TW D127550 S 3/2009

FOREIGN PATENT DOCUMENTS

AU 339619 11/2011
 AU 339620 11/2011

* cited by examiner

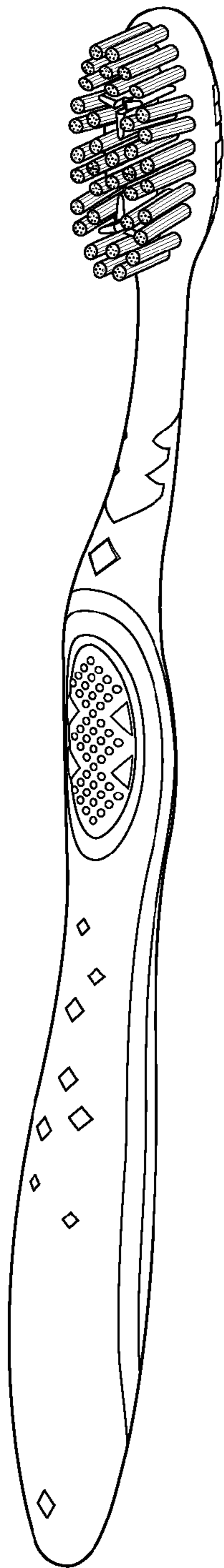


FIG. 1

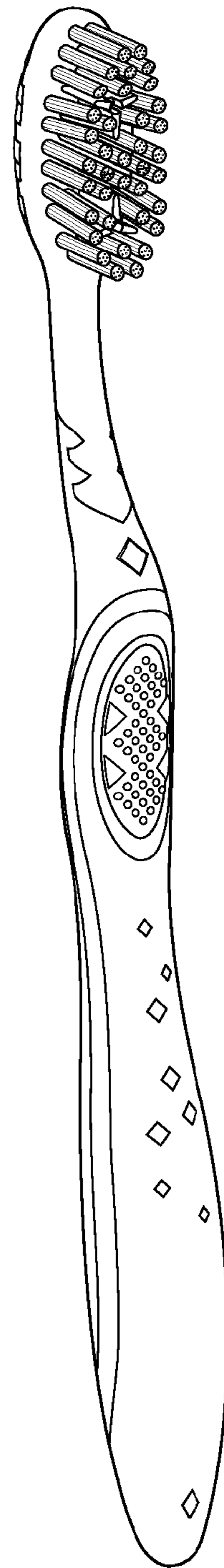


FIG. 2

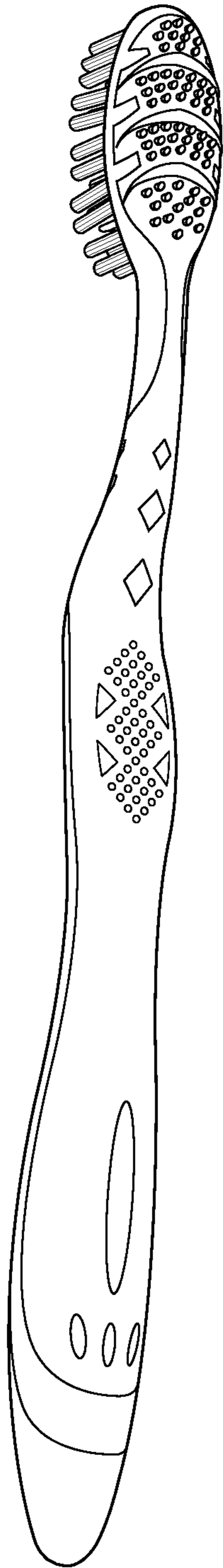


FIG. 3

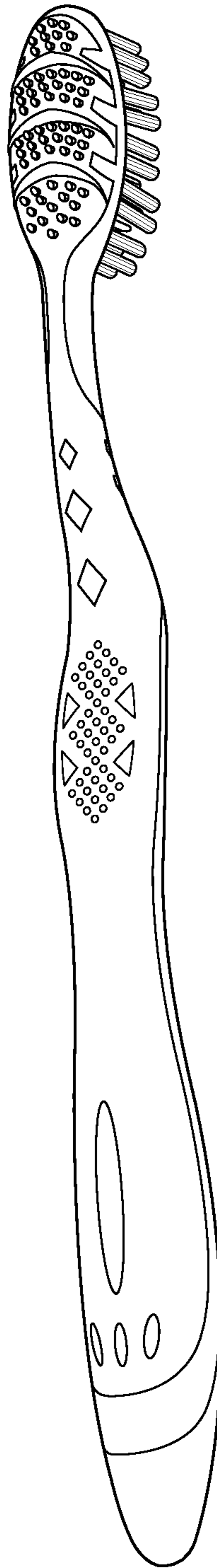


FIG. 4

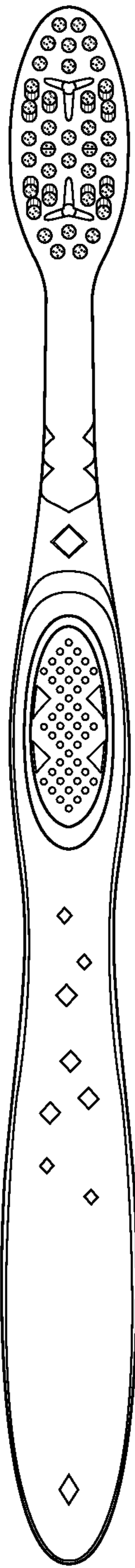


FIG. 5

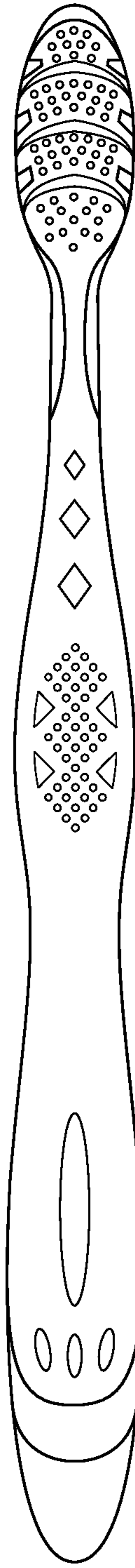


FIG. 6

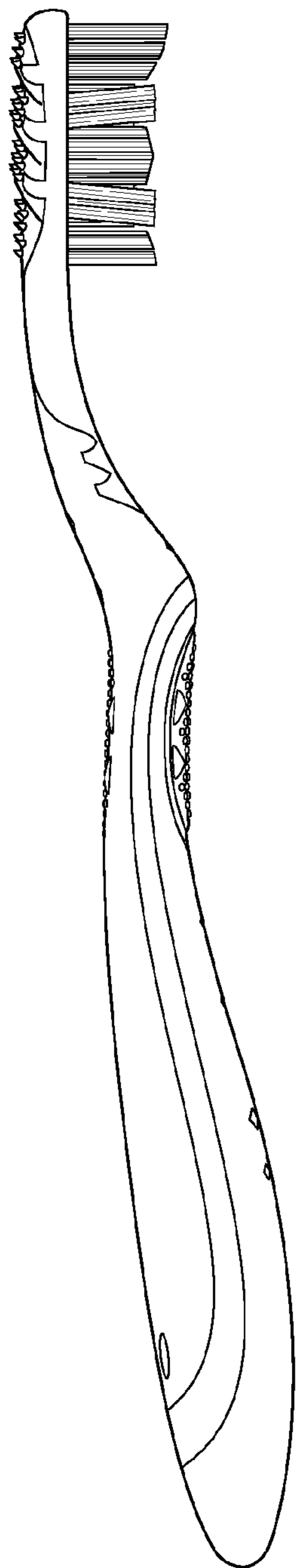


FIG. 7

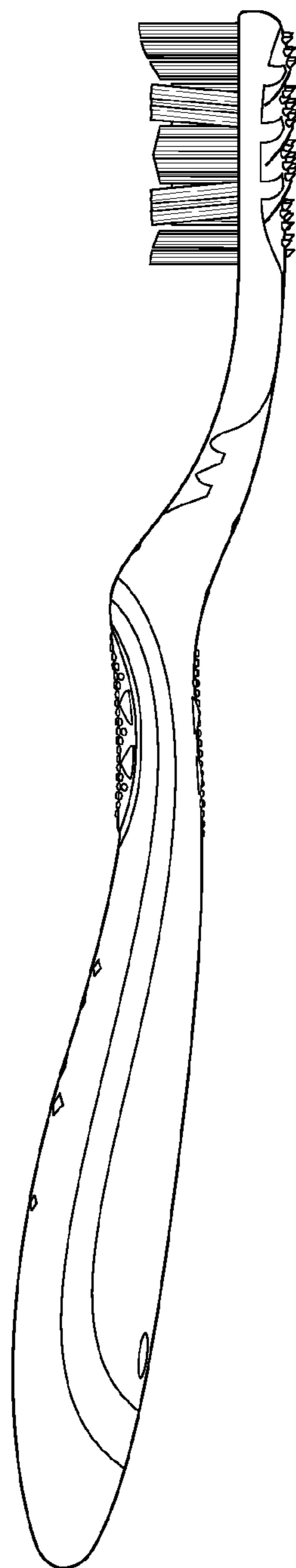


FIG. 8

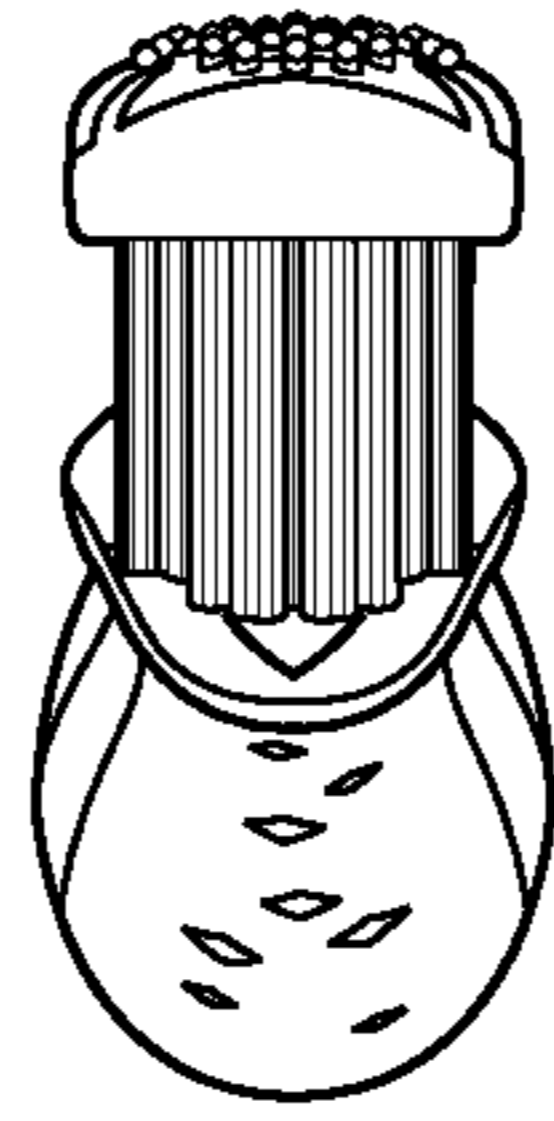


FIG. 9

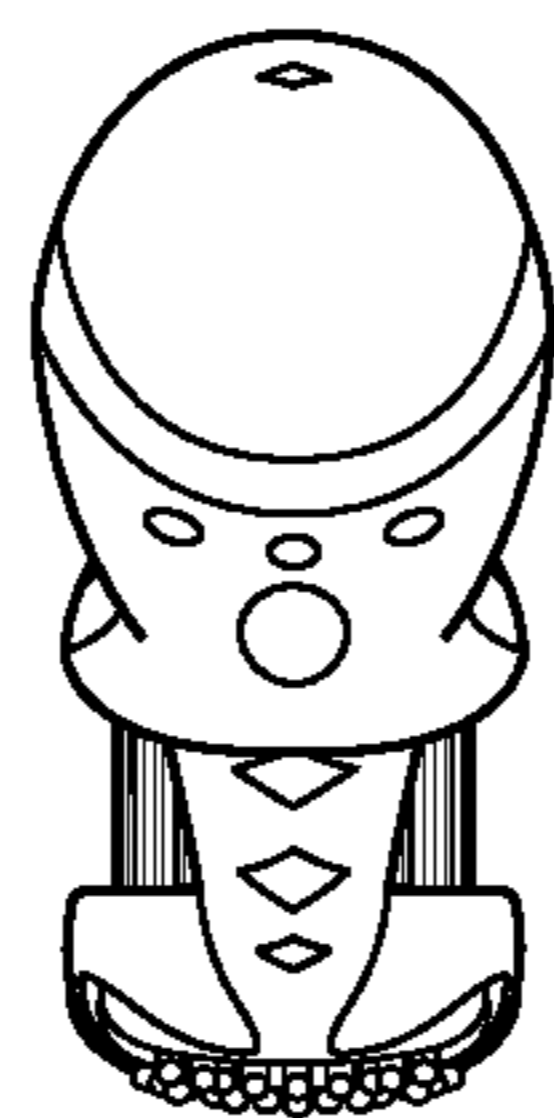


FIG. 10