



US00D710110S

(12) **United States Design Patent**
Miller

(10) **Patent No.:** **US D710,110 S**

(45) **Date of Patent:** **** Aug. 5, 2014**

(54) **COMBINED TOOTHBRUSH AND CASE**

(71) Applicant: **Jeffrey G. Miller**, Eden Prairie, MN
(US)

(72) Inventor: **Jeffrey G. Miller**, Eden Prairie, MN
(US)

(73) Assignee: **Jeffrey G. Miller**, Eden Prairie, MN
(US)

(**) Term: **14 Years**

(21) Appl. No.: **29/432,522**

(22) Filed: **Sep. 17, 2012**

(51) **LOC (10) Cl.** **04-02**

(52) **U.S. Cl.**
USPC **D4/108**

(58) **Field of Classification Search**

CPC A46B 11/0017; A46B 11/002; A46B
11/0024; A46B 11/0051; A46B 11/0089;
A46B 17/04; A45D 44/18; A61C 17/16;
A61C 17/22; A61C 17/227
USPC D4/101, 104, 108, 114, 116, 121, 199;
132/308-311; 15/167.1, 184; D3/205;
206/361, 362.2, 368

See application file for complete search history.

(56) **References Cited**

U.S. PATENT DOCUMENTS

D345,466 S * 3/1994 Brouse D4/108
5,918,995 A * 7/1999 Puurunen 401/146

FOREIGN PATENT DOCUMENTS

CN 301516789 S * 4/2011
CN 202436446 U * 9/2012
JP 1452967 S * 10/2012
JP 1454675 S * 11/2012
KR 135351 S * 2/1993
KR 30-0619498 S * 11/2011

* cited by examiner

Primary Examiner — Melanie H Tung
Assistant Examiner — Lavone D Tabor

(57) **CLAIM**

The ornamental design for a combined toothbrush and case,
as shown and described.

DESCRIPTION

FIG. 1 is a perspective view of the combined toothbrush and
case showing the design.

FIG. 2 is a front view thereof.


FIG. 3 is a side view thereof.

FIG. 4 is a back view thereof.

FIG. 5 is a top view thereof; and,

FIG. 6 is a bottom view thereof.

1 Claim, 3 Drawing Sheets



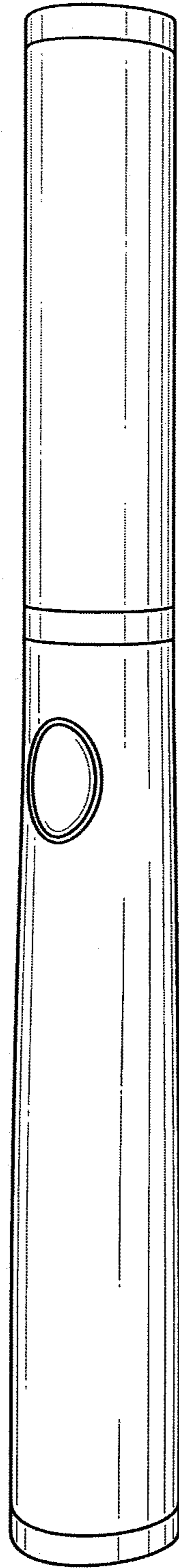


Fig. 1

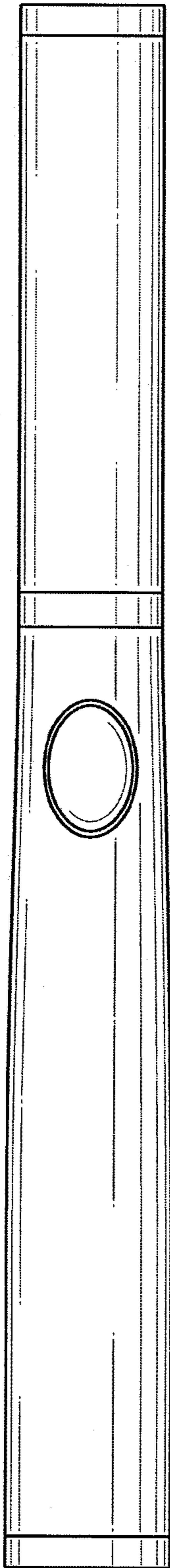


Fig. 2

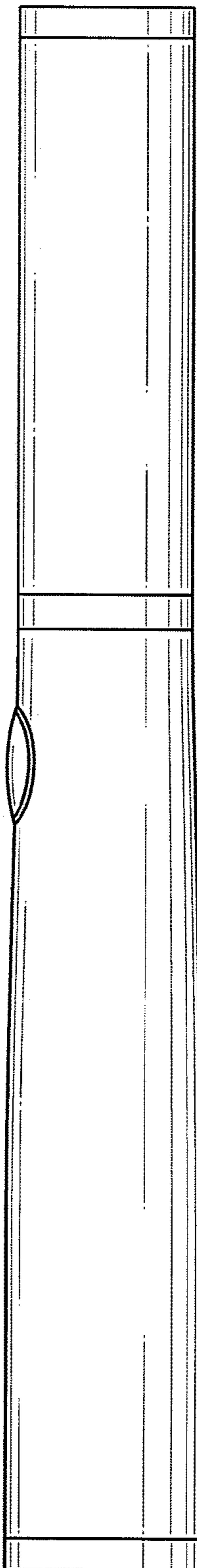


Fig. 3




Fig. 4

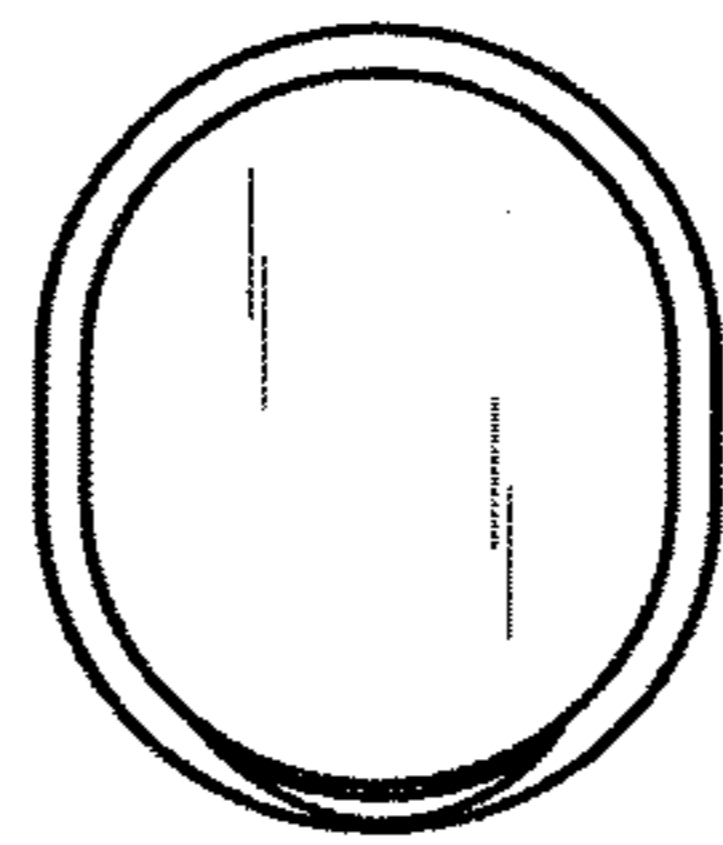


Fig. 5

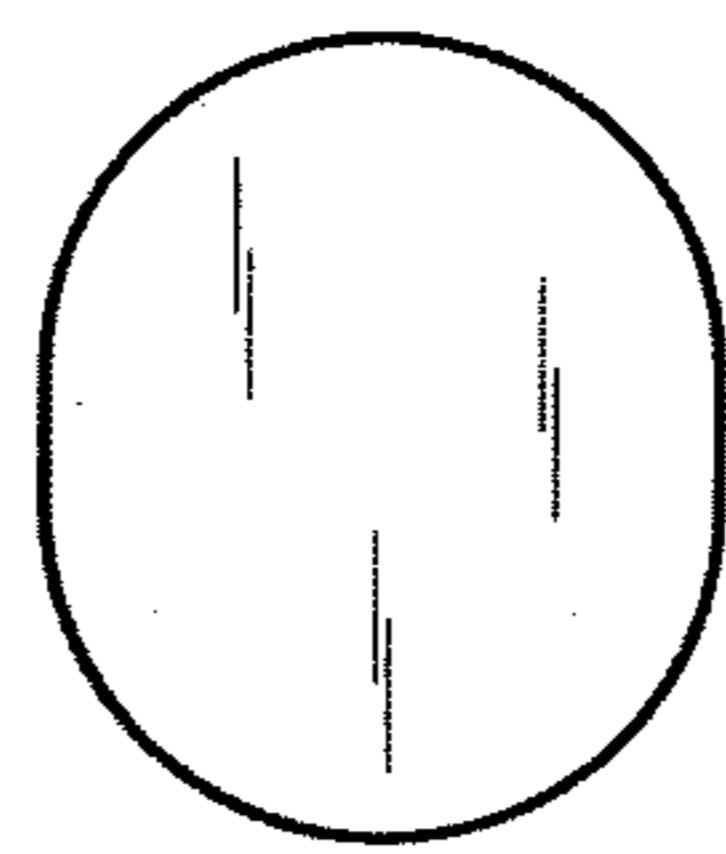


Fig. 6