



US00D710080S

(12) **United States Design Patent**
Faux et al.

(10) **Patent No.:** **US D710,080 S**

(45) **Date of Patent:** **** Aug. 5, 2014**

(54) **SUPPORT FOR A CAVOVARUS FOOT**

(71) Applicant: **Footmind, Inc.**, Alpine, UT (US)

(72) Inventors: **J. Robert Faux**, Provo, UT (US); **Greg R. Thorpe**, Springville, UT (US)

(73) Assignee: **Footmind, Inc.**, Alpine, UT (US)

(**) Term: **14 Years**

(21) Appl. No.: **29/435,604**

(22) Filed: **Oct. 25, 2012**

(51) **LOC (10) Cl.** **02-04**

(52) **U.S. Cl.**
USPC **D2/961**

(58) **Field of Classification Search**
USPC D2/896, 946, 947, 950, 961, 968;
36/83, 88, 89, 91, 92, 93, 12, 14, 25 R,
36/28, 29, 30 R, 30 A, 32 R, 43, 44, 69, 71
See application file for complete search history.

(56) **References Cited**

U.S. PATENT DOCUMENTS

D351,719 S *	10/1994	Piotrowicz	D2/961
D432,769 S *	10/2000	Yung et al.	D2/961
D474,589 S *	5/2003	Dykes	D2/961
D517,291 S *	3/2006	Vasyli	D2/961
D532,586 S *	11/2006	Birkenstock	D2/961
D533,336 S *	12/2006	Walker	D2/961
D545,532 S *	7/2007	Sawtelle et al.	D2/947
D556,990 S *	12/2007	Cabados	D2/961
D578,284 S *	10/2008	Elliott et al.	D2/961

D582,641 S *	12/2008	Kielt et al.	D2/961
D587,888 S *	3/2009	Neate	D2/947
D588,348 S *	3/2009	Elliott et al.	D2/961
D615,742 S *	5/2010	Vasyli	D2/961
D618,896 S *	7/2010	Elliott et al.	D2/961
D632,468 S *	2/2011	Meador et al.	D2/961
D664,755 S *	8/2012	Gavrieli et al.	D2/962
D675,413 S *	2/2013	van Haasteren	D2/961
D679,080 S *	4/2013	van Haasteren	D2/961
2006/0026866 A1 *	2/2006	Avent et al.	36/44
2007/0289163 A1 *	12/2007	Weiss	36/44

* cited by examiner

Primary Examiner — Elizabeth J Oswecki

(74) *Attorney, Agent, or Firm* — Durham Jones & Pinegar Intellectual Property Law Group

(57) **CLAIM**

The ornamental design for a support for a cavovarus foot, as shown and described.

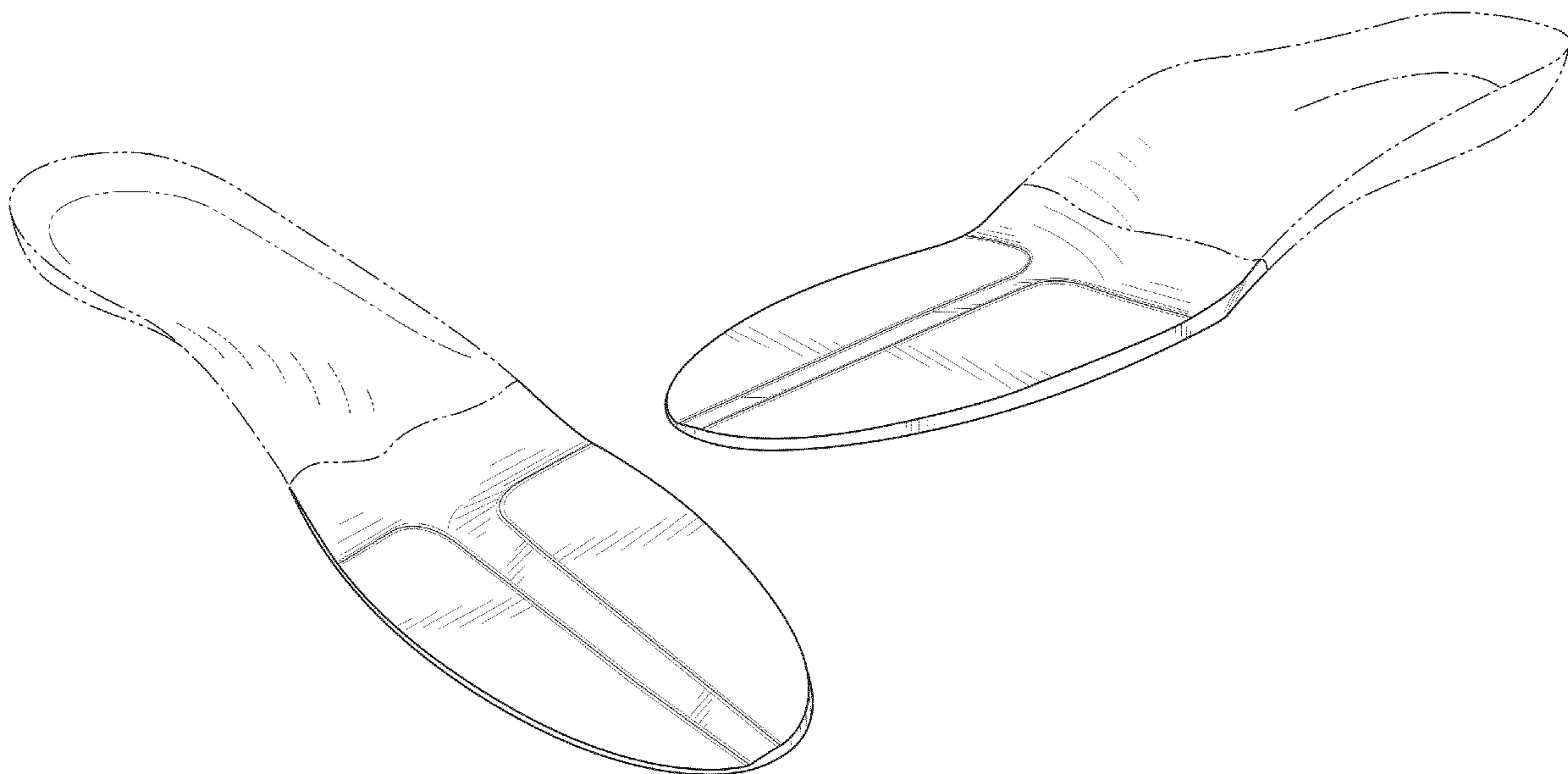
DESCRIPTION

FIG. 1 is a front side perspective view of a support for a cavovarus foot showing our new design; FIG. 2 is another front side perspective view thereof; FIG. 3 is a top view thereof; FIG. 4 is a front view thereof; FIG. 5 is a first side view thereof; FIG. 6 is a second side view thereof; and, FIG. 7 is a bottom view thereof.

Dash-dot-dot-dash lines are used in the drawings to illustrated environment. The features illustrated in dash-dot-dot-dash lines form no part of the claimed design.

All surfaces not shown form no part of the claimed design.

1 Claim, 2 Drawing Sheets



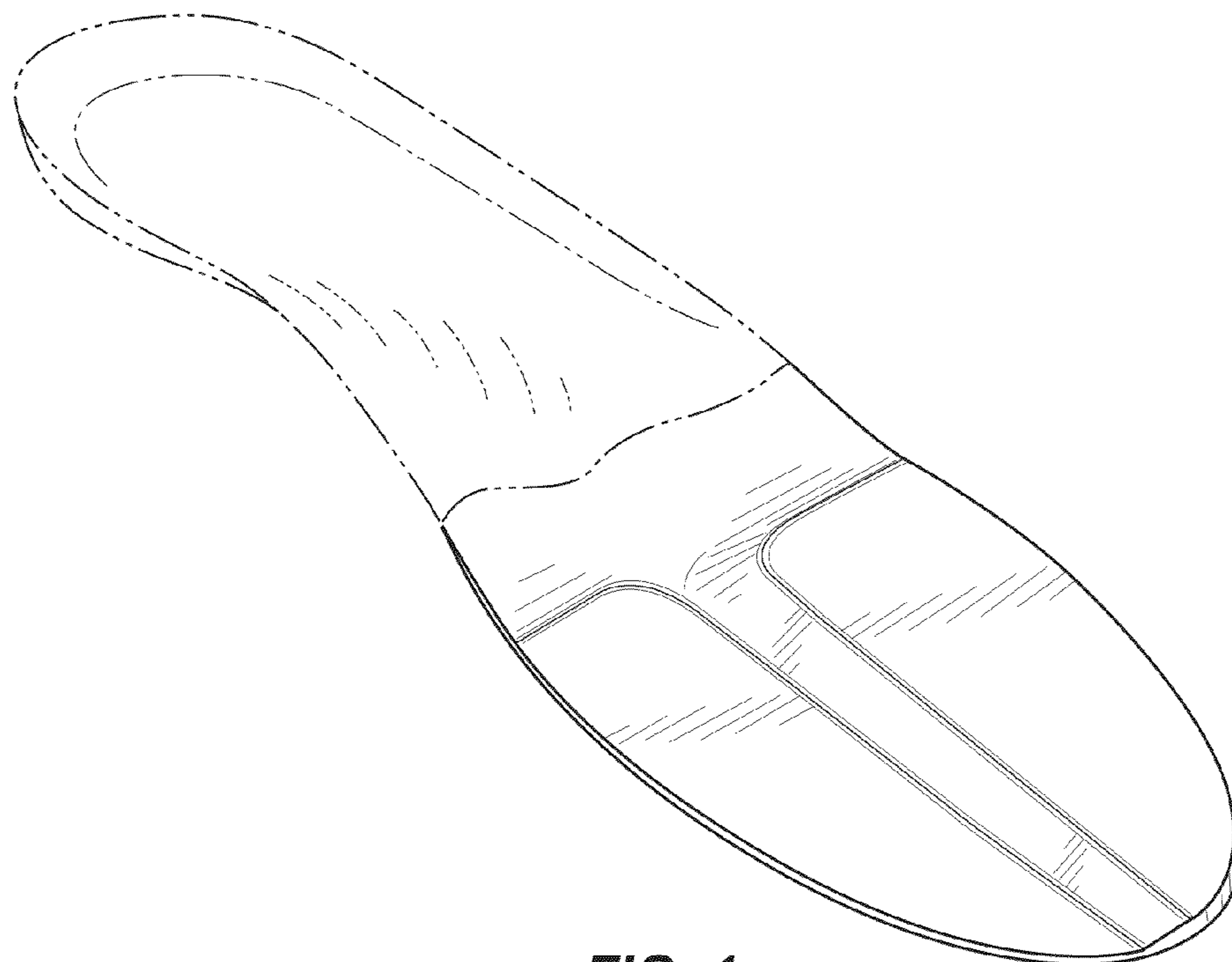


FIG. 1

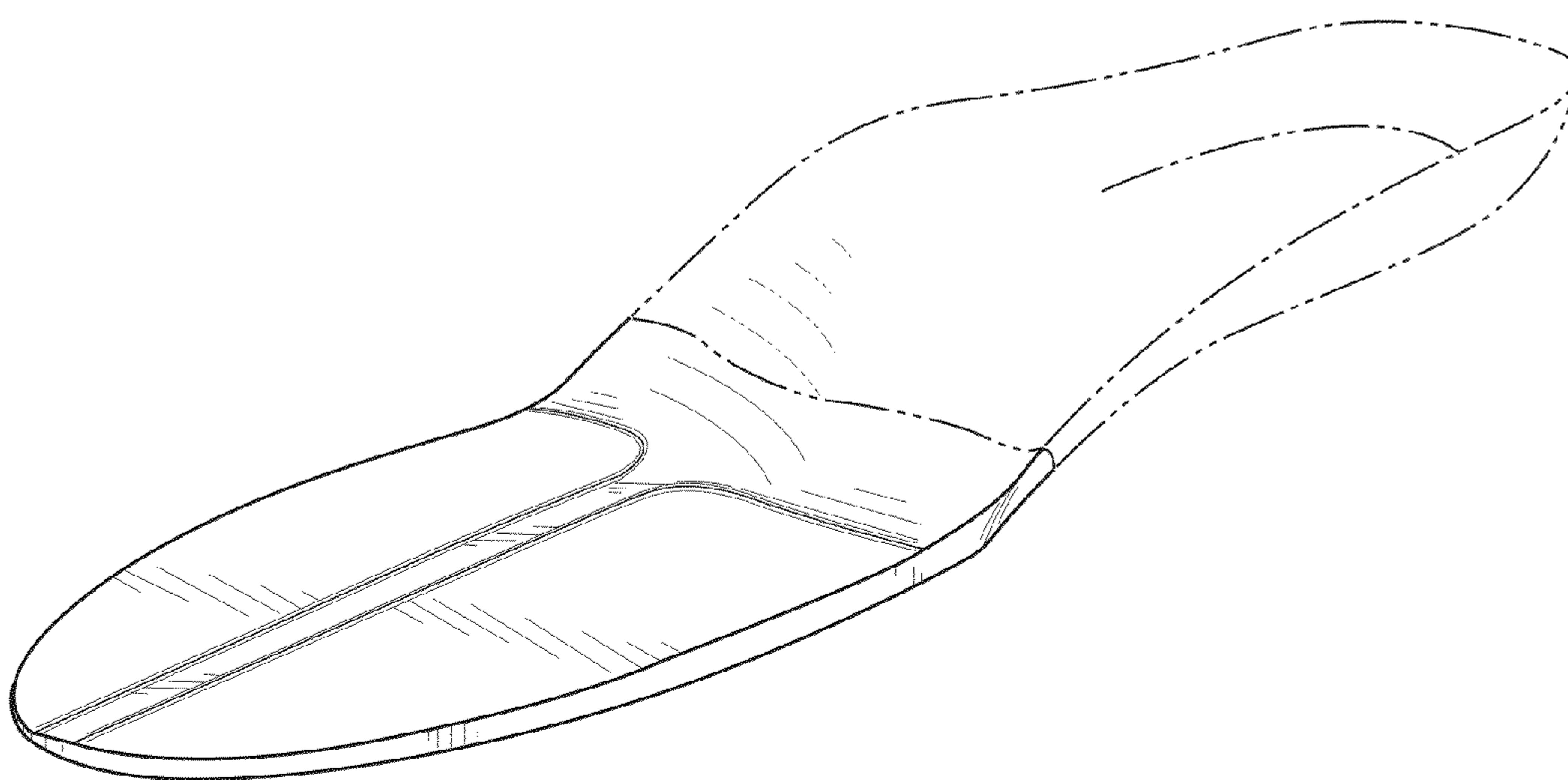


FIG. 2

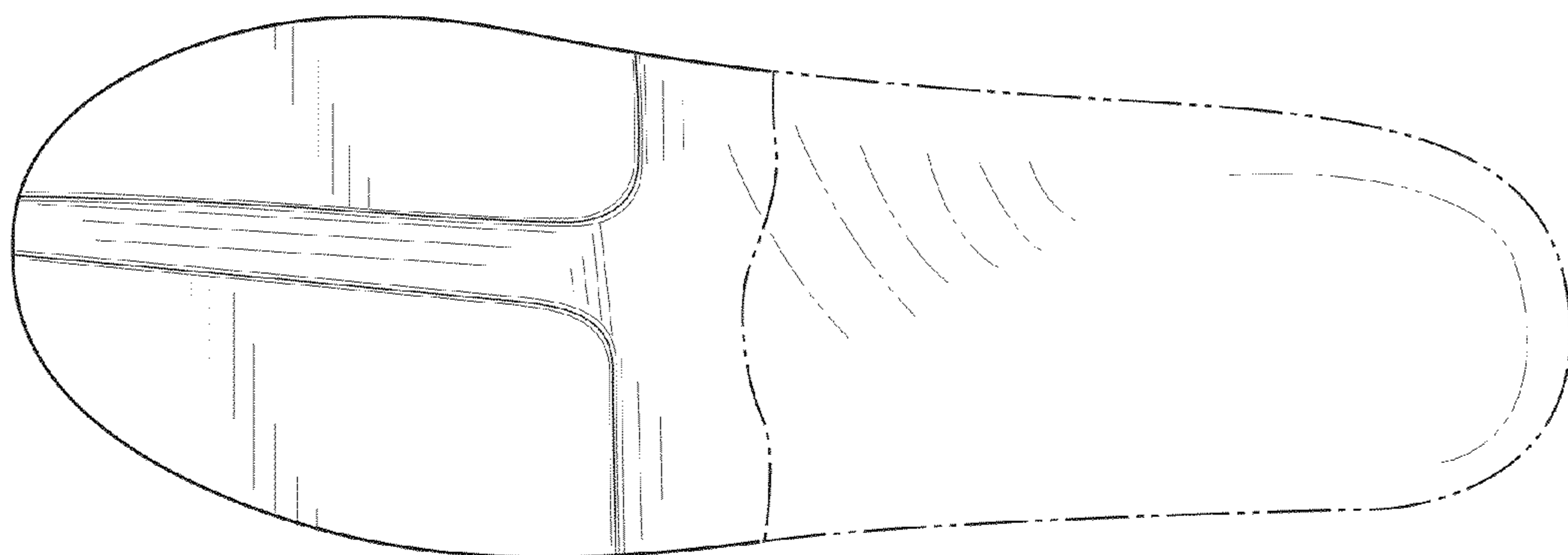


FIG. 3



FIG. 4



FIG. 5



FIG. 6

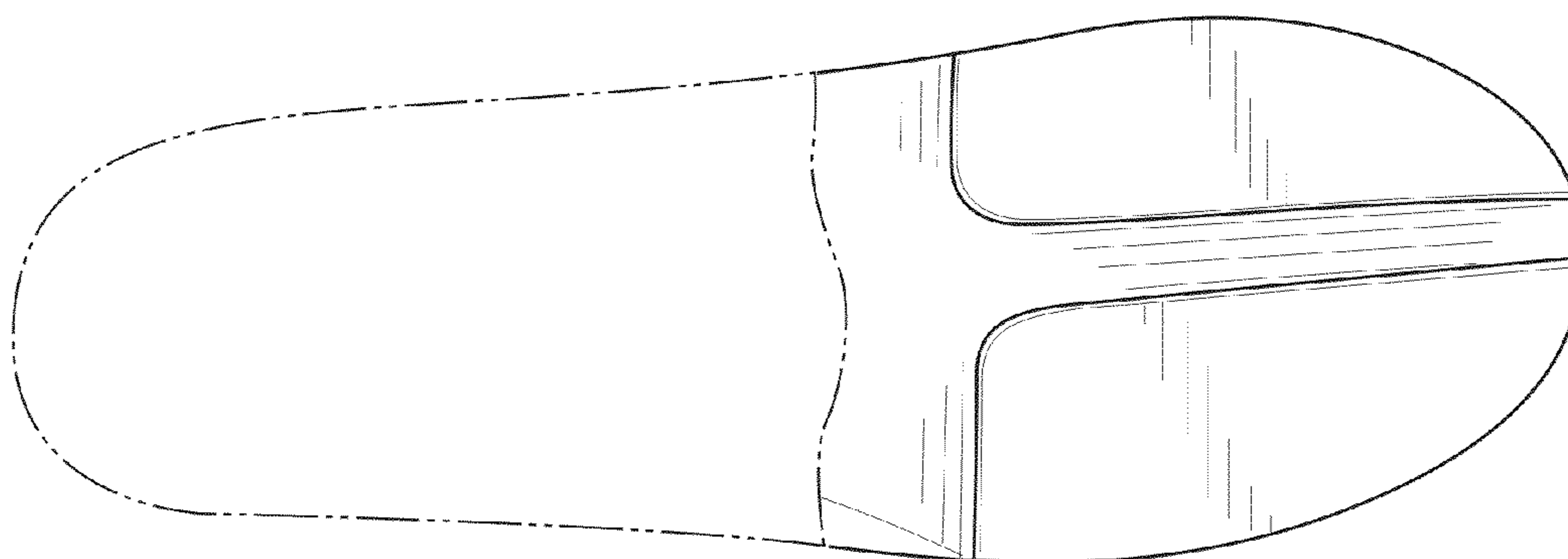


FIG. 7