

US00D710065S

(12) **United States Design Patent**
Rashkovan et al.

(10) **Patent No.:** **US D710,065 S**
(45) **Date of Patent:** **** Jul. 29, 2014**

(54) **AUTO-ATTENDANT SELF-SERVICE
TERMINAL**

(71) Applicant: **Filuet Cyprus Ltd.**, Limassol (CY)

(72) Inventors: **Alex Rashkovan**, Tel-Aviv (IL); **Marios Iacovou**, Limassol (CY); **Yury Mikhaylov**, Moscow (RU)

(73) Assignee: **Filuet Cyprus Ltd.**, Limassol (CY)

(**) Term: **14 Years**

(21) Appl. No.: **29/452,186**

(22) Filed: **Apr. 12, 2013**

(51) **LOC (10) Cl.** **99-00**

(52) **U.S. Cl.**
USPC **D99/43**

(58) **Field of Classification Search**
USPC D99/28, 34, 35, 36, 43, 99; D14/300,
D14/302, 303, 900, 901, 902; D18/3.1, 3.2,
D18/3.3, 4.4, 4.5, 4.6, 12, 12.1, 12.3;
206/0.8, 0.81, 0.815, 0.82, 0.83, 0.84;
101/66; 109/1 R, 1 V, 2, 23, 24.1, 25,
109/58, 58.5, 66; 446/8-13; 705/16, 17, 18,
705/42, 43, 44, 45

See application file for complete search history.

(56) **References Cited**

U.S. PATENT DOCUMENTS

D293,151 S * 12/1987 Prinzhorn D99/28
D304,642 S * 11/1989 Kakiuchi et al. D99/28
D388,229 S * 12/1997 Couch D99/28
D405,833 S * 2/1999 Mussett D20/1

6,000,806 A * 12/1999 Dallman 362/85
D421,826 S * 3/2000 Dallman D99/43
D423,181 S * 4/2000 Dallman D99/28
D446,377 S * 8/2001 Dallman D99/28
D456,587 S * 4/2002 Kit et al. D99/28
6,527,172 B1 * 3/2003 Lewis et al. 235/379
D492,080 S * 6/2004 Magee et al. D99/28
D492,081 S * 6/2004 Magee et al. D99/28
D530,880 S * 10/2006 Magee et al. D99/28
7,533,802 B1 * 5/2009 McGinley et al. 235/379
D628,764 S * 12/2010 Bleck et al. D99/28
D631,634 S * 1/2011 Bleck et al. D99/28
D645,223 S * 9/2011 Bleck et al. D99/28
D672,525 S * 12/2012 Lee et al. D99/28
D679,745 S * 4/2013 Helgesson et al. D18/4.4
D696,658 S * 12/2013 Winston et al. D14/307

* cited by examiner

Primary Examiner — Elizabeth J Oswecki

(74) *Attorney, Agent, or Firm* — Greenberg Traurig, LLP

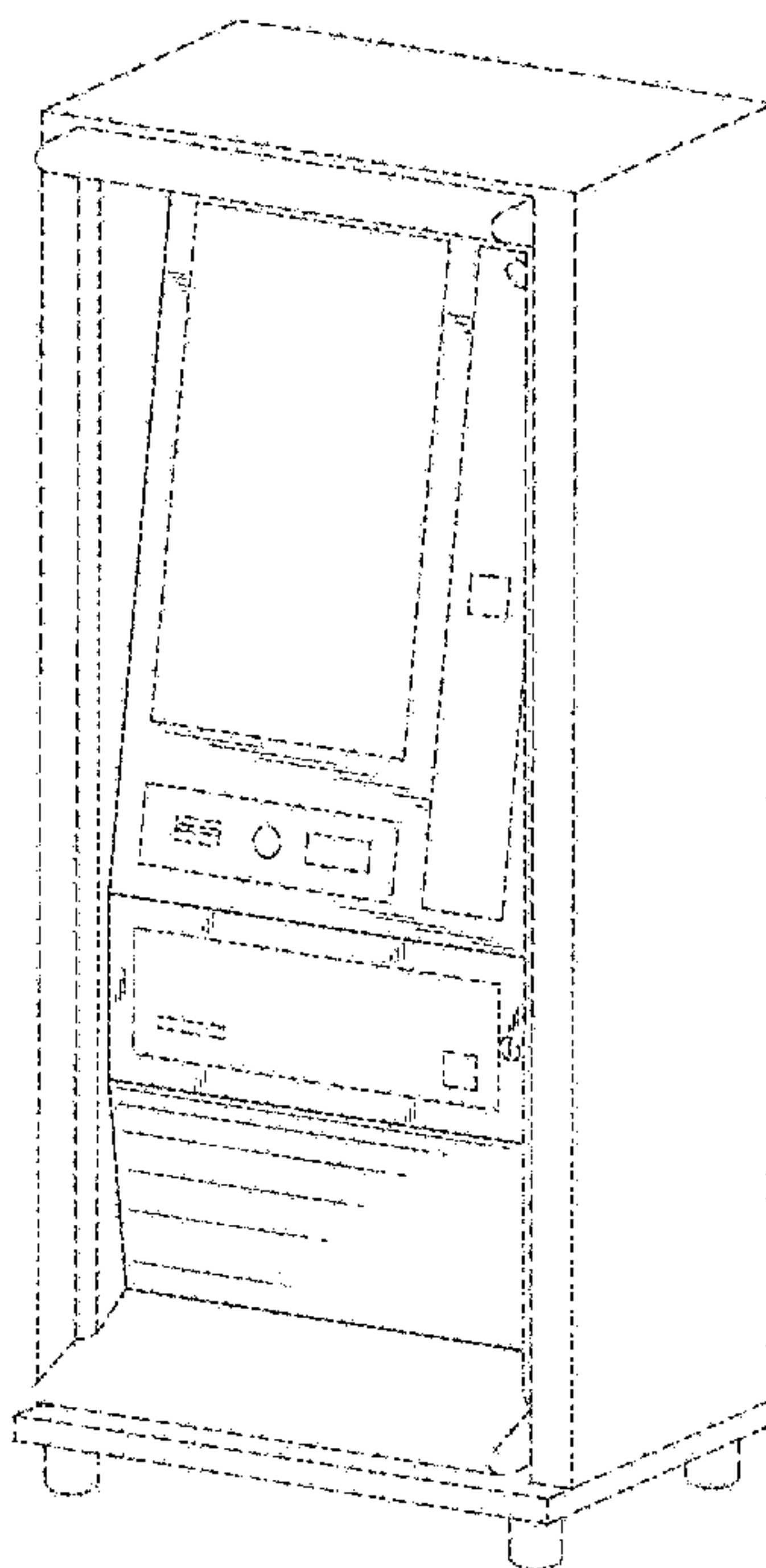
(57) **CLAIM**

The ornamental design for an auto-attendant self-service terminal, as shown and described.

DESCRIPTION

FIG. 1 is a perspective view of an auto-attendant self-service terminal showing our new design, with portions of the auto-attendant self-service terminal being shown in phantom as environmental structure; and, FIG. 2 is a front view thereof. Broken lines show environmental structure that forms no part of the claimed invention. The top, bottom, left side, right side, and rear views only show environmental structure and thus are not provided.

1 Claim, 2 Drawing Sheets



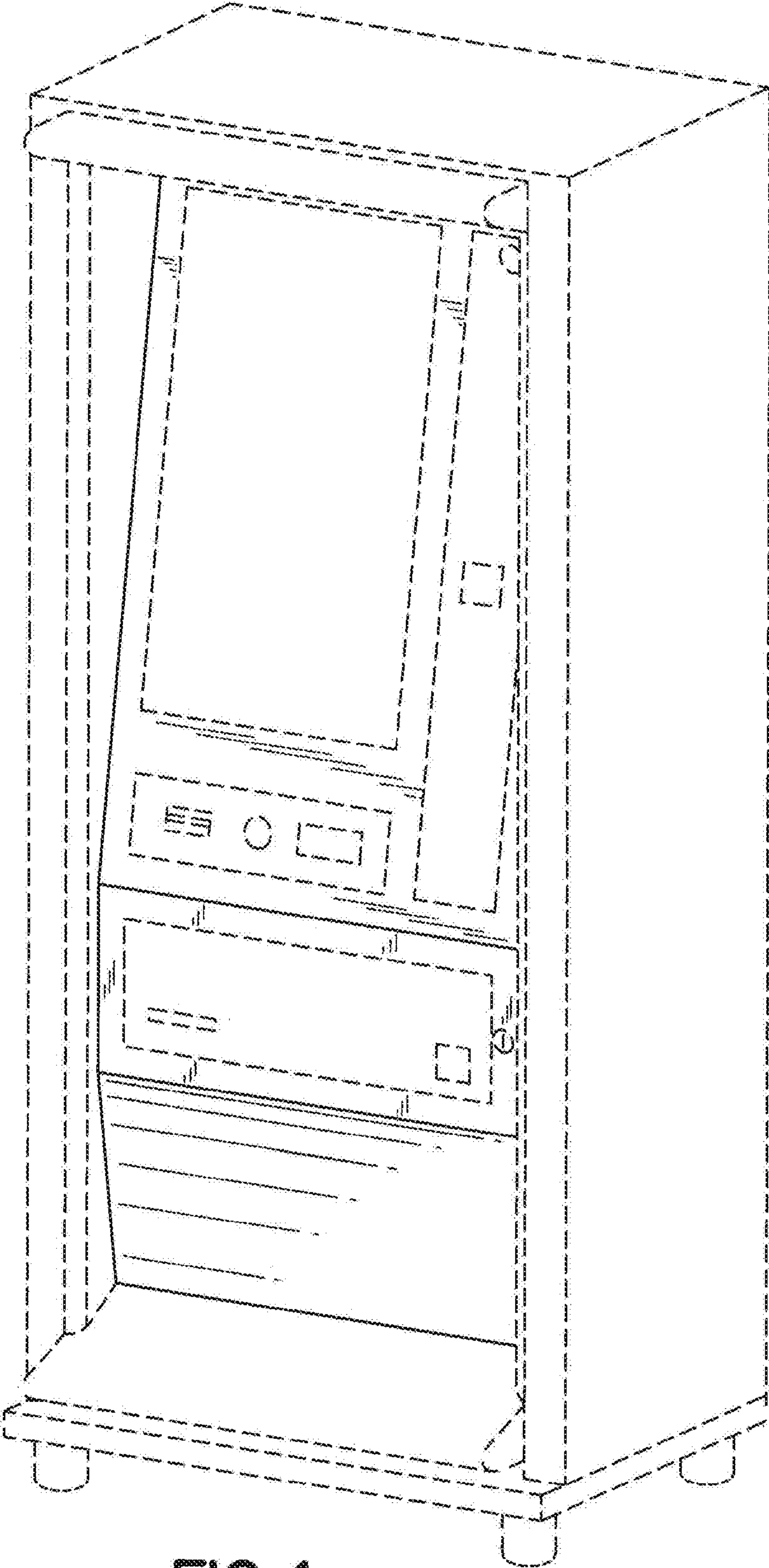


FIG. 1

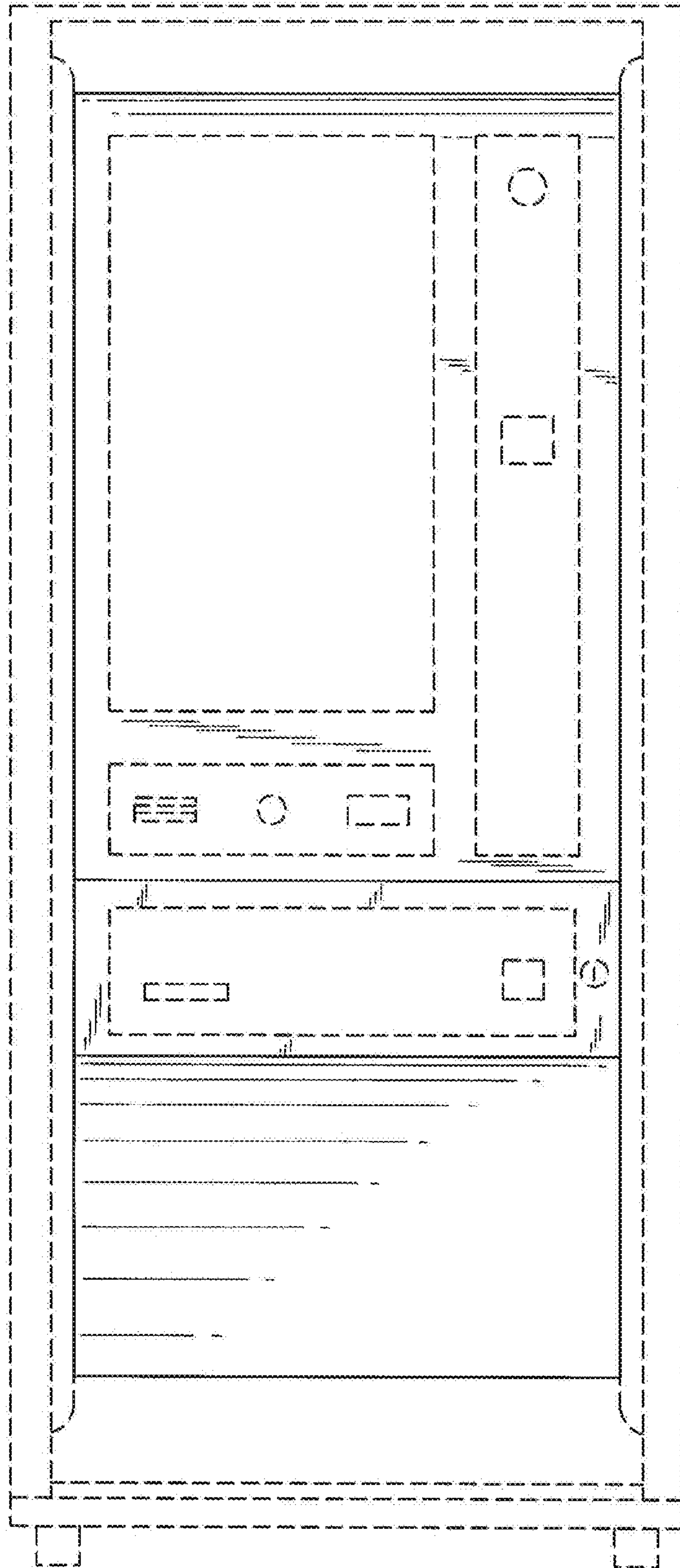


FIG.2