



US00D710028S

(12) **United States Design Patent**  
**Myles**

(10) **Patent No.:** **US D710,028 S**  
(45) **Date of Patent:** **\*\* Jul. 29, 2014**

- (54) **FAUX WINDOW ASSEMBLY**
- (71) Applicant: **Lacks Enterprises, Inc.**, Grand Rapids, MI (US)
- (72) Inventor: **Dennis Myles**, W. Bloomfield, MI (US)
- (73) Assignee: **Lacks Enterprises, Inc.**, Grand Rapids, MI (US)
- (\*\*) Term: **14 Years**
- (21) Appl. No.: **29/443,524**
- (22) Filed: **Jan. 18, 2013**

6,131,345 A 10/2000 Pelusio  
 6,148,896 A 11/2000 Pinto et al.  
 D435,667 S \* 12/2000 Fisher ..... D25/48.7

(Continued)

*Primary Examiner* — Doris Clark  
 (74) *Attorney, Agent, or Firm* — Price Heneveld LLP

(57) **CLAIM**

I claim the ornamental design for a faux window assembly, as shown and described.

**DESCRIPTION**

FIG. 1 is a perspective view showing a front, top and side of a first embodiment of the faux window assembly;  
 FIG. 2 is a front elevational view of the first embodiment of the faux window assembly;  
 FIG. 3 is a rear elevational view of the first embodiment of the faux window assembly;  
 FIG. 4 is an elevational view of a first side of the first embodiment of the faux window assembly, the opposite side being a mirror image thereof;  
 FIG. 5 is a top plan view of the first embodiment of the faux window assembly, the bottom plan view being a mirror image thereof;  
 FIG. 6 is a perspective view showing a front, top and side of a second embodiment of the faux window assembly;  
 FIG. 7 is a front elevational view of the second embodiment of the faux window assembly;  
 FIG. 8 is a rear elevational view of the second embodiment of the faux window assembly;  
 FIG. 9 is an elevational view of a first side of the second embodiment of the faux window assembly, the opposite side being a mirror image thereof; and,  
 FIG. 10 is a top plan view of the second embodiment of the faux window assembly, the bottom plan view being a mirror image thereof.  
 The dashed lines and broken lines are for purposes of illustrating environmental structure and form no part of the claimed design.

**Related U.S. Application Data**

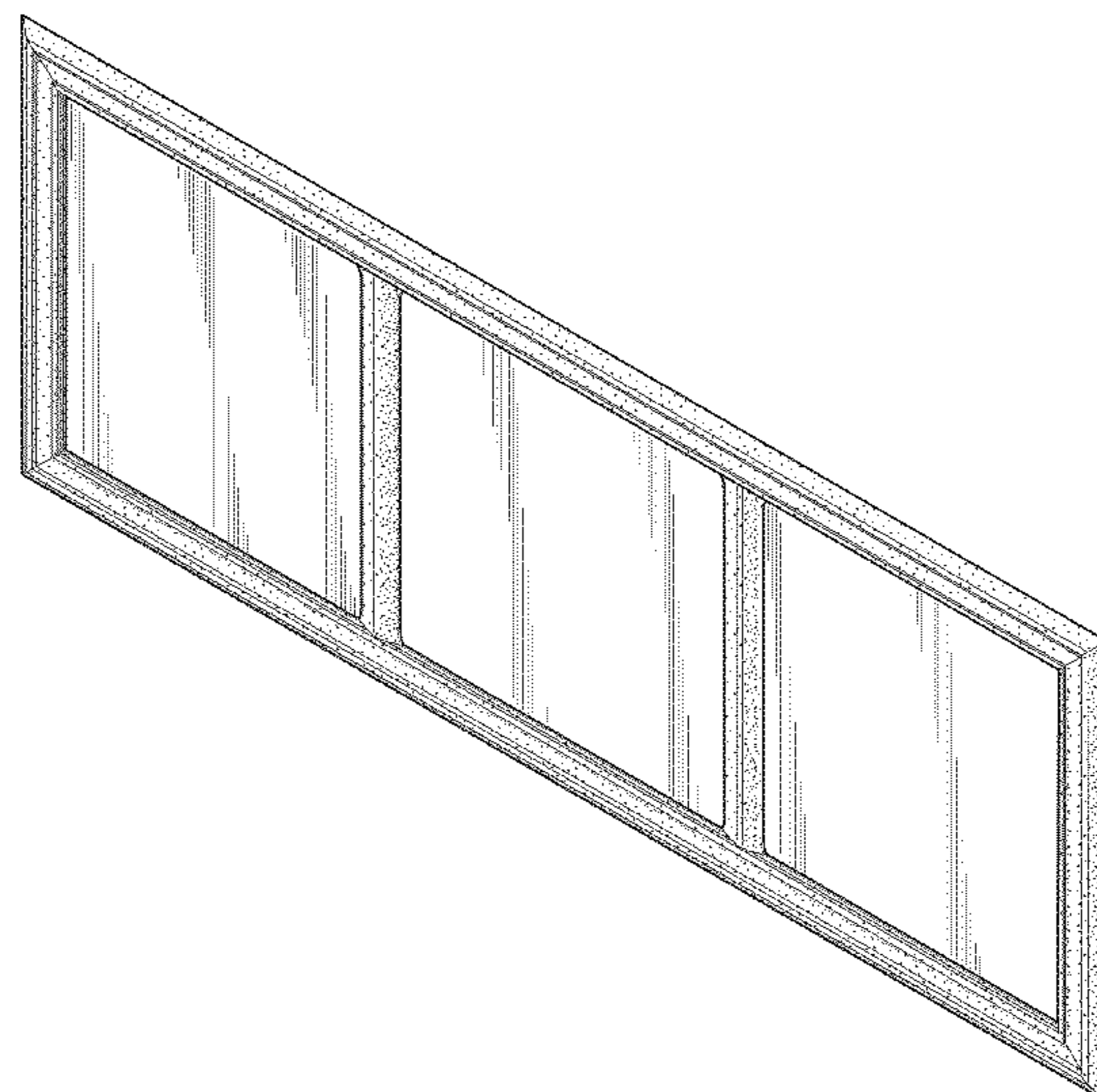
- (63) Continuation-in-part of application No. 29/437,902, filed on Nov. 21, 2012.
- (51) **LOC (10) Cl.** ..... **25-02**
- (52) **U.S. Cl.**  
USPC ..... **D25/48.7**; D20/29
- (58) **Field of Classification Search**  
CPC ..... A47G 1/0616; B44F 1/08; E06B 3/7001; E06B 3/485  
USPC ..... D20/29; D25/48.7; 40/427; 49/125, 49/126, 197; 160/201, 196.1  
See application file for complete search history.

**References Cited**

**U.S. PATENT DOCUMENTS**

- 2,042,077 A 5/1936 Stoneback
- 2,054,735 A \* 9/1936 Asquith ..... 49/197
- 2,221,005 A 11/1940 Reese
- 2,266,973 A 12/1941 Horton
- 2,572,764 A 10/1951 Rogers et al.
- 2,925,862 A 2/1960 Sundby
- 5,123,211 A 6/1992 Schlicht et al.
- 5,265,360 A \* 11/1993 Reiss et al. .... 40/427
- 5,497,588 A 3/1996 Martin et al.
- 5,598,667 A 2/1997 Dykes

**1 Claim, 6 Drawing Sheets**



(56)

**References Cited**

U.S. PATENT DOCUMENTS

6,269,597 B1 8/2001 Haas  
 D452,979 S 1/2002 Maher  
 6,446,695 B1 9/2002 Forsland  
 6,586,085 B1 7/2003 Jella  
 6,647,677 B1 11/2003 Berger, Jr.  
 6,763,638 B1 7/2004 Berger, Jr.  
 D497,676 S 10/2004 Barnard  
 D499,815 S 12/2004 Miller et al.  
 6,862,850 B2 3/2005 Berger, Jr.  
 6,948,547 B2 9/2005 Maher  
 7,107,736 B2 9/2006 Barnard  
 7,266,928 B1 9/2007 Stasiak, Jr.  
 7,383,872 B1 6/2008 Jella

D586,200 S 2/2009 Dewitt  
 2003/0110718 A1 6/2003 Boisvert  
 2005/0050824 A1 3/2005 Warner, III  
 2005/0055921 A1 3/2005 Vella  
 2005/0092447 A1 5/2005 Mock  
 2005/0194106 A1 9/2005 Scales  
 2006/0027342 A1 2/2006 Maher  
 2007/0022698 A1 2/2007 Forsland et al.  
 2007/0175602 A1 8/2007 Ni et al.  
 2008/0066399 A1 3/2008 Akdag et al.  
 2009/0025334 A1 1/2009 Aquilina et al.  
 2009/0107054 A1 4/2009 Waller  
 2009/0241422 A1 10/2009 Mock et al.  
 2009/0277109 A1 11/2009 Taylor et al.  
 2010/0269414 A1 10/2010 Horton

\* cited by examiner




Fig. 1

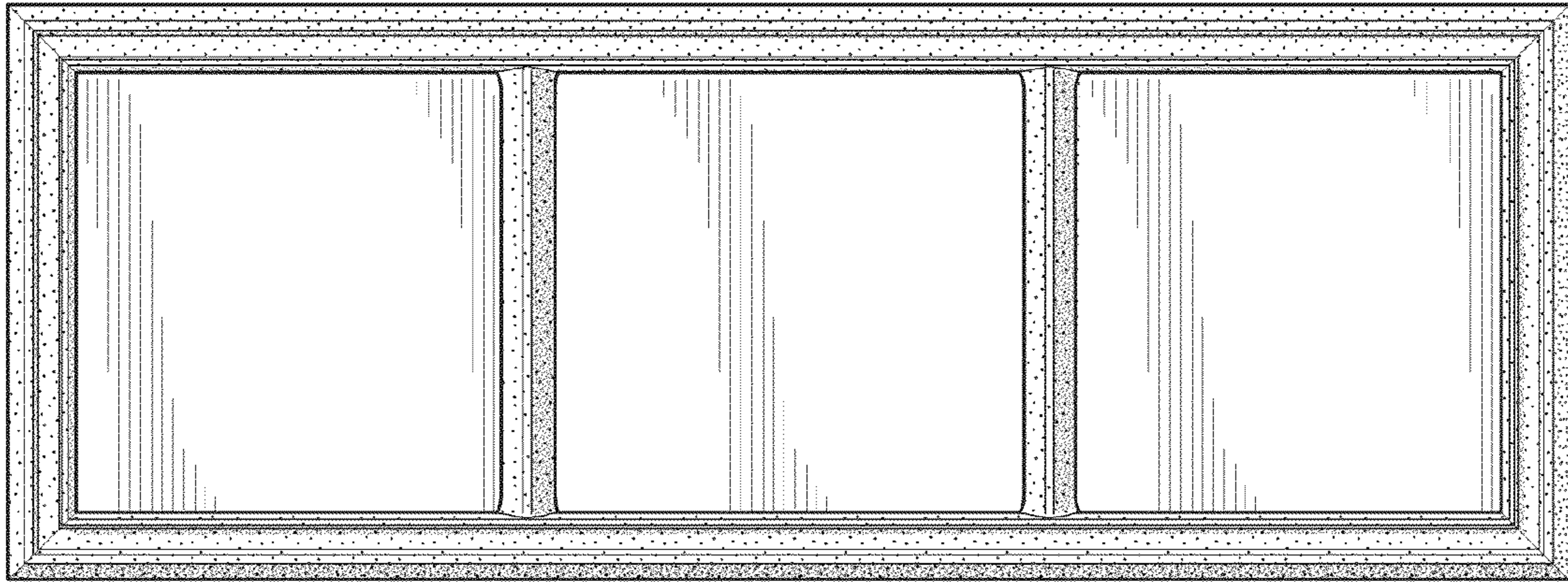


Fig. 2

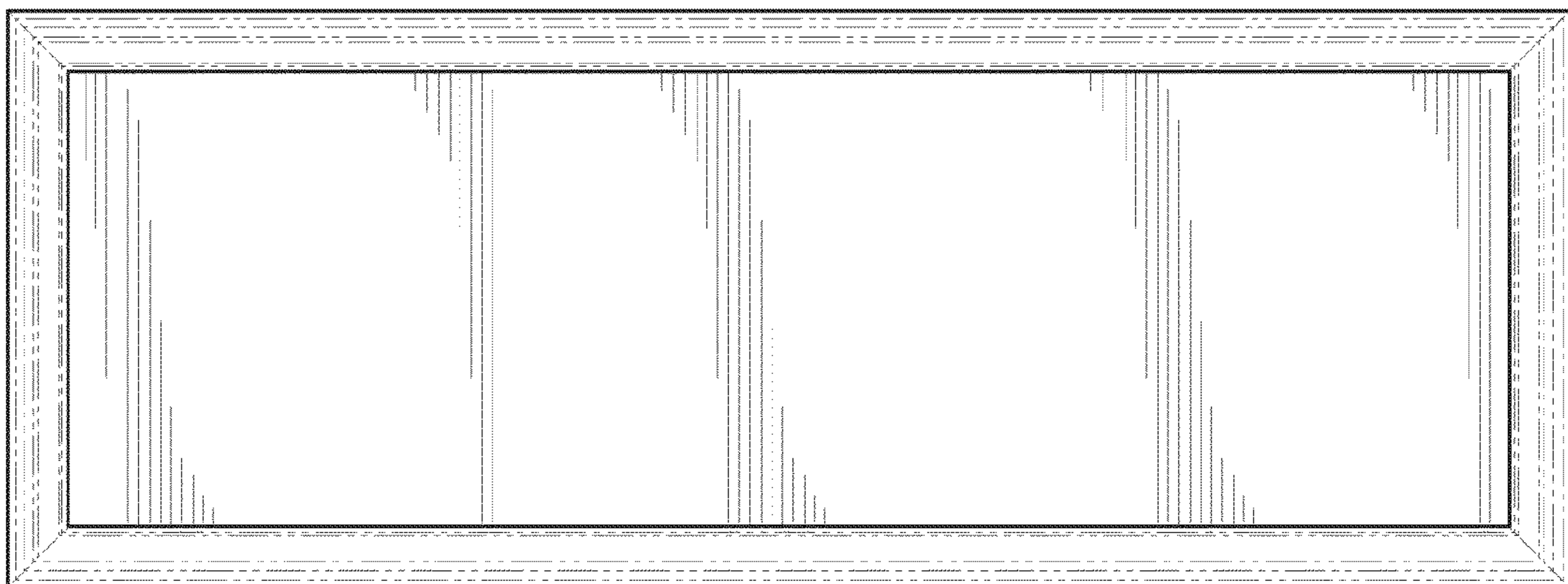


Fig. 3



Fig. 4




Fig. 5

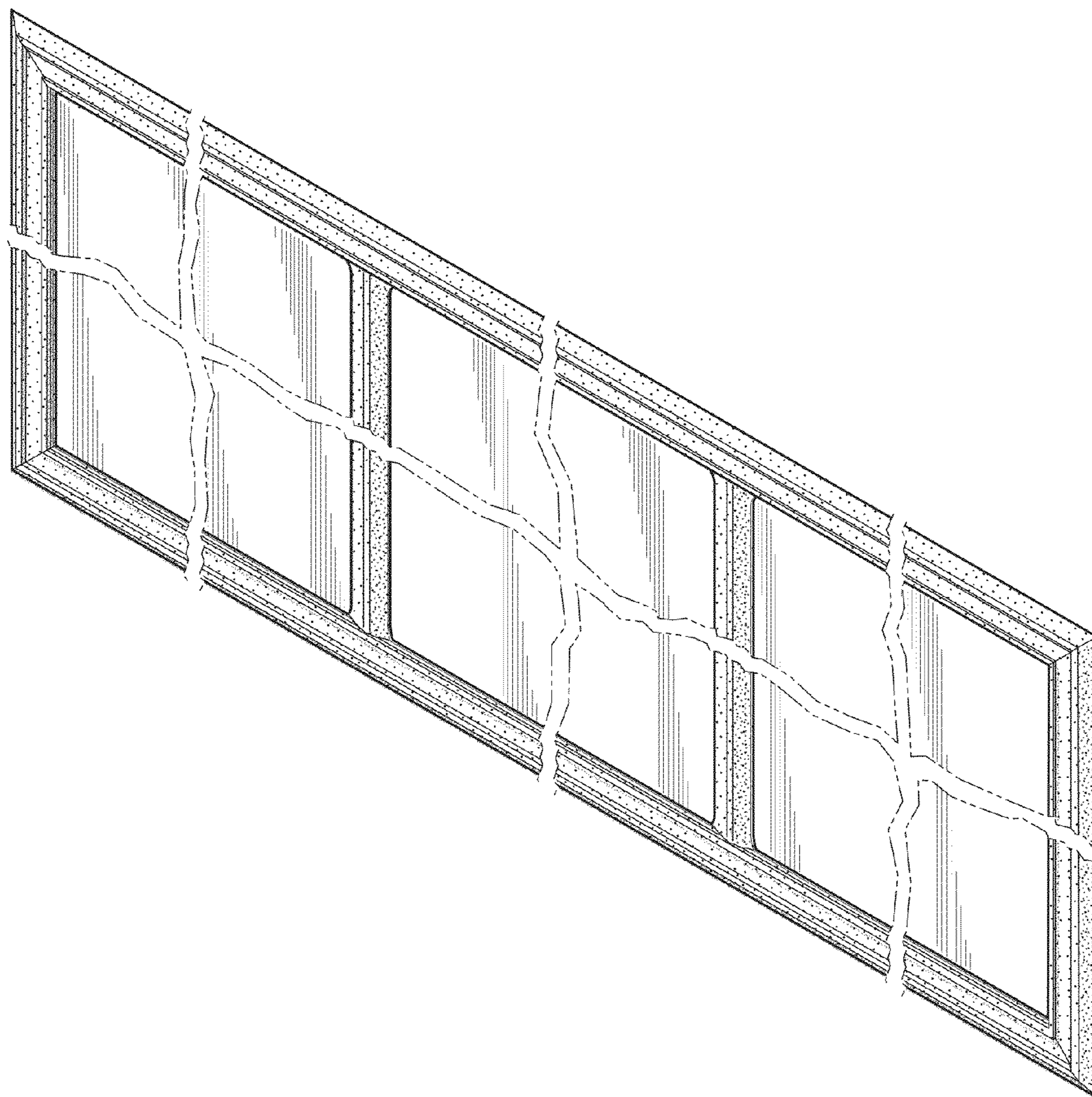


Fig. 6

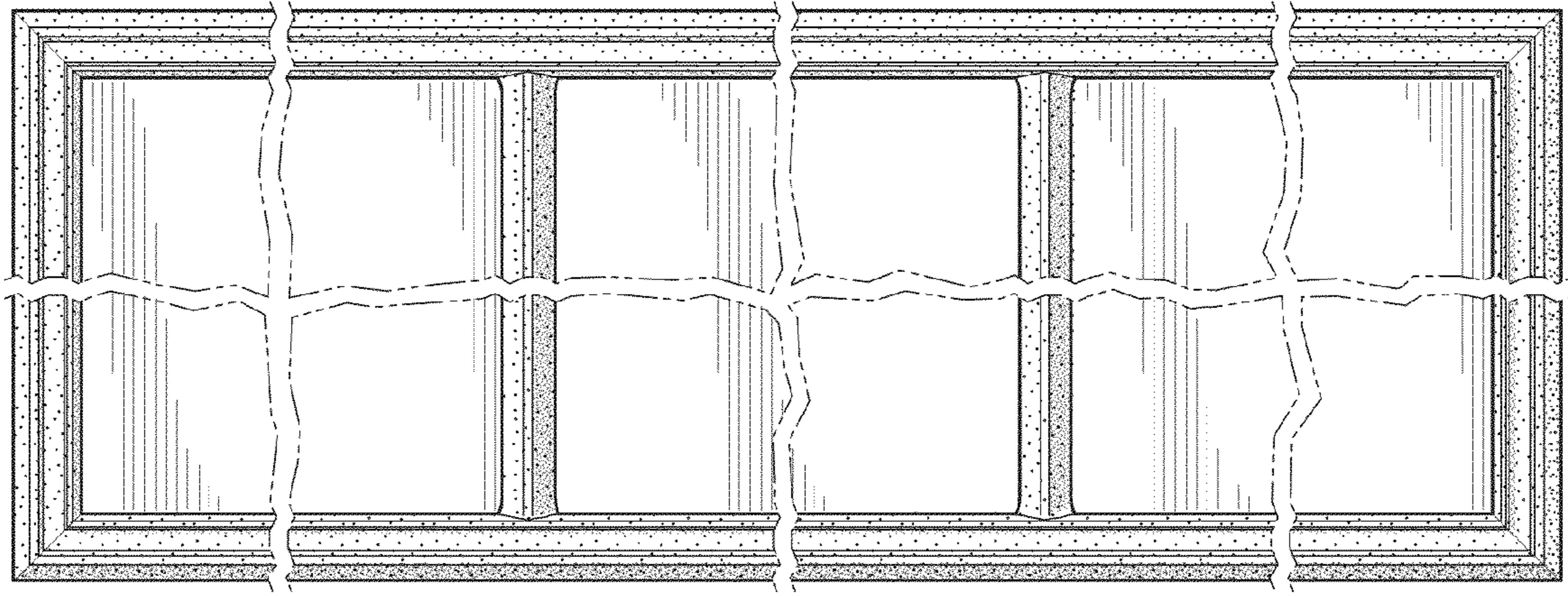


Fig. 7

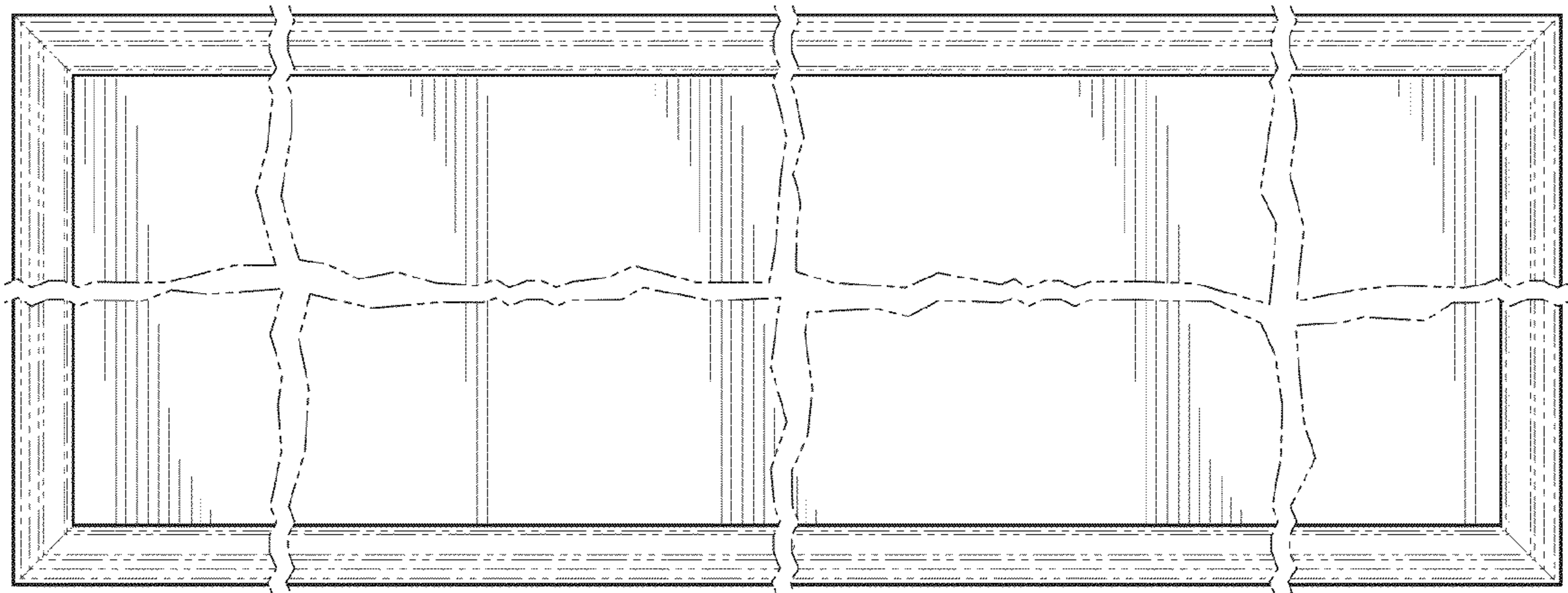


Fig. 8



Fig. 9



Fig. 10