



US00D710023S

(12) **United States Design Patent**
Chen

(10) **Patent No.:** **US D710,023 S**

(45) **Date of Patent:** **** Jul. 29, 2014**

- (54) **MESSAGE BACKREST**
- (71) Applicant: **Jue-Yao Chen**, Erlin Township,
Changhua County (TW)
- (72) Inventor: **Jue-Yao Chen**, Erlin Township,
Changhua County (TW)
- (73) Assignee: **ST Life Co., Ltd.**, Changhua County
(TW)

5,297,848	A *	3/1994	Grinnell	297/219.1
5,314,235	A *	5/1994	Johnson	297/284.5
D379,518	S *	5/1997	Bergman et al.	D24/211
D395,137	S *	6/1998	Summers	D24/211
5,836,900	A *	11/1998	Leventhal	601/57
5,868,463	A *	2/1999	MacKenzie et al.	297/228.12
5,899,868	A *	5/1999	VandeBerg	601/134
D413,985	S *	9/1999	Martin et al.	D24/211
6,212,719	B1 *	4/2001	Thomas et al.	5/713
7,059,678	B1 *	6/2006	Taylor	297/284.6
D639,971	S *	6/2011	Schwartz et al.	D24/200
8,087,726	B2 *	1/2012	Chen	297/284.5
8,458,873	B2 *	6/2013	McConnell et al.	29/91.1

(**) Term: **14 Years**

* cited by examiner

(21) Appl. No.: **29/457,128**

Primary Examiner — Sandra Snapp

(22) Filed: **Jun. 7, 2013**

(74) *Attorney, Agent, or Firm* — Alan D. Kamrath; Kamrath
IP Lawfirm, P.A.

(51) **LOC (10) Cl.** **28-03**

(52) **U.S. Cl.**
USPC **D24/215**

(57) **CLAIM**

The ornamental design for a message backrest, as shown and described.

(58) **Field of Classification Search**
USPC D24/200, 211, 212, 213, 214, 215;
601/19, 27-32, 46-49, 52, DIG. 12,
601/DIG. 14, DIG. 15, DIG. 16, DIG. 17;
D21/685; D6/716, 716.1, 716.4
See application file for complete search history.

DESCRIPTION

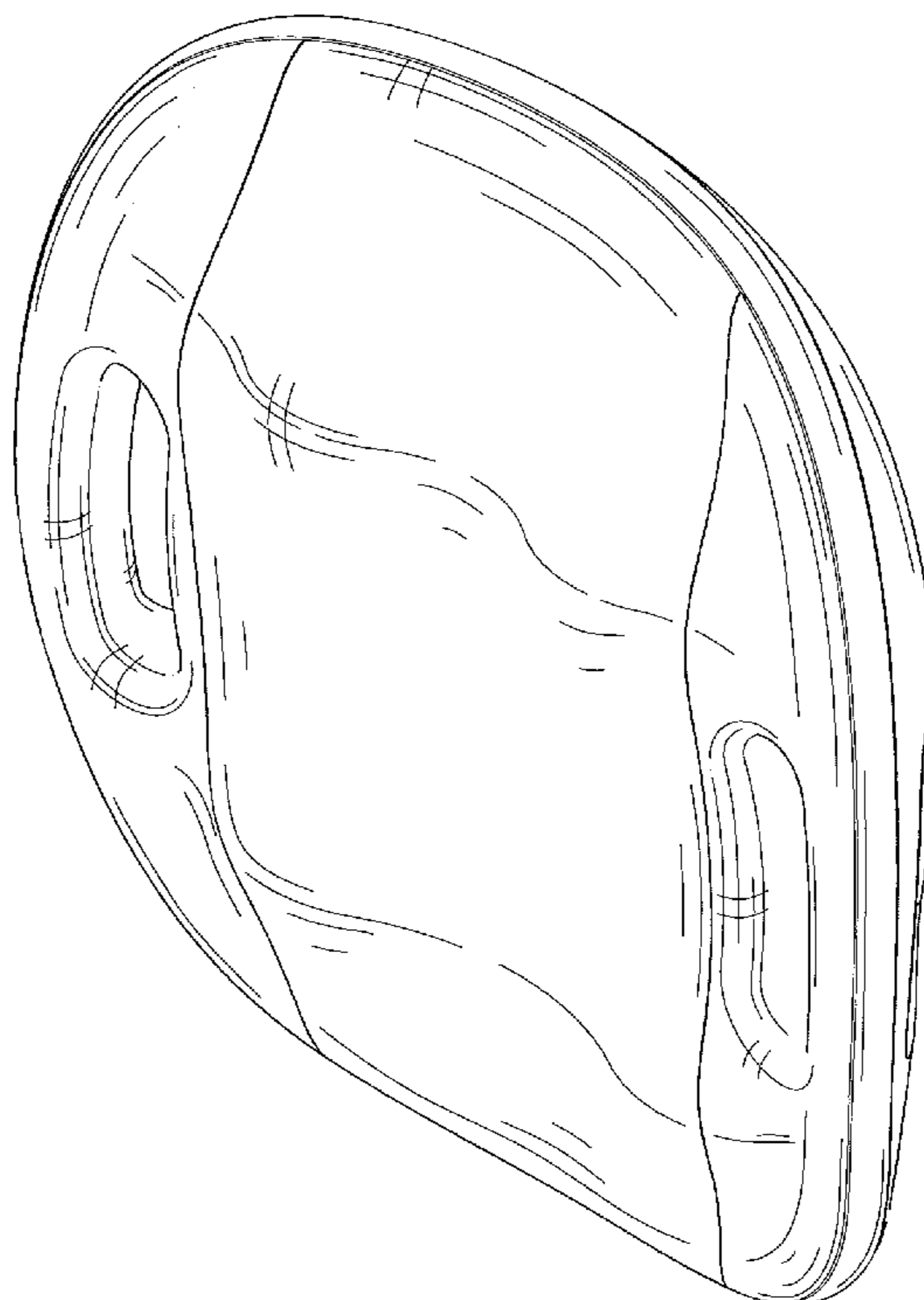
FIG. 1 is a perspective view of a message backrest showing my design;
FIG. 2 is a front elevational view thereof;
FIG. 3 is a rear elevational view thereof;
FIG. 4 is a left side elevational view thereof;
FIG. 5 is a right side elevational view thereof;
FIG. 6 is a top plan view thereof; and,
FIG. 7 is bottom plan view thereof.

(56) **References Cited**

U.S. PATENT DOCUMENTS

4,705,030	A *	11/1987	Tepperberg	606/240
4,752,578	A *	6/1988	Moore et al.	435/70.3
4,752,982	A *	6/1988	Jones et al.	5/634

1 Claim, 7 Drawing Sheets






FIG.1

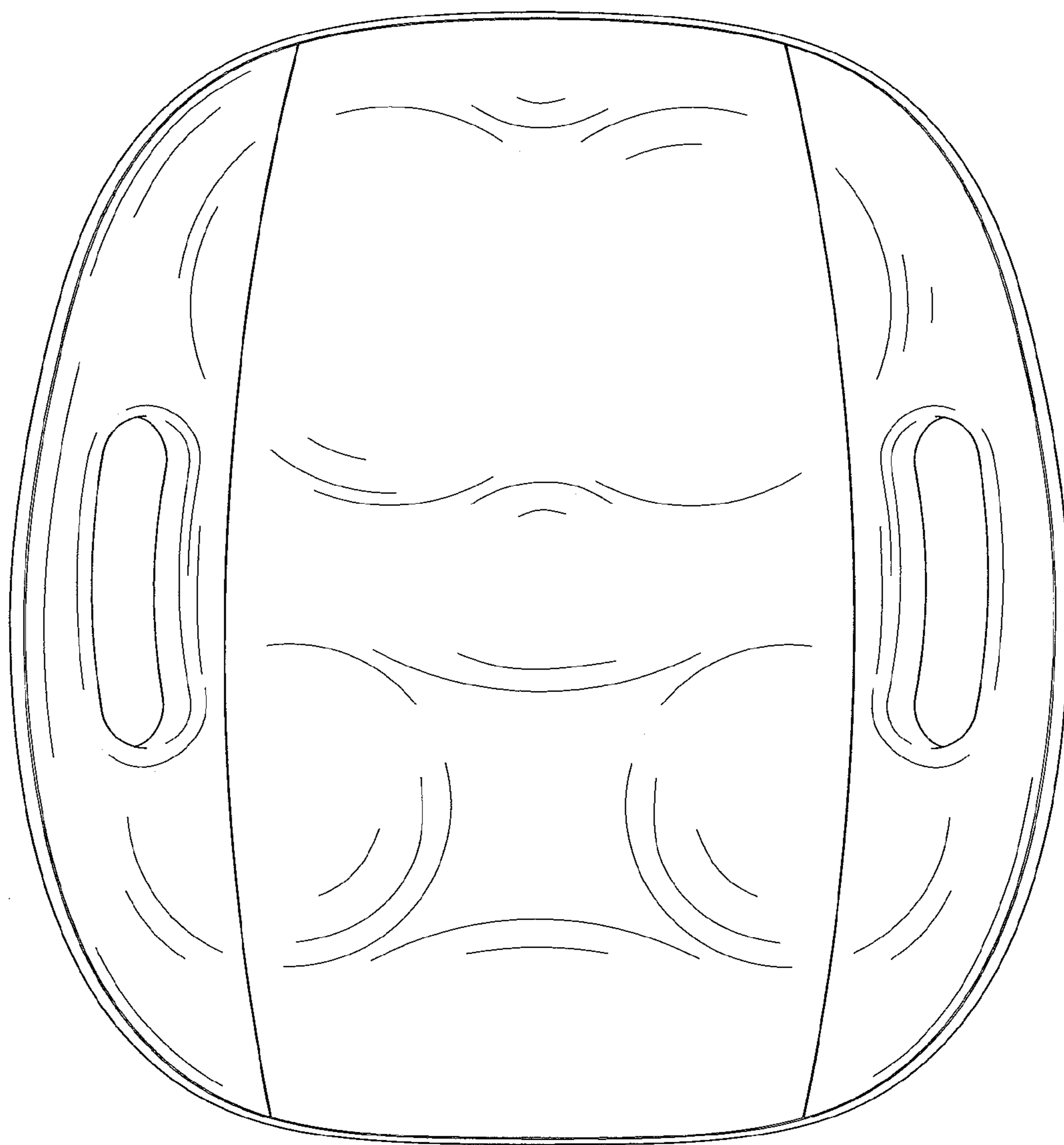


FIG.2

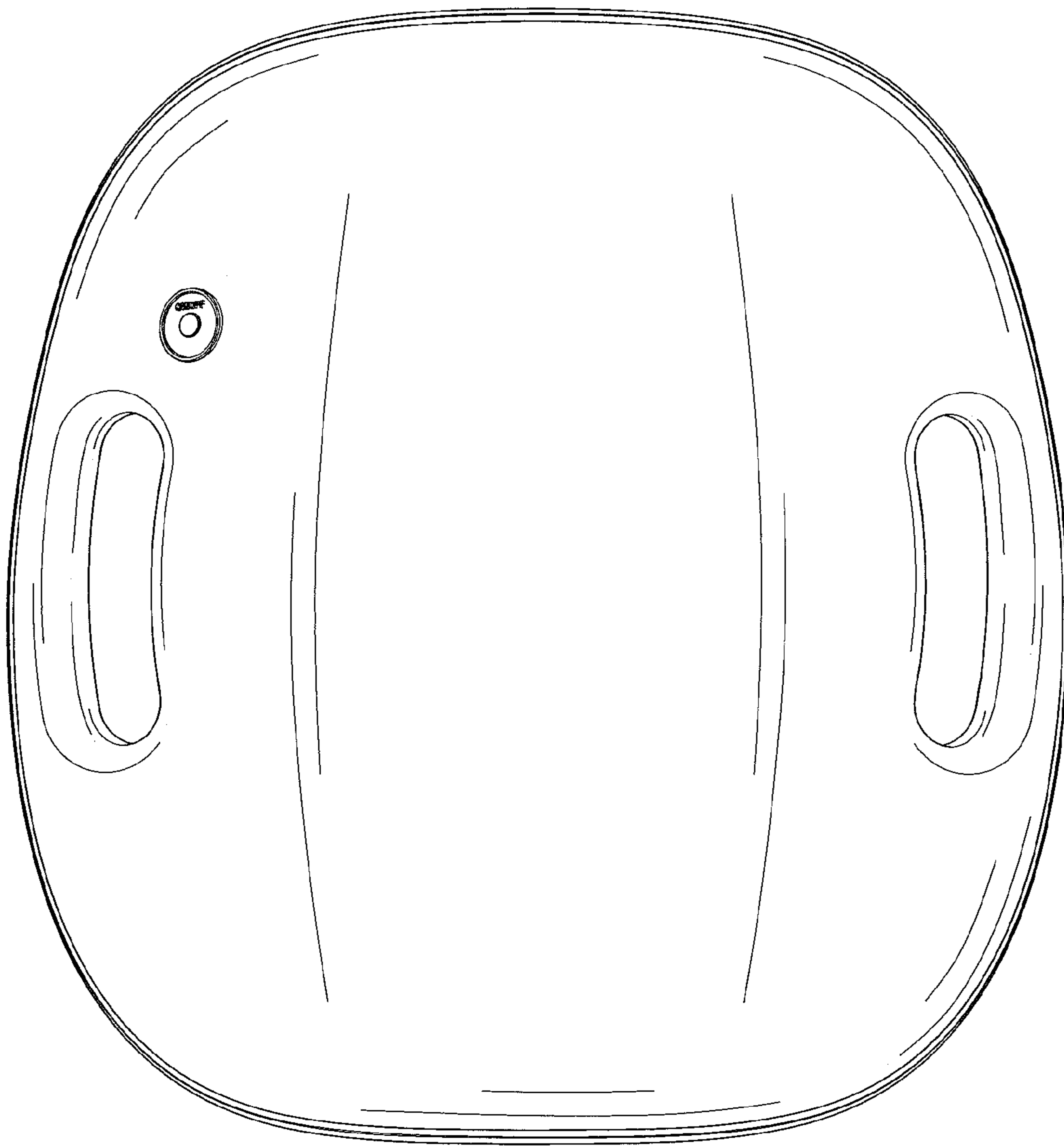


FIG.3

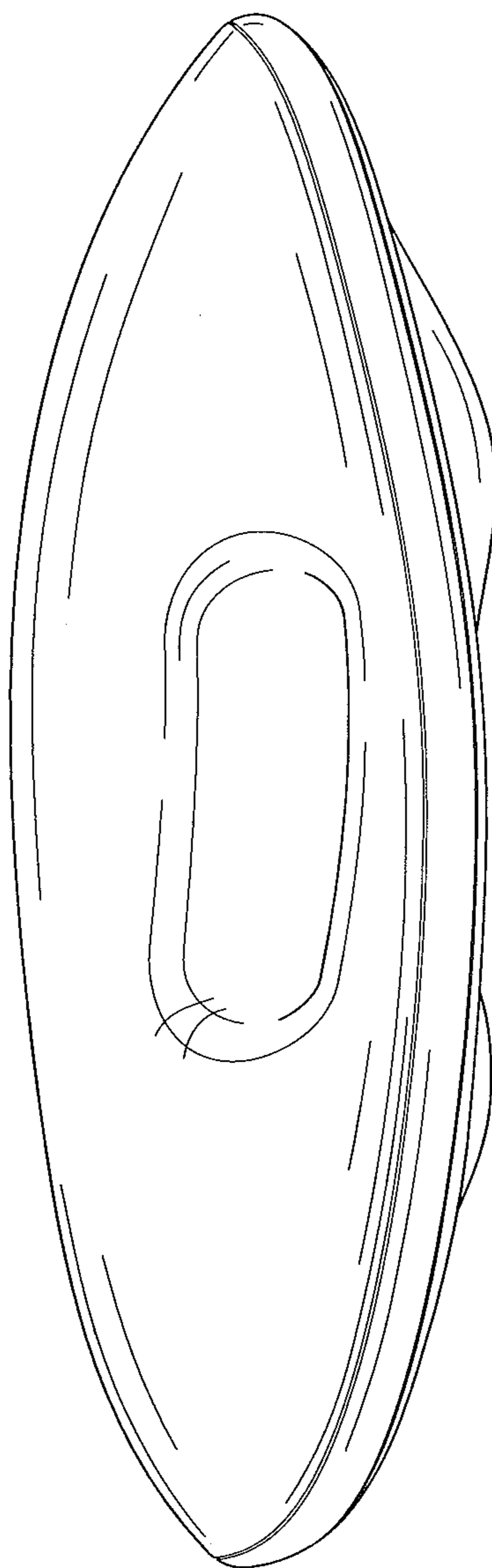


FIG.4




FIG.5




FIG.6

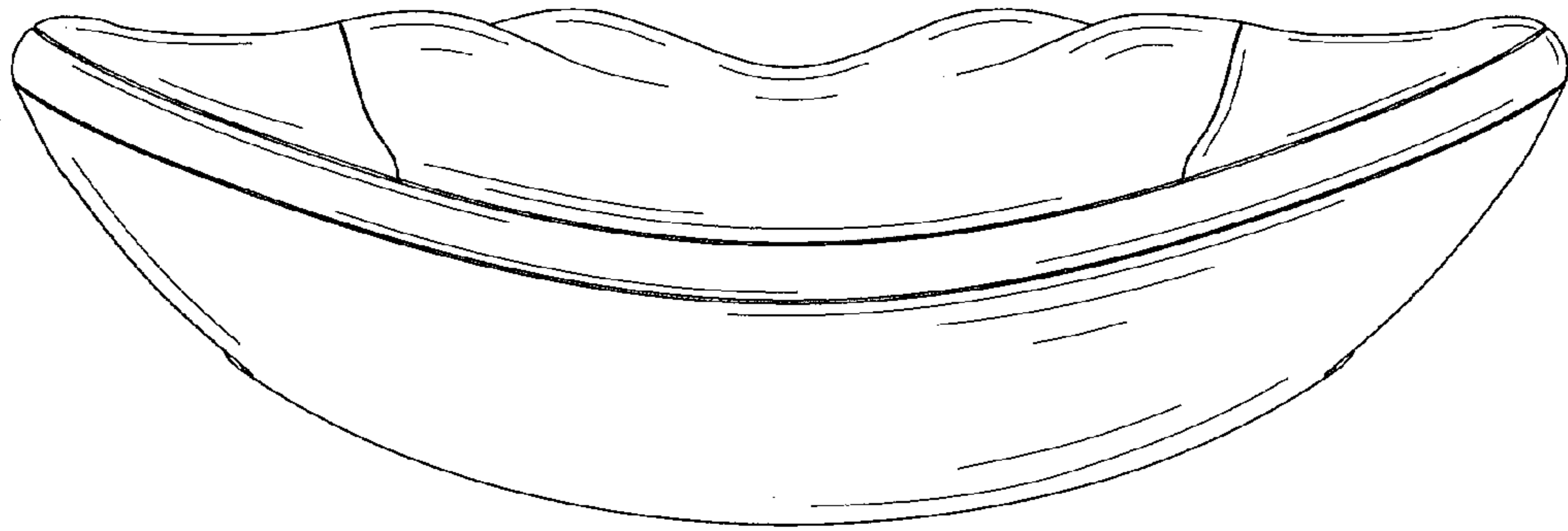


FIG.7