

US00D710008S

(12) **United States Design Patent**
Yoo

(10) **Patent No.:** **US D710,008 S**
(45) **Date of Patent:** **** Jul. 29, 2014**

(54) **PIN FOR ACUPUNCTURE**

(71) Applicant: **Tae Woo Yoo**, Chungcheongnam-do (KR)

(72) Inventor: **Tae Woo Yoo**, Chungcheongnam-do (KR)

(**) Term: **14 Years**

(21) Appl. No.: **29/441,782**

(22) Filed: **Jan. 9, 2013**

(30) **Foreign Application Priority Data**

Sep. 10, 2012 (KR) 2012-43370

(51) **LOC (10) Cl.** **24-02**

(52) **U.S. Cl.**
USPC **D24/147; D24/146**

(58) **Field of Classification Search**
USPC D24/142, 146-147, 130, 200; 128/907; 606/189, 204
See application file for complete search history.

(56) **References Cited**

U.S. PATENT DOCUMENTS

3,861,392 A * 1/1975 Moen 606/189
3,905,375 A * 9/1975 Toyama 606/189

D241,276 S * 8/1976 Crocker D24/147
5,089,001 A * 2/1992 Hwang 606/189
5,465,593 A * 11/1995 Takasu 63/12
5,741,291 A * 4/1998 Yoo 606/189
D526,061 S * 8/2006 Nam D24/146
8,380,298 B2 * 2/2013 Chi 606/189
2006/0241670 A1 * 10/2006 Zhu 606/189

* cited by examiner

Primary Examiner — Wan Laymon

(74) *Attorney, Agent, or Firm* — Richard M. Goldberg

(57) **CLAIM**

The ornamental design for a pin for acupuncture, as shown and described.

DESCRIPTION

FIG. 1 is a top perspective view of the pin for acupuncture of my design;
FIG. 2 is a front elevational view thereof, with the rear elevational view, left side elevational view and right side elevational view being the same;
FIG. 3 is a top plan view thereof;
FIG. 4 is a bottom plan view thereof; and,
FIG. 5 is a cross-sectional view thereof, taken along line 5-5 of FIG. 3.

1 Claim, 1 Drawing Sheet




FIG . 1

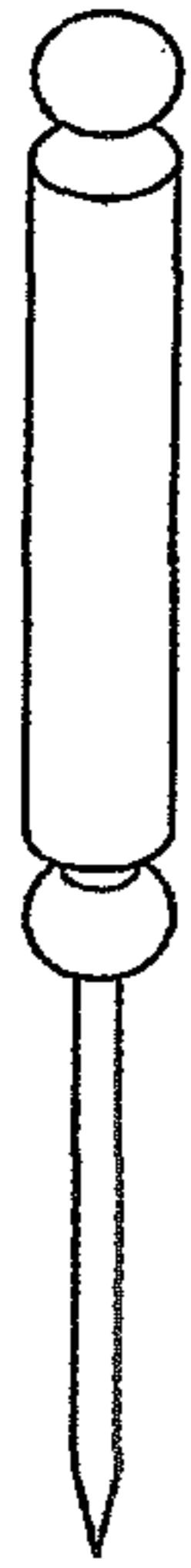


FIG . 2



FIG . 3

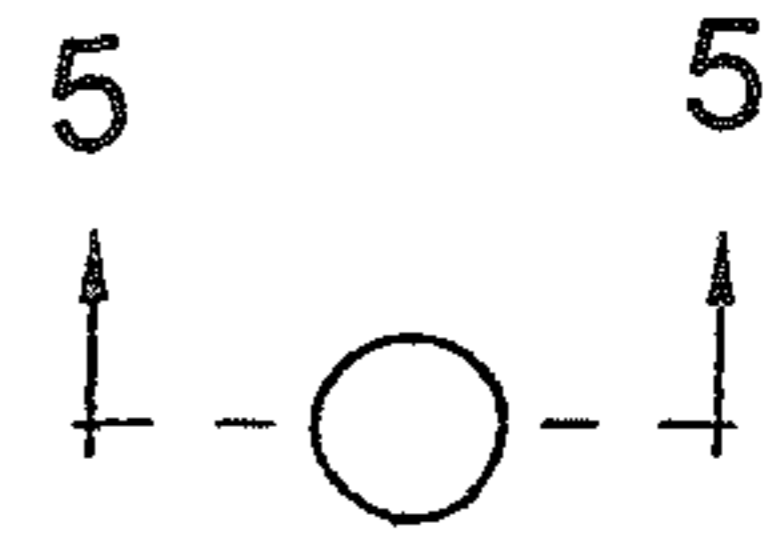


FIG . 4



FIG . 5

