



US00D709993S

(12) **United States Design Patent**
Eilmus

(10) **Patent No.:** **US D709,993 S**
(45) **Date of Patent:** **** Jul. 29, 2014**

- (54) **PLUMBING FITTING**
- (71) Applicant: **Kohler Co.**, Kohler, WI (US)
- (72) Inventor: **Niels J. Eilmus**, Sheboygan, WI (US)
- (73) Assignee: **Kohler Co.**, Kohler, WI (US)
- (**) Term: **14 Years**
- (21) Appl. No.: **29/441,671**
- (22) Filed: **Jan. 8, 2013**

D313,836 S 1/1991 Knapp
 D315,397 S 3/1991 Knapp
 5,050,246 A * 9/1991 Huntoon 4/695

(Continued)

FOREIGN PATENT DOCUMENTS

CH 2969186 4/2005

OTHER PUBLICATIONS

Cucina Porto Pot Filler Faucets, www.plumbingsupply.com/potfillerfaucets.html, 1995-2008, 1 page.

(Continued)

Related U.S. Application Data

- (60) Division of application No. 29/417,078, filed on Mar. 29, 2012, which is a division of application No. 29/324,385, filed on Sep. 11, 2008, which is a continuation-in-part of application No. 29/305,208, filed on Mar. 14, 2008, now Pat. No. Des. 585,111.
- (51) **LOC (10) Cl.** **23-01**
- (52) **U.S. Cl.**
USPC **D23/238**
- (58) **Field of Classification Search**
USPC D23/200, 238-257; D6/512, 546, 550;
D8/300, 307-308, 310-312, 321;
4/601, 615, 675-678, 695; 137/801,
137/599.01, 635; 16/110.1, 441; 239/548
See application file for complete search history.

Primary Examiner — T. Chase Nelson

Assistant Examiner — Mark Cavanna

(74) *Attorney, Agent, or Firm* — Foley & Lardner LLP

(57) **CLAIM**

I claim the ornamental design for a plumbing fitting, as shown and described.

DESCRIPTION

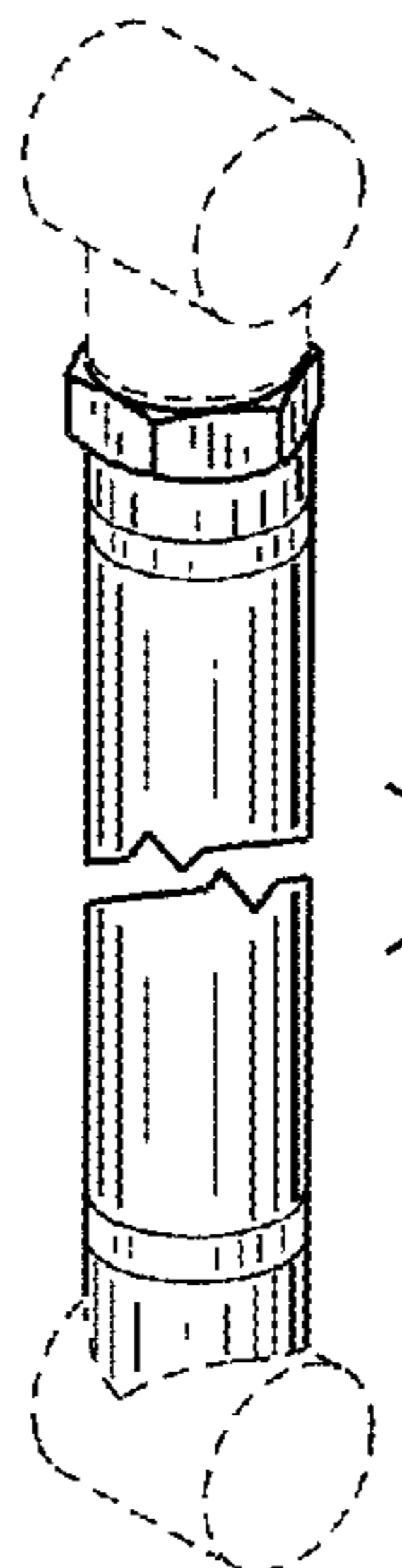
FIG. 1 is a right, top, front perspective view of a plumbing fitting according to an embodiment of my new design;
 FIG. 2 is a right side elevational view of FIG. 1;
 FIG. 3 is a left side elevational view thereof;
 FIG. 4 is a front elevational view thereof, the rear elevational view thereof being a mirror image of the front view shown; and,
 FIG. 5 is a top plan view thereof, the bottom plan view thereof being a mirror image of the top view shown.
 The ornamental design which is claimed is shown in solid lines in the drawings. The broken lines in the drawings are for illustrative purposes only and form no part of the claimed design. The broken away symbols in the drawings indicate that any portion of the article beyond what is shown forms no part of the claimed design.

1 Claim, 1 Drawing Sheet

(56) **References Cited**

U.S. PATENT DOCUMENTS

D56,935 S * 1/1921 Mueller D23/241
 1,597,477 A * 8/1926 Panhorst 239/548
 D72,505 S * 4/1927 Eweyk D23/243
 1,838,290 A 12/1931 Steckel
 D117,697 S * 11/1939 Mortimer D23/240
 D141,718 S * 6/1945 Blank D23/240
 2,464,852 A * 3/1949 De Lisa 137/635



(56)

References Cited

U.S. PATENT DOCUMENTS

D326,505 S 5/1992 Kohler et al.
 D344,127 S 2/1994 Carr et al.
 D347,262 S 5/1994 Black et al.
 D348,925 S 7/1994 Miller
 D351,529 S 10/1994 Scott, Jr.
 D363,763 S 10/1995 Starck
 D376,413 S 12/1996 Kergoet
 D378,491 S 3/1997 Chretien
 D440,637 S 4/2001 Lefroy-Brooks
 D457,938 S 5/2002 Lobermeier
 D458,988 S 6/2002 Schroder
 6,425,149 B1 7/2002 Wang
 D461,529 S 8/2002 Gottwald
 D464,711 S 10/2002 Warshawsky
 D469,157 S 1/2003 Lobermeier
 D470,577 S 2/2003 Knight et al.
 D472,308 S 3/2003 Hundley
 D475,437 S * 6/2003 Dimitriadis et al. D23/242
 D478,370 S 8/2003 Ouyoung
 D481,445 S 10/2003 Haug et al.
 D483,097 S 12/2003 Napoli
 D491,253 S 6/2004 Hansle
 D492,393 S 6/2004 Herring et al.
 D496,714 S 9/2004 Warshawsky
 D496,715 S 9/2004 Warshawsky
 D497,197 S 10/2004 Warshawsky
 D497,410 S 10/2004 Warshawsky
 D497,411 S 10/2004 Warshawsky
 6,813,787 B2 * 11/2004 Rosenberg 4/601
 D508,551 S 8/2005 Warshawsky
 D508,552 S 8/2005 Warshawsky
 D514,198 S 1/2006 Starck
 D514,664 S 2/2006 Starck
 D516,171 S 2/2006 Meylan
 D525,342 S 7/2006 Starck
 D527,076 S 8/2006 Kolin et al.
 D527,796 S 9/2006 Lammel
 D528,188 S 9/2006 Lammel et al.
 D529,580 S 10/2006 Shieh
 D530,787 S 10/2006 Yoshioka et al.
 D531,698 S 11/2006 Wood et al.
 D534,992 S 1/2007 Lobermeier et al.
 D535,356 S 1/2007 Kuran et al.
 D540,435 S 4/2007 Wilcox et al.
 D545,406 S 6/2007 Surinak
 D548,308 S 8/2007 Hoernig
 D551,324 S 9/2007 Wilcox et al.
 D560,762 S 1/2008 Eckhaus
 D562,947 S 2/2008 Zhang
 D565,705 S 4/2008 Kuran et al.
 D571,437 S 6/2008 Kristensen et al.
 D576,705 S 9/2008 McKeone
 D579,080 S 10/2008 Zhang
 D584,383 S 1/2009 Eilmus
 D585,111 S 1/2009 Eilmus
 D589,121 S 3/2009 McKeone
 D591,398 S 4/2009 Lammel et al.
 D591,407 S 4/2009 Youssef et al.
 D599,893 S 9/2009 Sieger
 D601,230 S 9/2009 Misir
 D606,173 S 12/2009 Sieger

D612,015 S 3/2010 Lammel et al.
 D615,166 S 5/2010 Patti
 D619,220 S 7/2010 Semchuck et al.
 D620,557 S 7/2010 Eilmus
 D627,857 S 11/2010 Eilmus
 D630,711 S 1/2011 Eilmus
 D632,363 S 2/2011 McKeone
 D641,454 S 7/2011 McKeone
 D643,911 S 8/2011 Erickson et al.
 8,024,822 B2 * 9/2011 Macan et al. 4/615
 D646,359 S 10/2011 Sieger
 8,061,386 B2 11/2011 Mueller et al.
 8,082,610 B2 * 12/2011 Henry et al. 4/601
 2006/0180222 A1 8/2006 Kang

OTHER PUBLICATIONS

Danze Deck Mount Pot Filler, Parma Collection, www.plumbingsupply.com/potfillerfaucets.html, 1995-2008, 1 page.
 Danze Opulence Pot Filler Kitchen Faucet, <http://www.faucet.com/decor/product.pl?mid+66199&fh+Chrome&N=222+3000606+222+103+219+55+3000368&Ne+5&CID+GOA>, 1994-2007, 1 page.
 Danze Quality Wall Mount Pot Filler Faucet, Melrose Collection, www.plumbingsupply.com/potfillerfaucets.html, 1995-2008, 1 page.
 Elements of Design, NuVo Pot Filler Faucets, www.plumbingsupply.com/potfillerfaucets.html, 1995-2008, 1 page.
 Kohler Co., Fountainhead Integral Laminar Faucet, www.us.kohler.com/onlinecatalog/detail.jsp?from=thumb&frm=null&module=Lav, Dec. 31, 2007, 1 page.
 Kohler Co., Margaux Single-Control Lavatory Faucet, Model K-16230-4, www.us.kohler.com/onlinecatalog/detail.jsp?from=thumb&frm=&module=Lavator, Dec. 31, 2007, 1 page.
 Notice of Allowance for U.S. Appl. No. 29/305,208, mail date Oct. 27, 2008, 7 pages.
 Notice of Allowance on U.S. Appl. No. 29/410,523, mail date Mar. 5, 2012, 7 pages.
 Notice of Allowance on U.S. Appl. No. 29/417,078, mail date Dec. 3, 2012, 8 pages.
 Office Action for U.S. Appl. No. 29/324,385, mail date Nov. 14, 2012, 7 pages.
 Office Action for U.S. Appl. No. 29/324,385, mail date May 1, 2012, 10 pages.
 Office Action on U.S. Appl. No. 29/417,078, mail date Jul. 23, 2012, 9 pages.
 Response to Restriction Requirement for U.S. Appl. No. 29/324,385, mail date Jan. 9, 2012, 8 pages.
 Restriction Requirement for U.S. Appl. No. 29/324,385, mail date Dec. 8, 2011, 8 pages.
 Restriction Requirement for U.S. Appl. No. 29/422,890, mail date Oct. 9, 2012, 6 page.
 Notice of Allowance for U.S. Appl. No. 29/441,673, mail date Mar. 29, 2013, 10 pages.
 Notice of Allowance for U.S. Appl. No. 29/441,674, mail date Feb. 14, 2013, 8 pages.
 Notice of Allowance for U.S. Appl. No. 29/441,680, mail date Mar. 29, 2013, 9 pages.
 Office Action for U.S. Appl. No. 29/441,678, mail date Apr. 1, 2013, 10 pages.

* cited by examiner

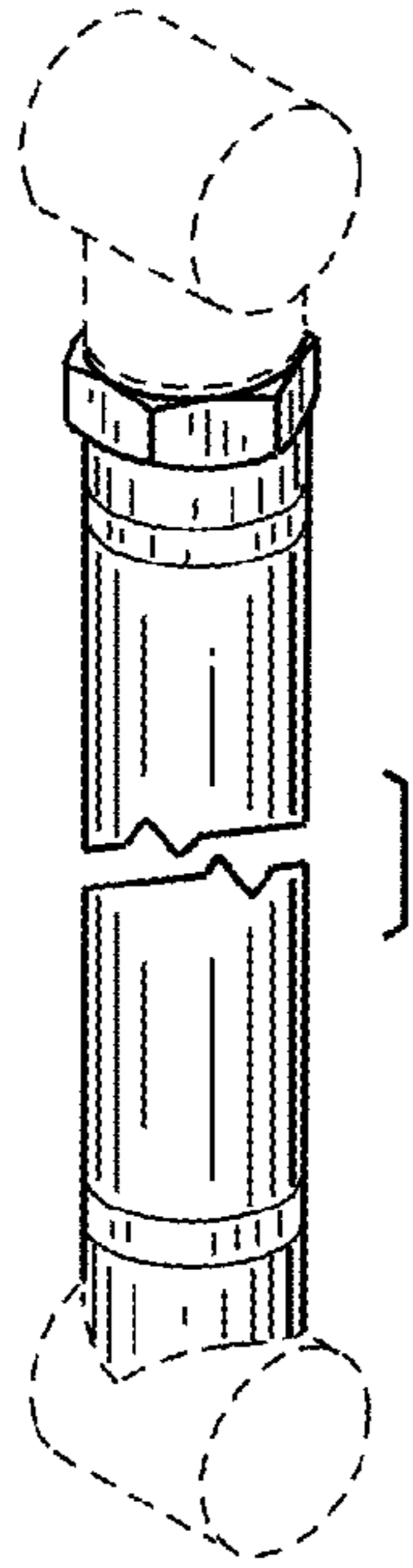


FIG. 1

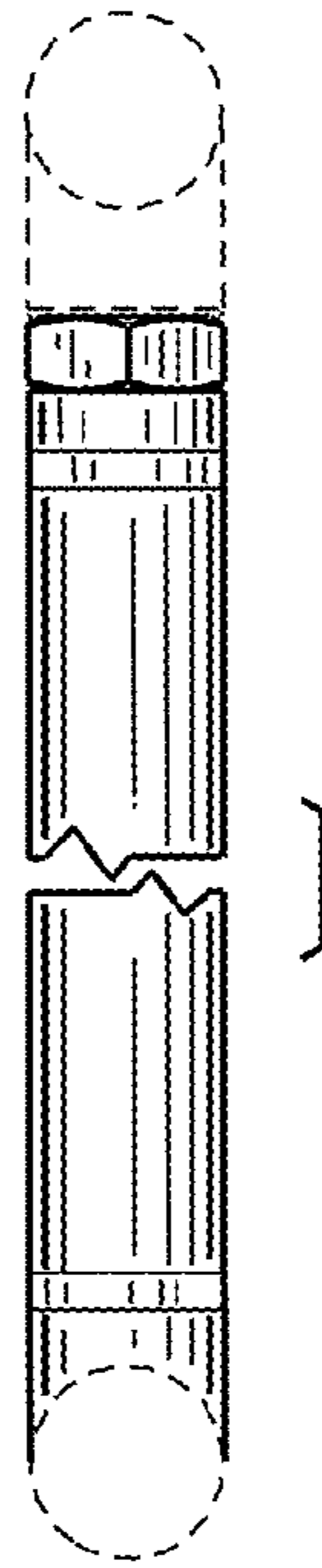


FIG. 2

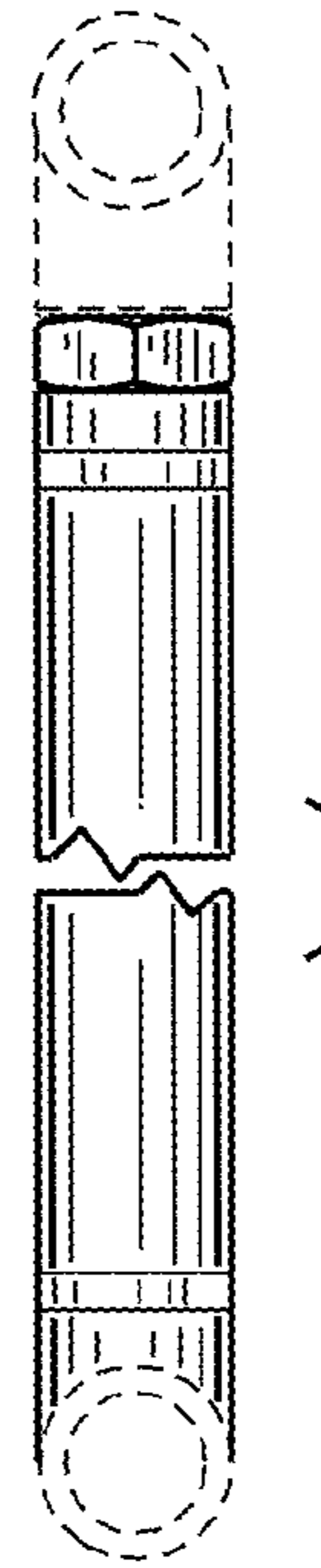


FIG. 3



FIG. 4



FIG. 5