



US00D709952S

(12) **United States Design Patent**
Logan et al.

(10) **Patent No.:** **US D709,952 S**
(45) **Date of Patent:** **** Jul. 29, 2014**

(54) **FREE-STANDING SIGN ASSEMBLY**
(71) Applicant: **Target Brands, Inc.**, Minneapolis, MN (US)
(72) Inventors: **Robert G. Logan**, Blaine, MN (US); **Kimberly M. Toconita**, White Bear Township, MN (US); **Tracy M. Cogan**, Lakeville, MN (US)

4,655,352 A 4/1987 Noyes et al.
D350,566 S * 9/1994 Pearson D20/40
D357,704 S * 4/1995 Wolff D19/90
D377,784 S 2/1997 Wilson
5,600,909 A 2/1997 Hooper
D478,934 S 8/2003 O'Brien et al.
D500,811 S * 1/2005 Ouelet et al. D20/39

(Continued)

OTHER PUBLICATIONS

“Monument Signs” forster.at/Monument-signs.213.0.html?&L=2 publicly available at least as early as Jan. 26, 2011 per www.internetarchive.org (2 pages).
“Signs Express,” printed from www.signsexpress.ie/branch/14/cardiff/portfolio/38/totem-post-panel-signs/ on Apr. 4, 2012 (5 pages).

(Continued)

Primary Examiner — Mary Ann Calabrese
(74) *Attorney, Agent, or Firm* — Griffiths & Seaton PLLC; JoAnn M. Seaton

(73) Assignee: **Target Brands, Inc.**, Minneapolis, MN (US)

(**) Term: **14 Years**

(21) Appl. No.: **29/453,927**

(22) Filed: **May 3, 2013**

(51) **LOC (10) Cl.** **20-03**

(52) **U.S. Cl.**
USPC **D20/10; D20/39**

(58) **Field of Classification Search**
CPC G09F 7/00; G09F 7/18; G09F 9/00; G09F 11/00; G09F 13/00; G09F 15/00; G09F 15/0006; G09F 15/0068; G09F 15/0075; G09F 19/00; G09F 2007/00; G09F 2007/02; G09F 2007/18; G09F 2011/00; G09F 2013/00; G09F 2015/00; G09F 2019/00; G09F 23/06
USPC D20/10, 12, 17–19, 39, 41, 42, 99; 40/368, 446–448, 453, 489, 538, 541, 40/542, 559, 564, 568, 572, 584, 585, 600, 40/605, 606.03, 606.18, 617, 661; D6/332, 672; D10/109.1, 109.2, 113.4; D14/129, 302, 307; D19/90; D99/17; 362/812

See application file for complete search history.

(56) **References Cited**

U.S. PATENT DOCUMENTS

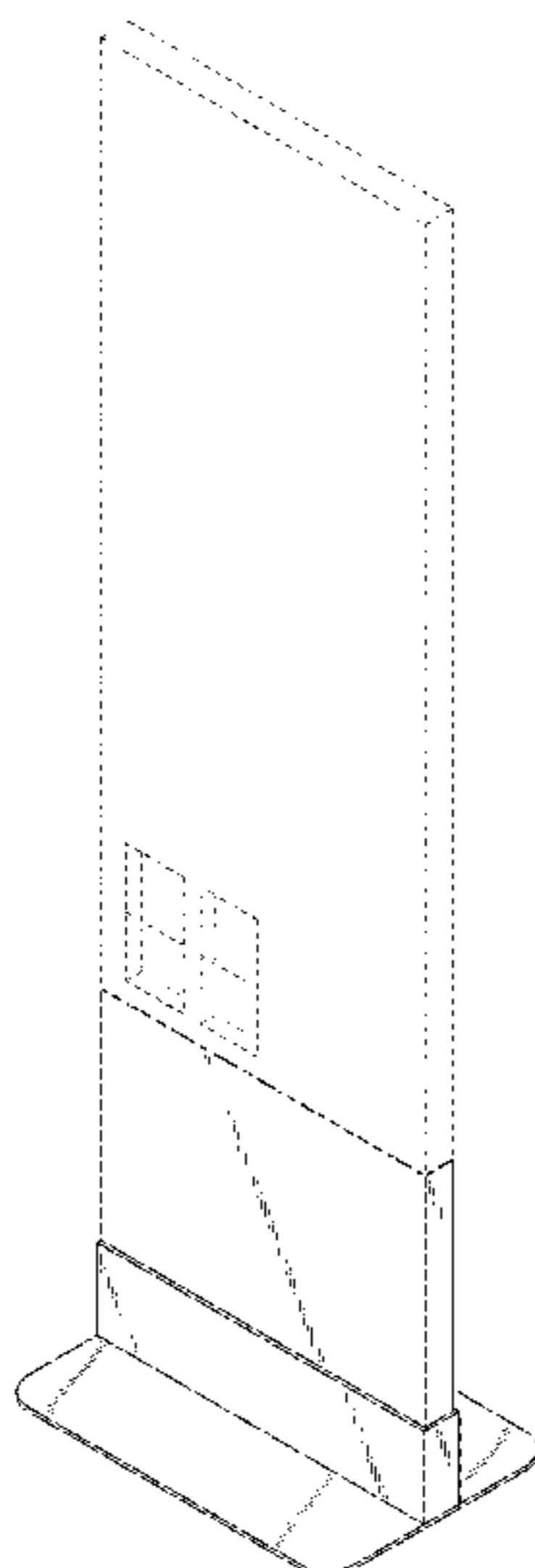
D279,201 S * 6/1985 Shuman D20/43
4,594,802 A * 6/1986 Field 40/661

(57) **CLAIM**
The ornamental design for a free-standing sign assembly, as shown and described.

DESCRIPTION

FIG. 1 is a front, perspective view of a free-standing sign assembly showing our new design;
FIG. 2 is a front view thereof, the rear view being identical to the front view;
FIG. 3 is a right side view thereof, the left side view being identical to the right side view; and,
FIG. 4 is a top view thereof.
The features shown in broken lines are portions of the free-standing sign assembly forming no part of the claimed design. The features shown in long dash-short dash bolded broken lines indicate the bounds of the claimed design and otherwise form no part of the claimed design. The bottom view of the free-standing sign assembly has been omitted as no bottom surfaces of the free-standing sign assembly are claimed.

1 Claim, 4 Drawing Sheets



(56)

References Cited

U.S. PATENT DOCUMENTS

D501,889 S 2/2005 Harris et al.
D525,307 S * 7/2006 Arnold D19/90
D601,636 S 10/2009 Brazelton et al.
D627,398 S * 11/2010 Horn D20/39
D639,800 S * 6/2011 Magruder D14/307
D661,124 S 6/2012 Curbun et al.
D662,329 S * 6/2012 Arko et al. D6/332
D700,901 S * 3/2014 Giglio et al. D14/129
2013/0113198 A1* 5/2013 Boothby 283/56
2014/0041266 A1* 2/2014 Dudak 40/584

OTHER PUBLICATIONS

“Vista Systems,” printed from www.signupdate.co.uk/Freestanding-Signs-May-2009/ on Apr. 4, 2012 (6 pages).
“Totem Signs,” printed from <http://pic1.gophoto.us/key/totem%20signs> on Apr. 4, 2012 (2 pages).
Photograph of a Target Field sign publicly disclosed in 2012 (1 page).
“Hantarex LCD 46" ADV Totem”, printed from www.musicworld.bg/en/m_2090000/i_19532/Hantarex_LCD_46_ADV_Totem.htm on Apr. 15, 2013 (15 pages).
U.S. Appl. No. 29/427,831, filed Jul. 23, 2012 (6 pages).
Office Action from Canadian Patent Application No. 153,675, mailed Apr. 17, 2014 (2 pages).

* cited by examiner

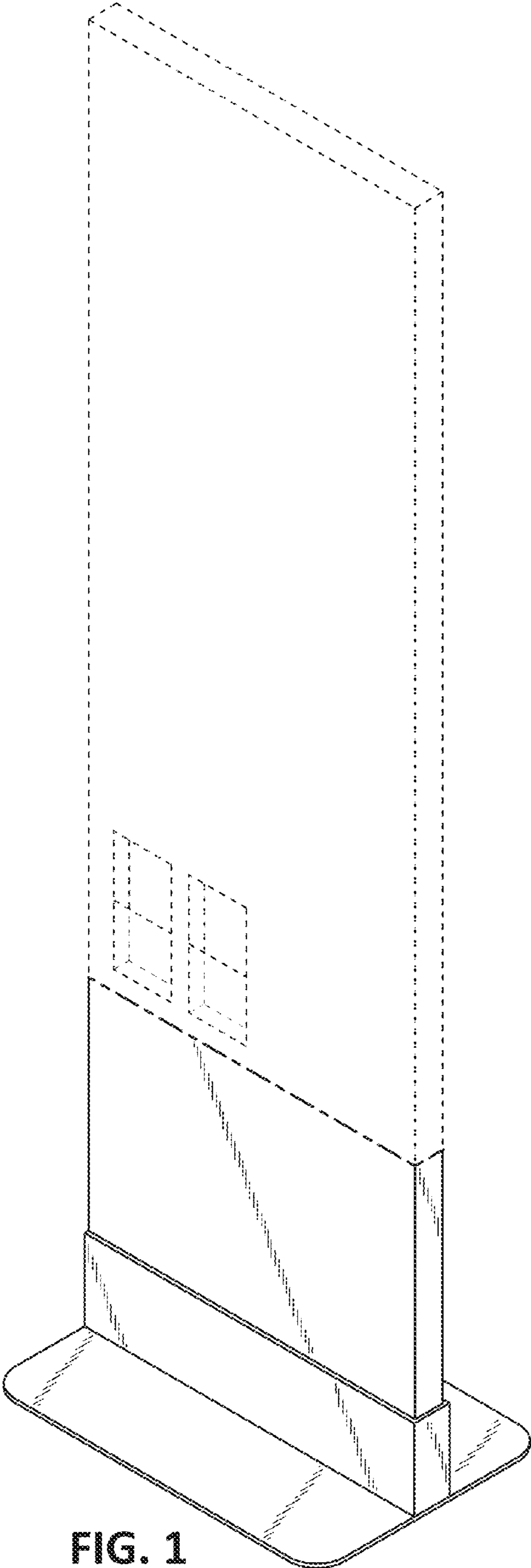


FIG. 1




FIG. 2




FIG. 3

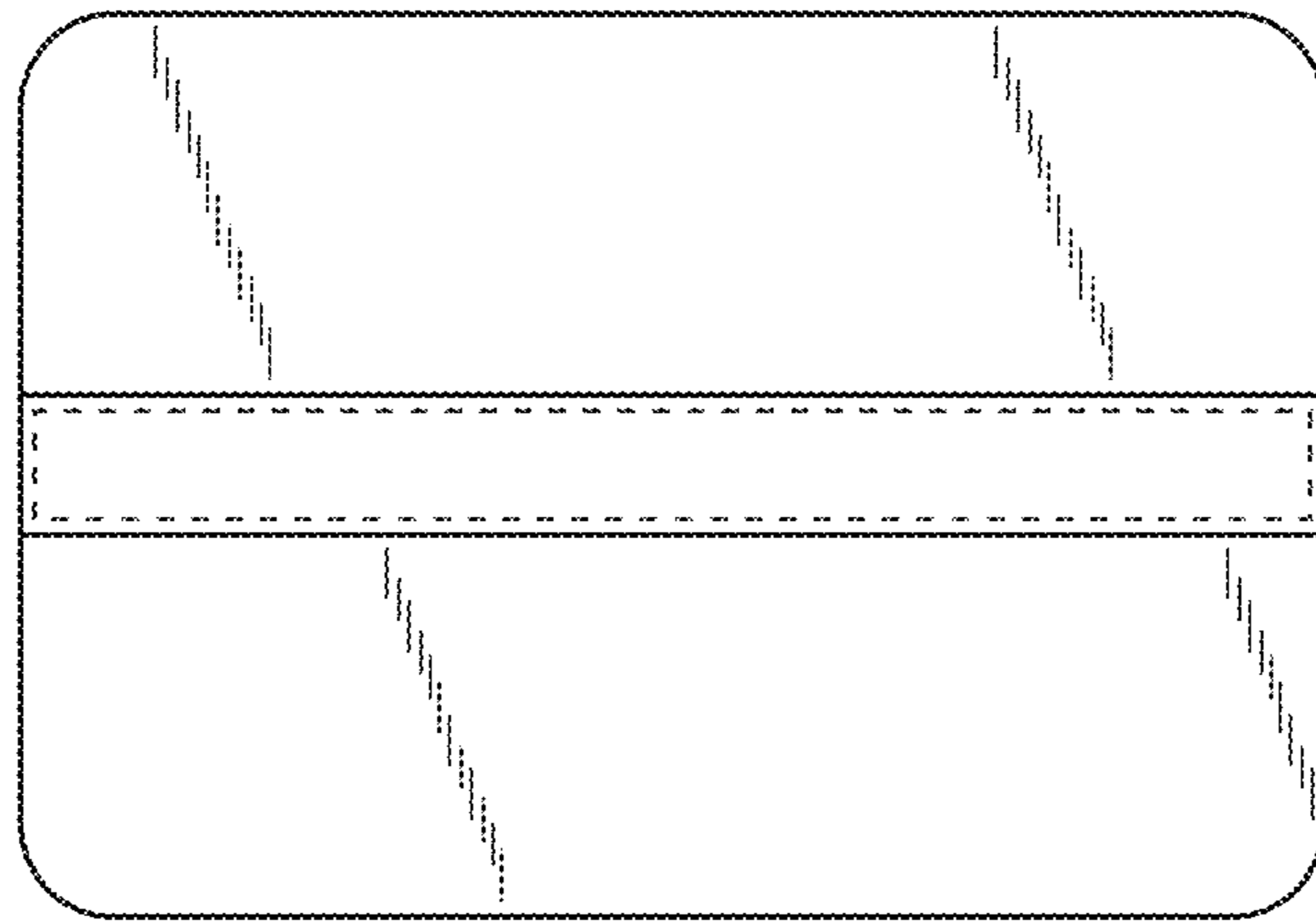


FIG. 4