



US00D709951S

(12) **United States Design Patent**
Fleming

(10) **Patent No.:** **US D709,951 S**
(45) **Date of Patent:** **** Jul. 29, 2014**

- (54) **PEN**
- (71) Applicant: **Joseph Fleming**, Hanover, MA (US)
- (72) Inventor: **Joseph Fleming**, Hanover, MA (US)
- (73) Assignee: **Hub Pen Company**, Braintree, MA (US)
- (**) Term: **14 Years**
- (21) Appl. No.: **29/444,692**
- (22) Filed: **Feb. 1, 2013**
- (51) **LOC (10) Cl.** **19-06**
- (52) **U.S. Cl.**
USPC **D19/199**
- (58) **Field of Classification Search**
USPC D14/411; D19/115–186, 192–204;
24/11 F, 11 P, 11 R; 401/52, 99–104,
401/192, 195, 196, 198; D5/59; D7/576;
D9/661, 662; D11/151
See application file for complete search history.

- D187,254 S * 2/1960 Williams D19/49
- D213,213 S * 1/1969 Horton D7/576
- D214,413 S * 6/1969 Hicks D5/59
- D579,702 S * 11/2008 McArdle D6/515

OTHER PUBLICATIONS

Hub Pen Company's Enjoy Writing Catalog, 2011 Collection, (Mardi Gras) p. 66 and (Mardi Gras Jubilee) p. 67.

* cited by examiner

Primary Examiner — Elizabeth Albert

(74) *Attorney, Agent, or Firm* — Dingman, McInnes & McLane, LLP

(57) **CLAIM**
The ornamental design for a pen, as shown and described.

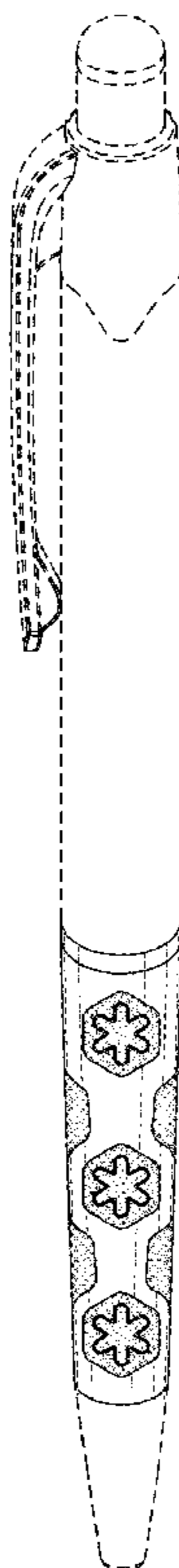
DESCRIPTION

FIG. 1 is a perspective view of a pen showing my new design; FIG. 2 is a right side elevational view of the pen of FIG. 1; FIG. 3 is a left side elevational view of the pen of FIG. 1; FIG. 4 is a front elevational view of the pen of FIG. 1; FIG. 5 is a rear elevational view of the pen of FIG. 1; FIG. 6 is a bottom plan view of the pen of FIG. 1; FIG. 7 is a top plan view of the pen of FIG. 1; and, FIG. 8 is a right side elevational view of the pen of FIG. 1 with pen tip extended.

The portions shown in broken lines are included for illustrative purposes only and form no part of the claimed design.

1 Claim, 5 Drawing Sheets

- (56) **References Cited**
U.S. PATENT DOCUMENTS
D73,600 S * 10/1927 Day D5/59
D87,993 S * 10/1932 Aemissegger D5/59
D96,891 S * 9/1935 Bienenstein D19/47
D124,230 S * 12/1940 Dreyfuss D19/51






FIG. 1




FIG. 2




FIG. 3



FIG. 4




FIG. 5

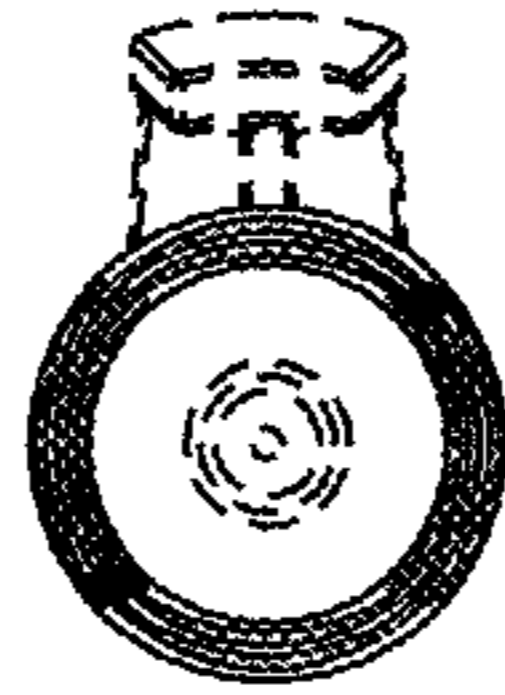


FIG. 6

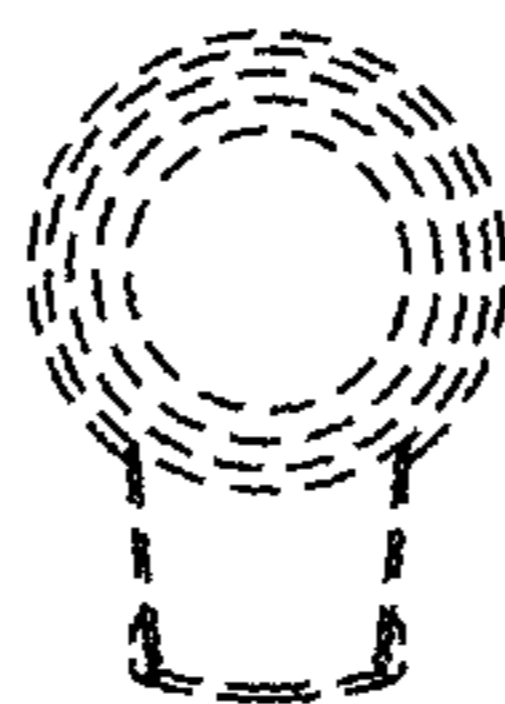


FIG. 7




FIG. 8