



US00D709939S

(12) **United States Design Patent**
Isogawa

(10) **Patent No.:** **US D709,939 S**
(45) **Date of Patent:** **** Jul. 29, 2014**

(54) **ADAPTER FOR CAMERA ACCESSORIES**

(75) Inventor: **Shuichi Isogawa**, Fujisawa (JP)

(73) Assignee: **Nikon Corporation**, Tokyo (JP)

(**) Term: **14 Years**

(21) Appl. No.: **29/415,422**

(22) Filed: **Mar. 9, 2012**

(30) **Foreign Application Priority Data**

Sep. 20, 2011 (JP) 2011-021403

(51) **LOC (10) Cl.** **16-05**

(52) **U.S. Cl.**

USPC **D16/237**

(58) **Field of Classification Search**

USPC D16/237, 239, 240; D14/203.4, 250,
D14/345, 440, 449; 362/3, 16-18, 182, 552,
362/612; D3/205, 227, 247, 263, 267, 268,
D3/298; D8/73, 107, 310, 352, 373, 382;
D9/435, 445, 453, 454

See application file for complete search history.

(56) **References Cited**

U.S. PATENT DOCUMENTS

4,466,595 A * 8/1984 O'Connor 248/558
D404,051 S * 1/1999 Ishii D16/219

D467,260 S * 12/2002 Kawase D16/219
D506,493 S * 6/2005 Naito D16/237
D621,865 S * 8/2010 Chidester D16/245
D633,933 S * 3/2011 Van Schalkwyk D16/214

* cited by examiner

Primary Examiner — Susan Bennett Hattan

Assistant Examiner — Vy Koenig

(74) *Attorney, Agent, or Firm* — Wolf, Greenfield & Sacks,
P.C.; Randy J. Pritzker

(57) **CLAIM**

The ornamental design for an adapter for camera accessories,
as shown and described.

DESCRIPTION

FIG. 1 is a front perspective view of an adapter for camera accessories showing my new design;
FIG. 2 is a front view thereof;
FIG. 3 is a bottom plan view thereof;
FIG. 4 is a right side view thereof, the left side view being a mirror image of FIG. 4; and,
FIG. 5 is an enlarged view showing the portion defined by lines 5-5 in FIG. 4.

The features shown in broken lines in the drawings depict environmental subject matter only and form no part of the claimed design. The dash-dotted lines denote the boundary of the claim and form no part of the claimed design.

1 Claim, 6 Drawing Sheets

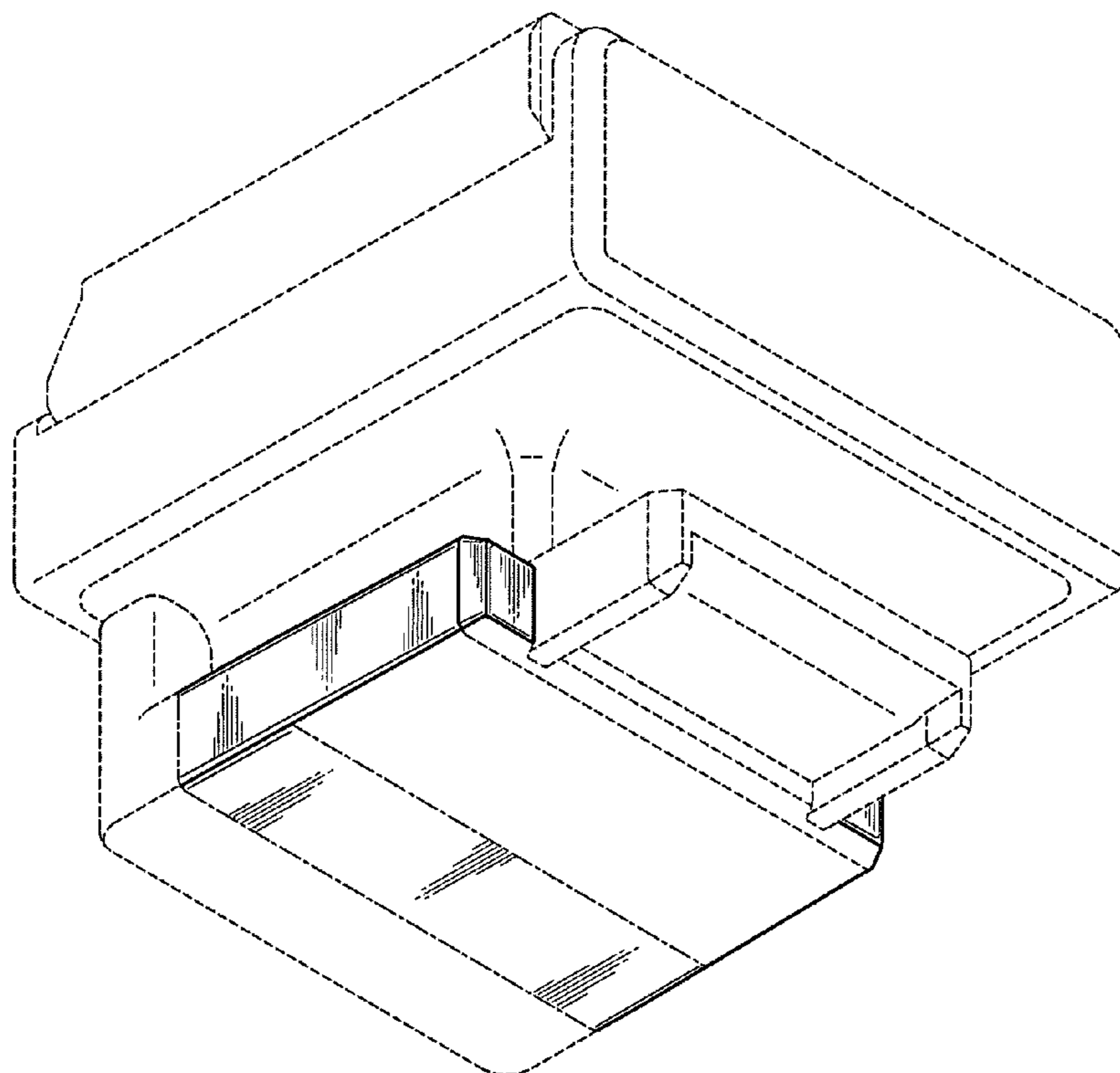


FIG. 1

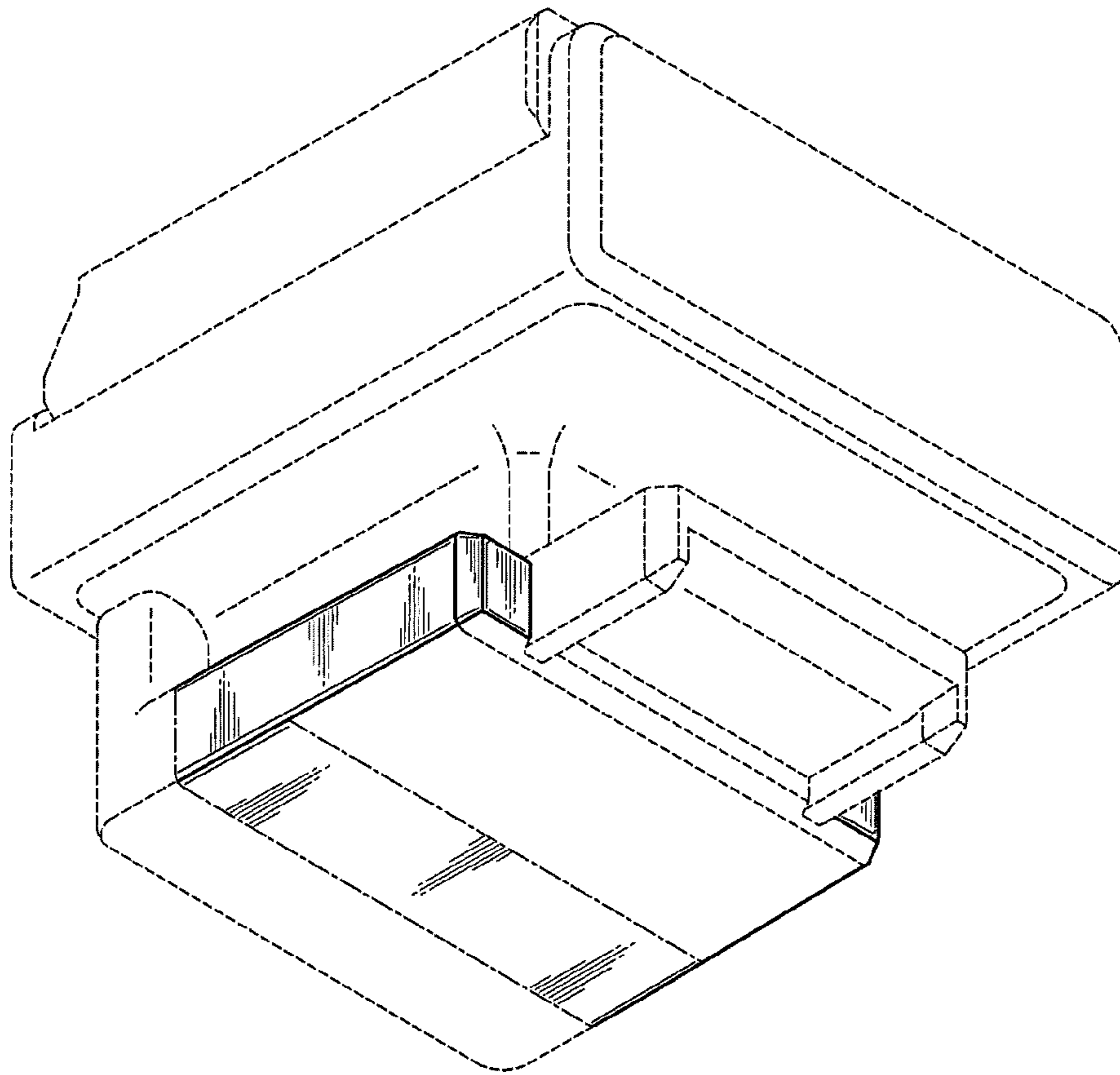


FIG. 2

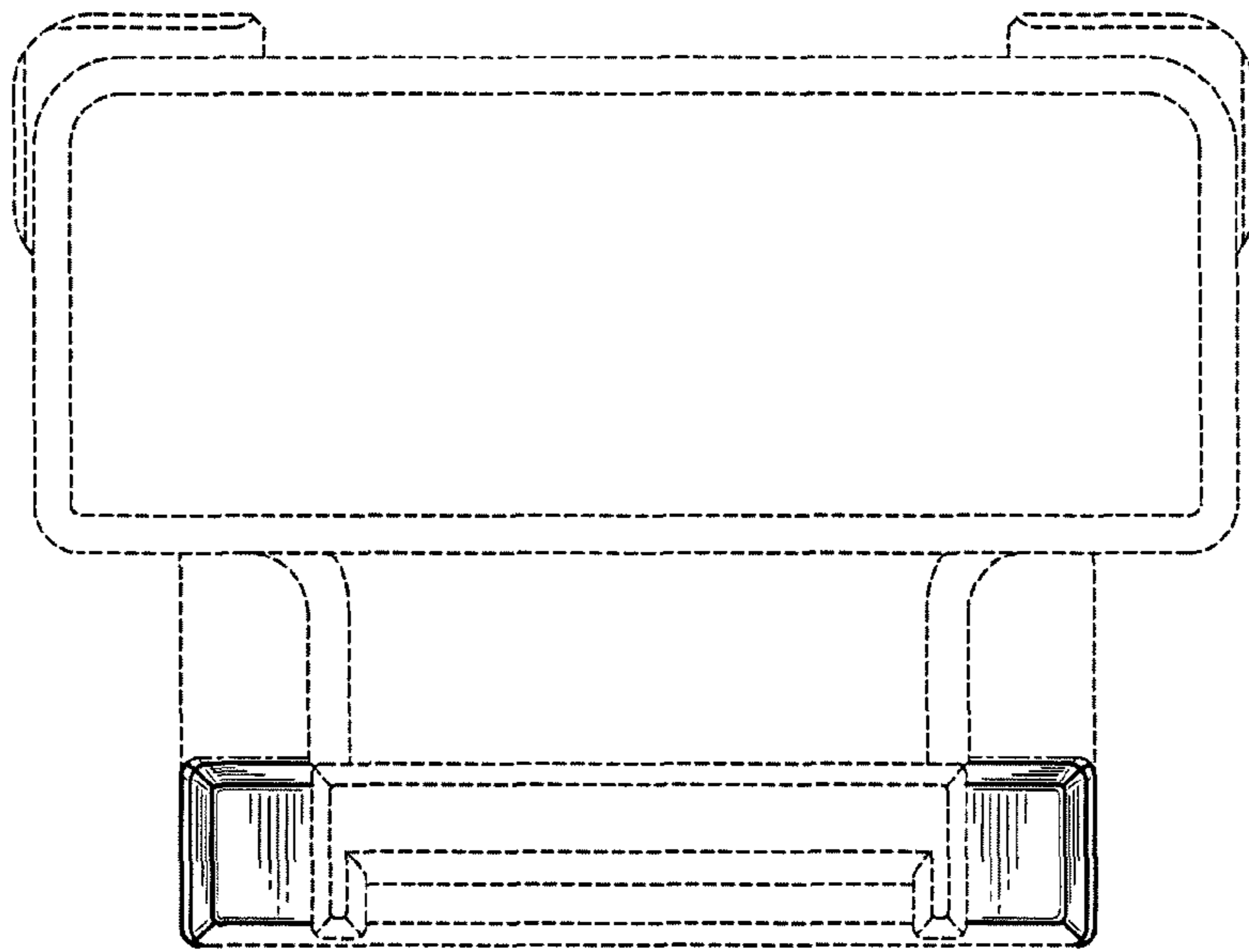


FIG. 3

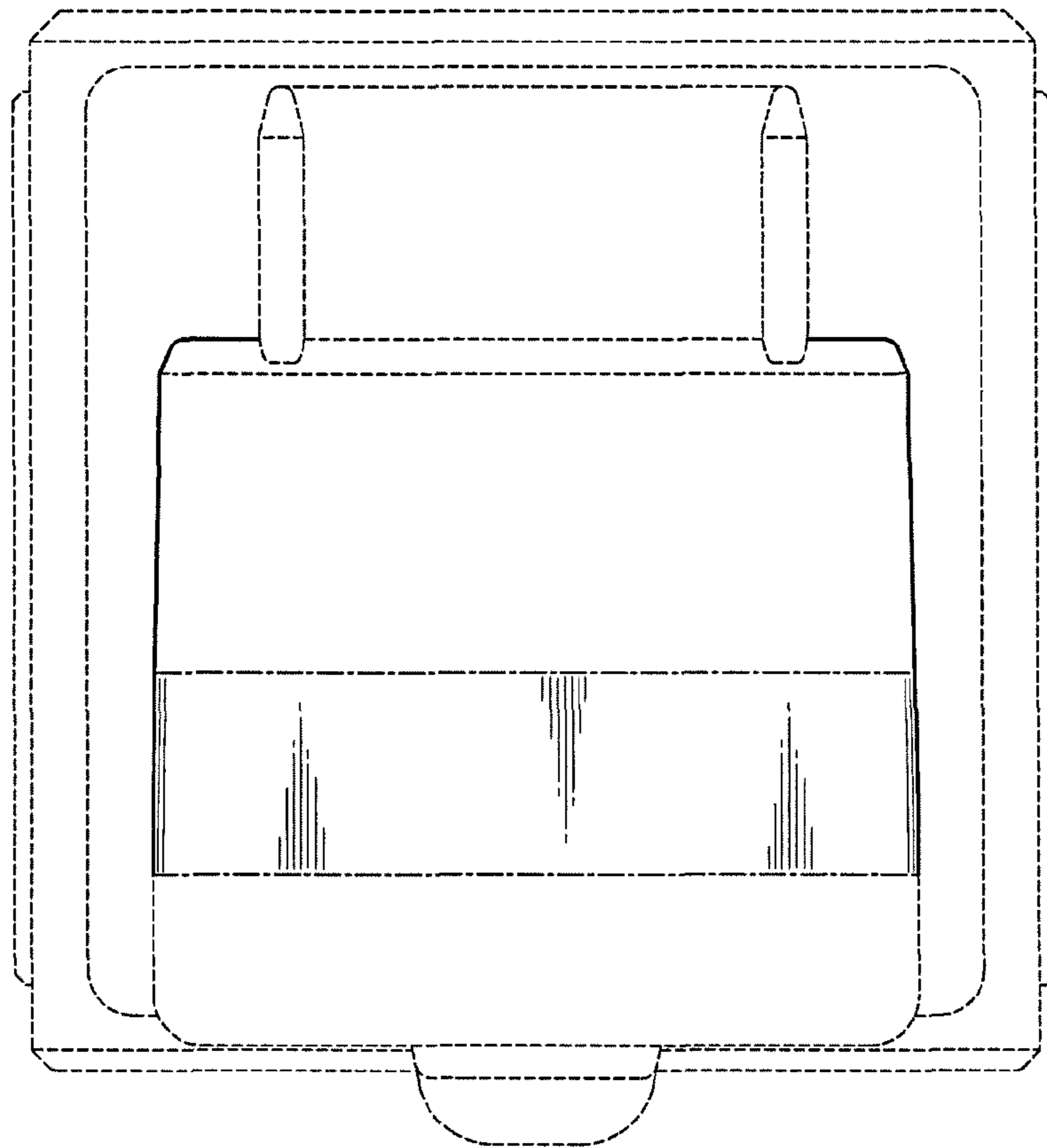


FIG. 4

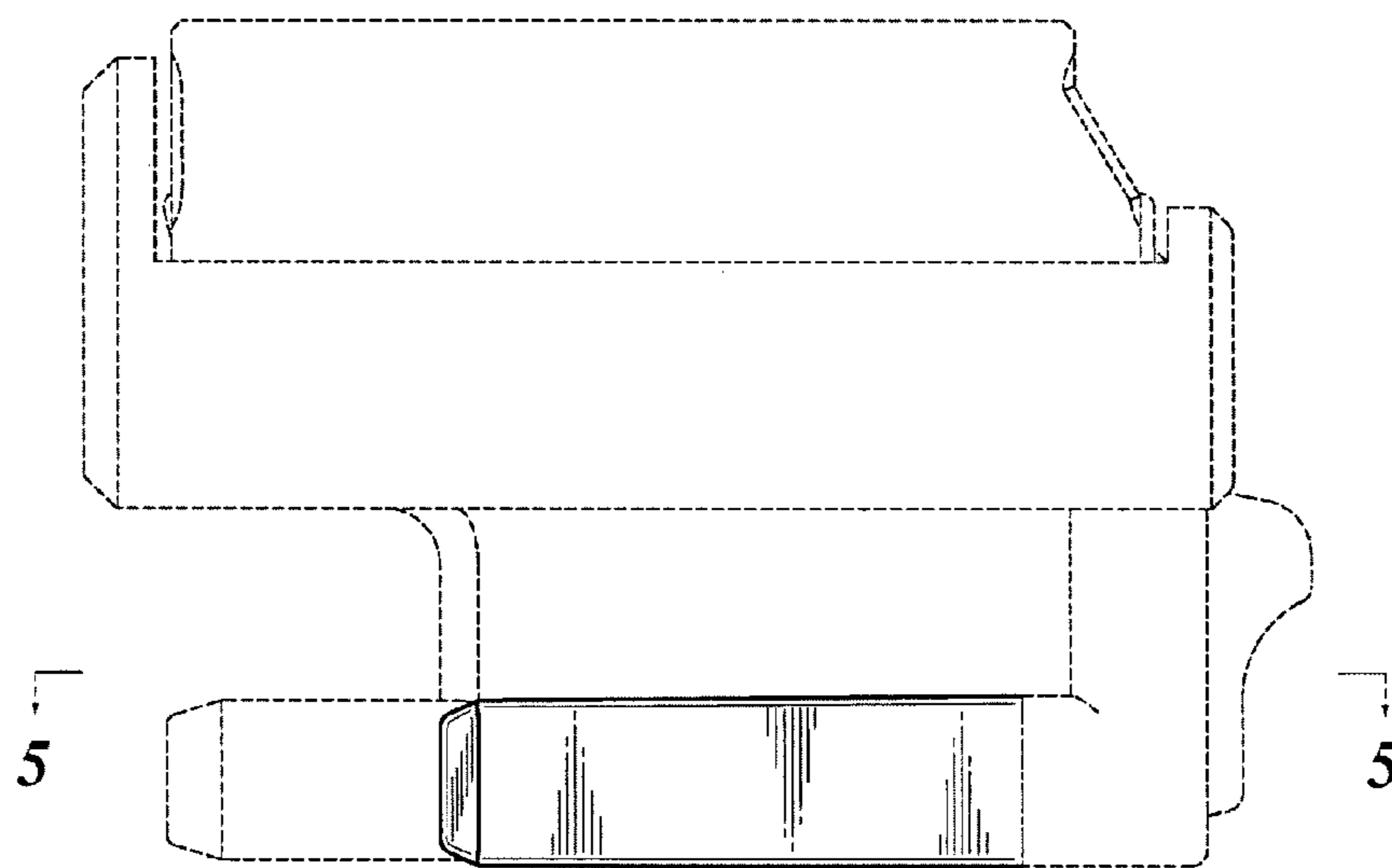


FIG. 5




FIG. 6

