



US00D709872S

(12) **United States Design Patent**  
**Park et al.**

(10) **Patent No.:** **US D709,872 S**  
(45) **Date of Patent:** **\*\* Jul. 29, 2014**

(54) **NOTEBOOK COMPUTER**

(71) Applicant: **Samsung Electronics Co., Ltd.**,  
Suwon-si (KR)  
(72) Inventors: **Jung-Hyun Park**, Yongin-Si (KR);  
**Yeo-Wan Yun**, Sungnam-Si (KR);  
**Se-Hun Oh**, Seoul (KR)

(73) Assignee: **Samsung Electronics Co., Ltd.**,  
Suwon-si (KR)

(\*\*) Term: **14 Years**

(21) Appl. No.: **29/446,900**

(22) Filed: **Feb. 28, 2013**

(30) **Foreign Application Priority Data**

Aug. 28, 2012 (KR) ..... 30-2012-0041119

(51) **LOC (10) Cl.** ..... **14-02**

(52) **U.S. Cl.**  
USPC ..... **D14/316**

(58) **Field of Classification Search**  
USPC ..... D14/315-327; D18/1, 2, 7, 11;  
235/145 A, 145 R; 341/22, 23; 345/104,  
345/156, 168, 169, 173; 361/679.08,  
361/679.09, 679.11, 679.26, 679.27

See application file for complete search history.

(56) **References Cited**

U.S. PATENT DOCUMENTS

6,847,520 B2 \* 1/2005 Hashimoto ..... 361/679.01  
6,870,740 B2 \* 3/2005 Hsu et al. .... 361/732  
D606,535 S \* 12/2009 Morooka et al. .... D14/316  
D643,426 S \* 8/2011 Arun ..... D14/316  
2004/0083577 A1 \* 5/2004 Lu et al. .... 16/367

\* cited by examiner

*Primary Examiner* — Freda S Nunn

(74) *Attorney, Agent, or Firm* — NSIP Law

(57) **CLAIM**

The ornamental design for a notebook computer, as shown and described.

**DESCRIPTION**

FIG. 1 is a front perspective view of a notebook computer; FIG. 2 is a front view of the notebook computer of FIG. 1; FIG. 3 is a rear view of the notebook computer of FIG. 1; FIG. 4 is a left-side view of the notebook computer of FIG. 1; FIG. 5 is a right-side view of the notebook computer of FIG. 1; FIG. 6 is a top plan view of the notebook computer of FIG. 1; FIG. 7 is a bottom plan view of the notebook computer of FIG. 1; FIG. 8 is an open perspective view of the notebook computer of FIG. 1, showing the upper display partially rotated; FIG. 9 is an open perspective view of the notebook computer of FIG. 1, showing the upper display rotated; and, FIG. 10 is a closed top plan view of the notebook computer of FIG. 1, showing the upper display turned up. Features shown in broken lines in FIGS. 2, 3, 4, 5, 7, 8, 9, and 10, form no part of the claimed design.

**1 Claim, 8 Drawing Sheets**




FIG. 1

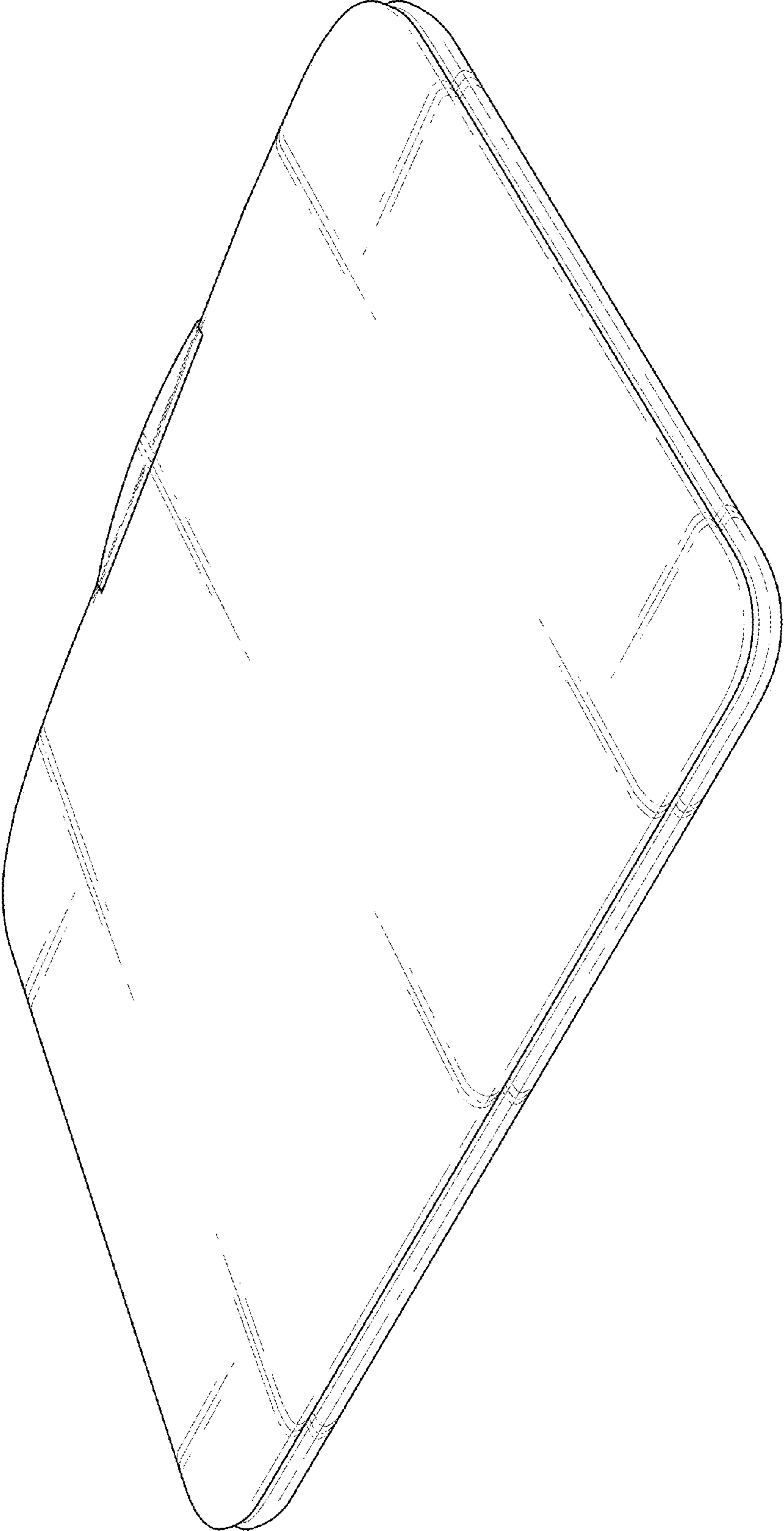


FIG. 2

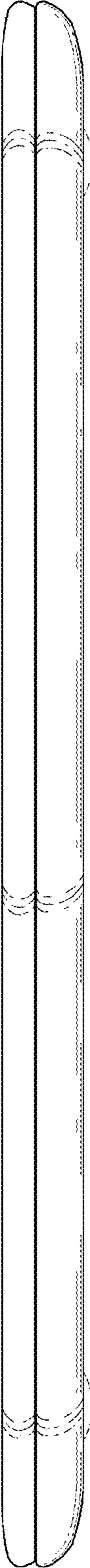


FIG. 3

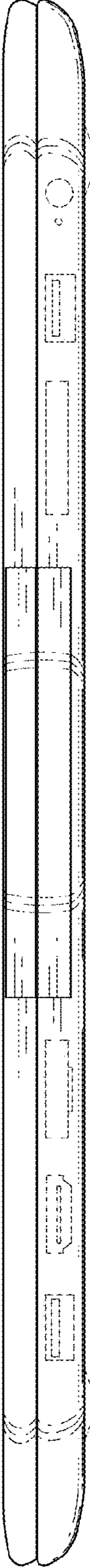


FIG. 4

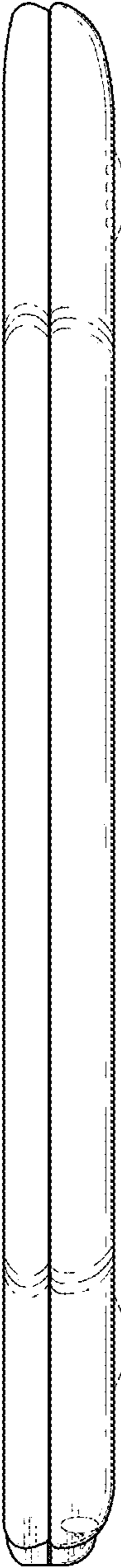


FIG. 5

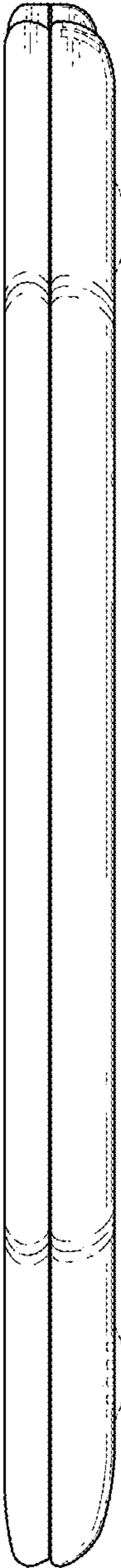


FIG. 6




FIG. 7






FIG. 8

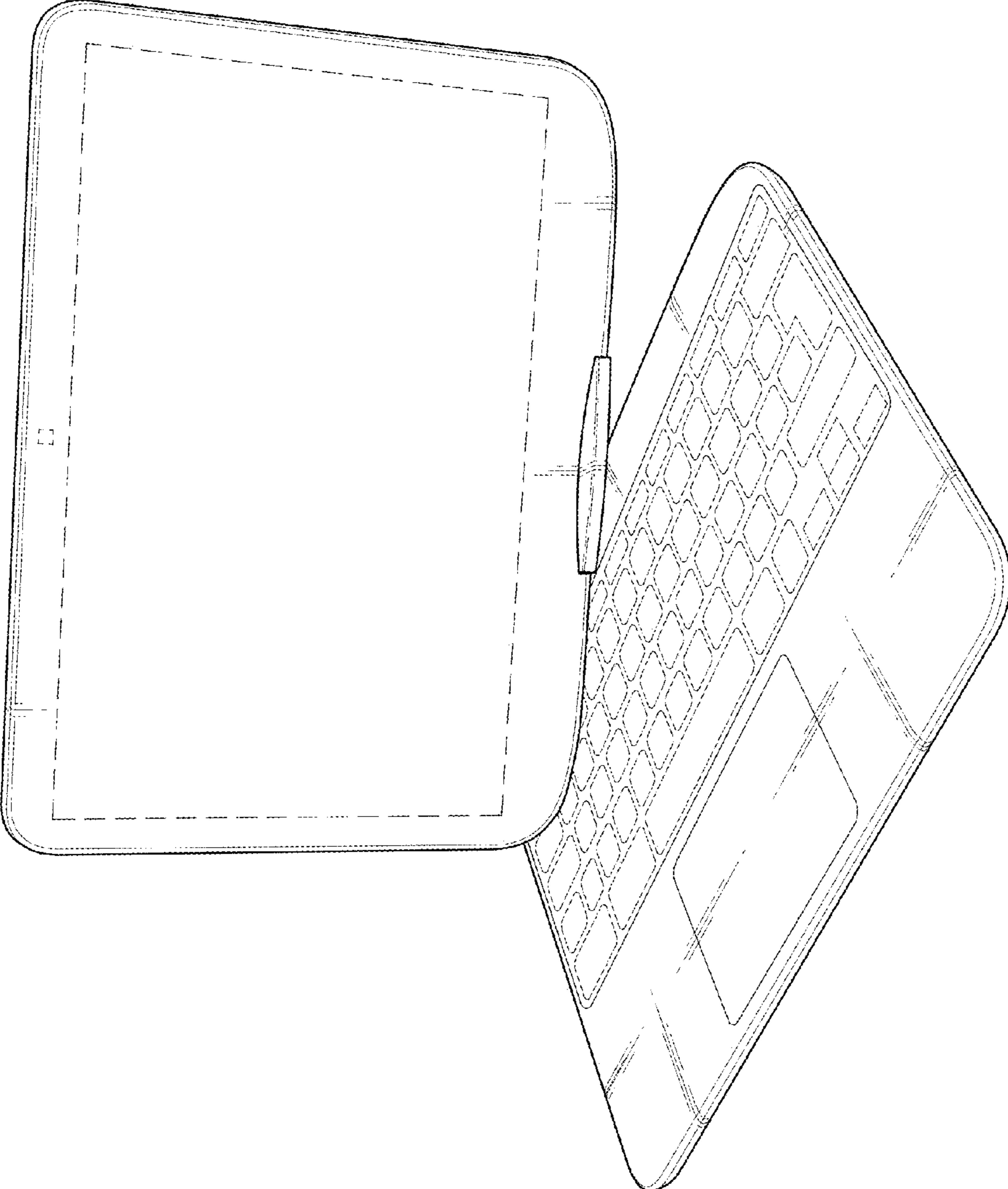


FIG. 9

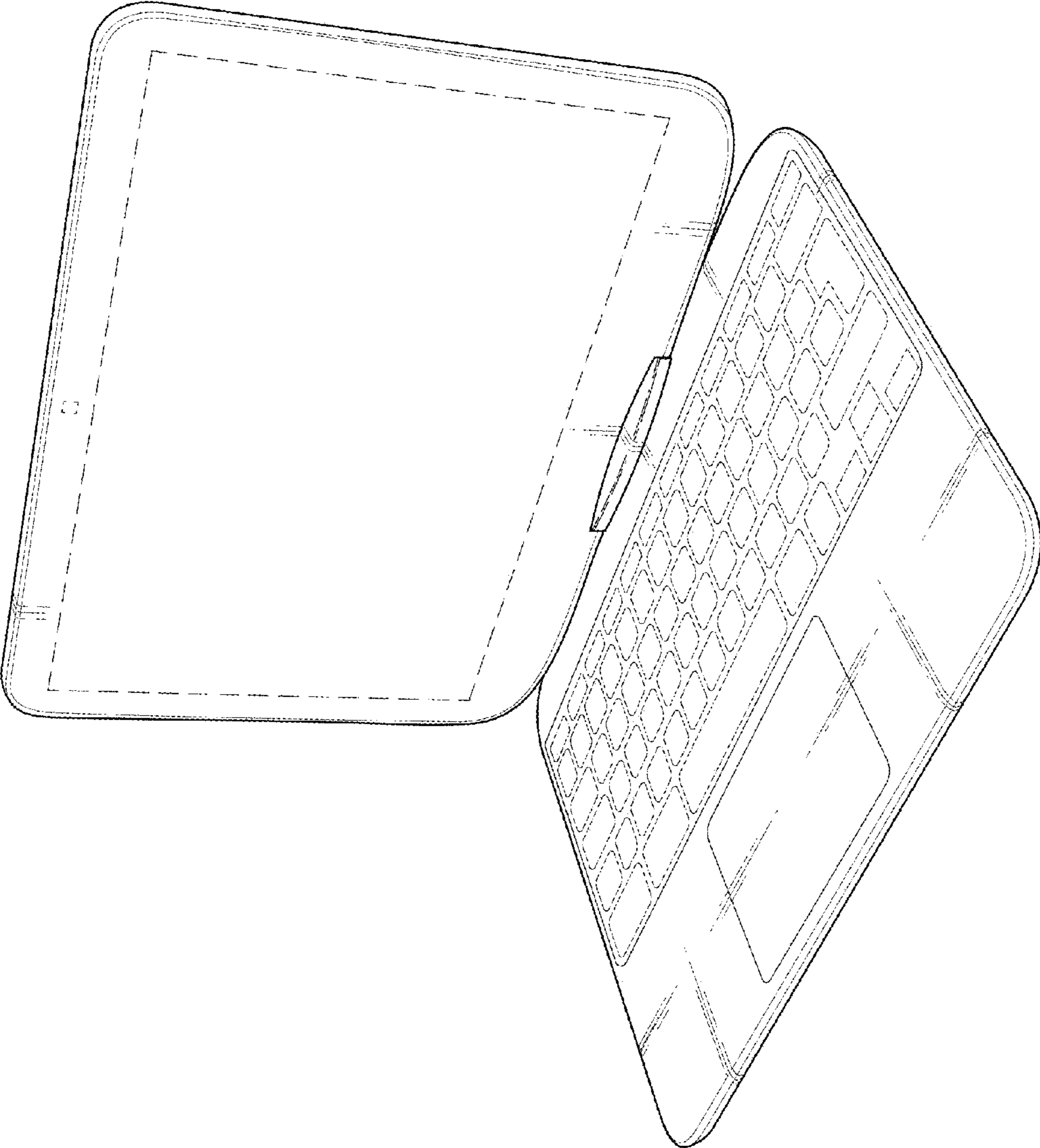




FIG. 10

