



US00D709859S

(12) **United States Design Patent**
O'Brien et al.

(10) **Patent No.:** **US D709,859 S**
(45) **Date of Patent:** **** Jul. 29, 2014**

(54) **RECEIVER**

(71) Applicant: **Phorus, Inc.**, Calabasas, CA (US)
(72) Inventors: **Darren Kelly O'Brien**, Nevada City, CA (US); **Dannie Lau**, Santa Clara, CA (US)
(73) Assignee: **Phorus, Inc.**, Calabasas, CA (US)

(**) Term: **14 Years**

(21) Appl. No.: **29/432,552**

(22) Filed: **Sep. 17, 2012**

(51) **LOC (10) Cl.** **14-03**

(52) **U.S. Cl.**
USPC **D14/188**

(58) **Field of Classification Search**
USPC D9/428, 549, 564; D14/155, 158, 159, D14/168, 171, 172, 188, 196, 204, 207, D14/209.1, 210–215, 219–222, 224, 265, D14/299, 433, 496, 498, 500, 509; 181/143, 181/144, 147, 148, 150–153, 157, 198, 181/199; 381/300–303, 306, 332, 333, 336, 381/345, 361–364, 386–388; 455/344–351

See application file for complete search history.

(56) **References Cited**

U.S. PATENT DOCUMENTS

D381,985 S *	8/1997	Maeyama	D14/194
D516,082 S *	2/2006	Lewis	D14/203.6
D591,269 S *	4/2009	Kim et al.	D14/216
D611,927 S *	3/2010	Hansen et al.	D14/188
D662,076 S *	6/2012	Ryu et al.	D14/188

* cited by examiner

Primary Examiner — Stella Reid

Assistant Examiner — Janice Lim

(74) *Attorney, Agent, or Firm* — William Johnson; Craig S. Fischer; Blake Welcher

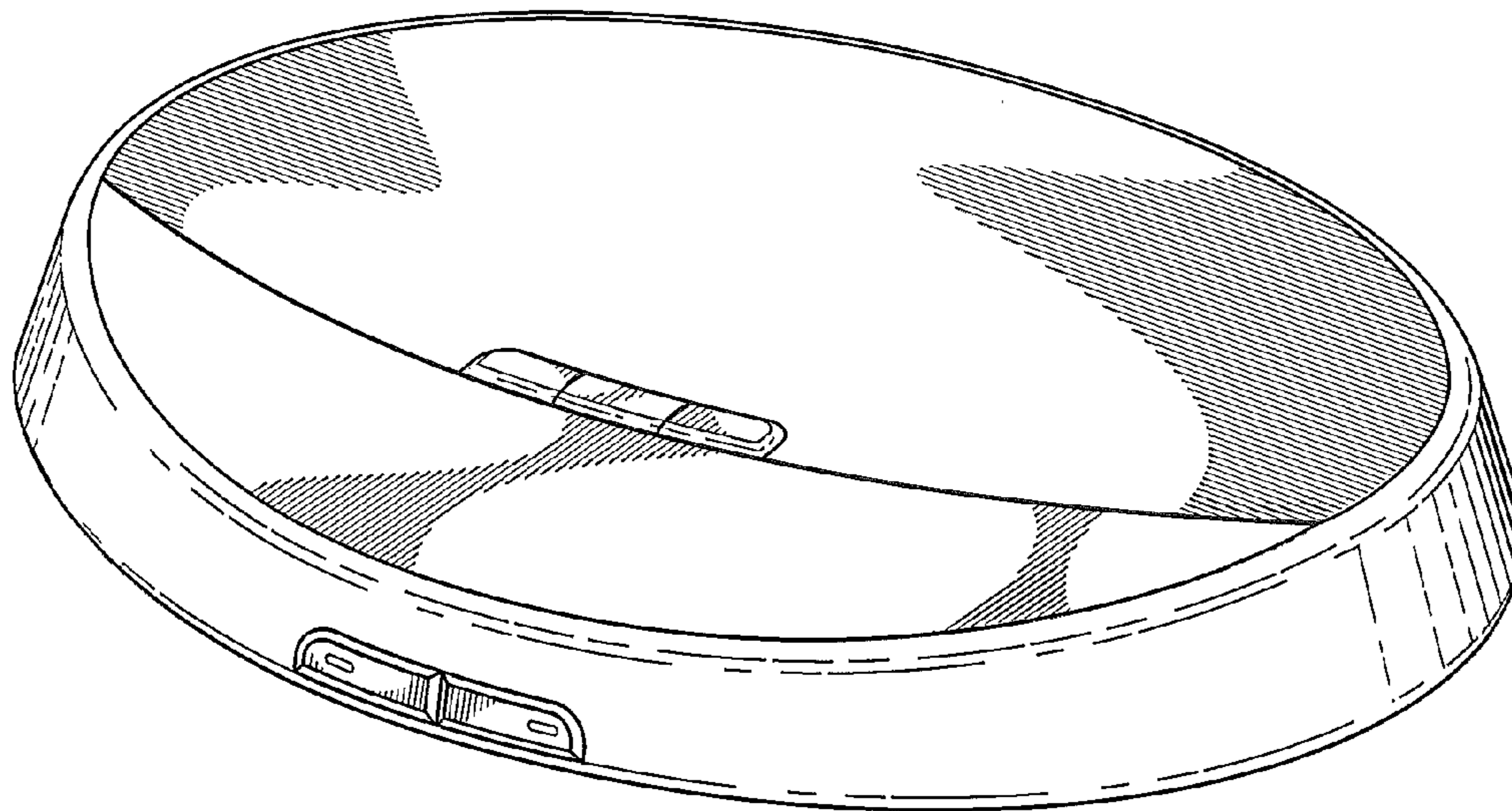
(57) **CLAIM**

The ornamental design for a receiver, as shown and described.

DESCRIPTION

FIG. 1 is a perspective view of the top, front, and right side of a receiver, showing our new design;
FIG. 2 is a top plan view of the receiver of FIG. 1;
FIG. 3 is a left side elevation view of the receiver of FIG. 1;
FIG. 4 is a front elevation view of the receiver of FIG. 1;
FIG. 5 is a bottom plan view of the receiver of FIG. 1; and,
FIG. 6 is a rear elevation view of the receiver of FIG. 1.

1 Claim, 2 Drawing Sheets



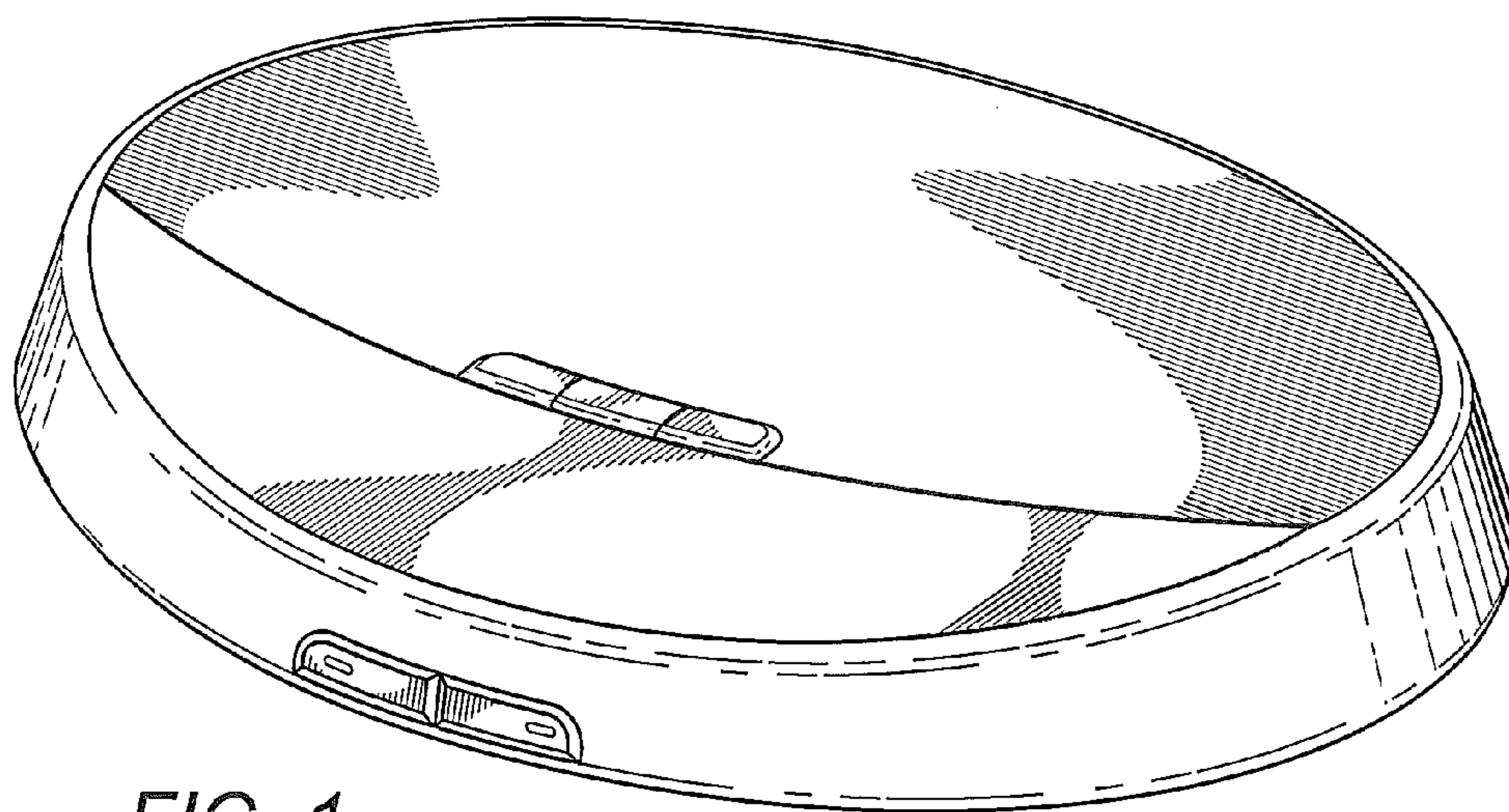


FIG. 1

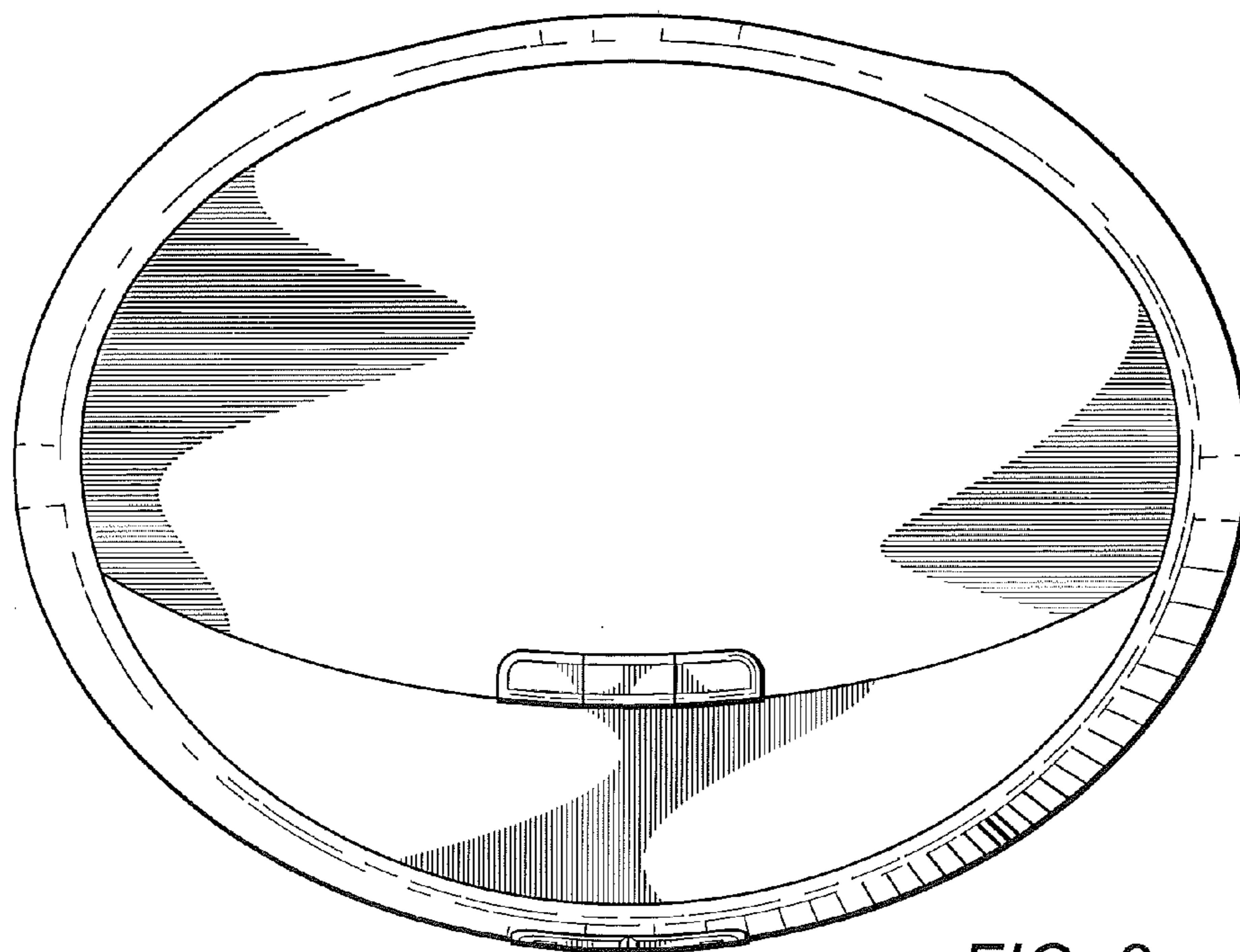


FIG. 2




FIG. 3

FIG. 4

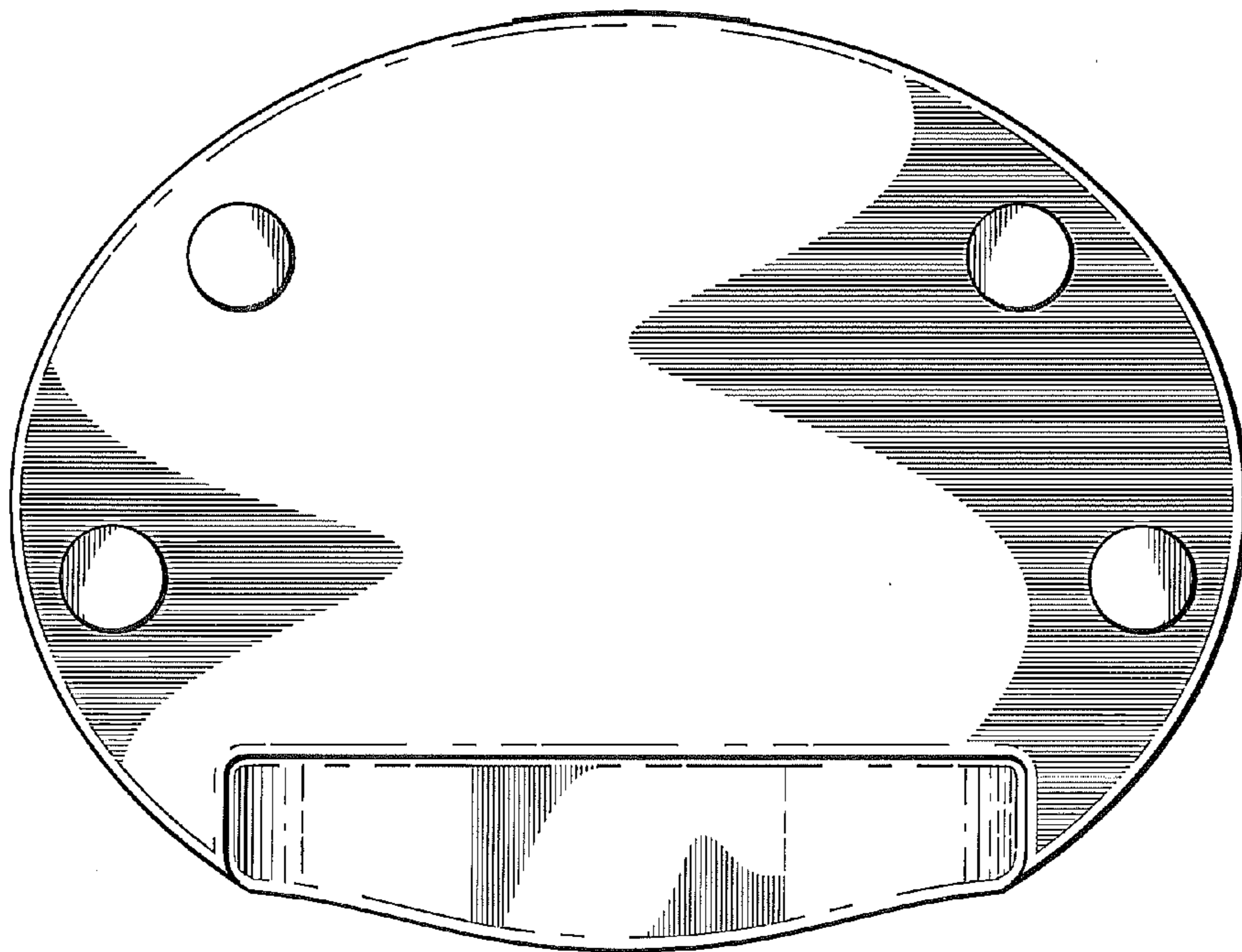
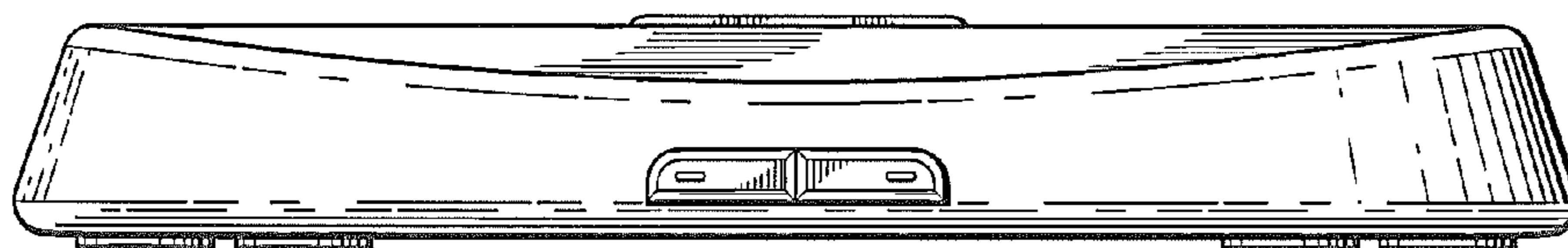


FIG. 5

FIG. 6

