

US00D709821S

(12) **United States Design Patent**  
**Fujita**

(10) **Patent No.:** **US D709,821 S**  
(45) **Date of Patent:** **\*\* Jul. 29, 2014**

(54) **SIDEWALL PORTION OF AN AUTOMOBILE TIRE**

(71) Applicant: **Bridgestone Corporation**, Chuo-ku (JP)

(72) Inventor: **Shungo Fujita**, Tokyo (JP)

(73) Assignee: **Bridgestone Corporation**, Tokyo (JP)

(\*\*) Term: **14 Years**

(21) Appl. No.: **29/472,545**

(22) Filed: **Nov. 13, 2013**

(30) **Foreign Application Priority Data**

May 14, 2013 (JP) ..... 2013-010493

(51) **LOC (10) Cl.** ..... **12-15**

(52) **U.S. Cl.**  
USPC ..... **D12/605**

(58) **Field of Classification Search**  
USPC ..... D12/500-501, 544, 579, 600-605;  
152/523-524, DIG. 12, 555; D7/588,  
D7/396.4-396.5  
See application file for complete search history.

(56) **References Cited**

**U.S. PATENT DOCUMENTS**

D380,718 S *	7/1997	Ratliff, Jr. ....	D12/605
D420,957 S	2/2000	Yanez	
D432,060 S	10/2000	Baker	
D541,211 S *	4/2007	Shondel et al. ....	D12/605
D569,791 S *	5/2008	Iwabuchi et al. ....	D12/605
D576,544 S *	9/2008	Onoe	D12/605
D584,222 S *	1/2009	Ohashi	D12/605
D596,117 S *	7/2009	Yonetsu	D12/605
D597,025 S *	7/2009	Fujita	D12/605
D600,199 S *	9/2009	Ibaraki	D12/605
D626,502 S *	11/2010	Nakamura	D12/605
D647,044 S *	10/2011	Takemoto	D12/605

D647,473 S *	10/2011	Kujime	D12/605
D647,474 S *	10/2011	Takahashi	D12/605
D668,210 S *	10/2012	Sato	D12/605
D670,643 S *	11/2012	Kuwano	D12/605
D670,644 S *	11/2012	Miyazaki	D12/605
D671,066 S *	11/2012	Morito et al.	D12/605
D683,695 S *	6/2013	Takeshima	D12/605
D684,109 S *	6/2013	Iwabuchi	D12/605

**FOREIGN PATENT DOCUMENTS**

JP	9-323513 A	12/1997
JP	1073006 S	6/2000
JP	1137214 S	3/2002
JP	1393599 S	7/2013

**OTHER PUBLICATIONS**

Japanese Design Gazette issued in Japanese Design Application No. 2013-010493 dated Jan. 6, 2014.

(Continued)

*Primary Examiner* — Stacia Cadmus

(74) *Attorney, Agent, or Firm* — Sughrue Mion, PLLC

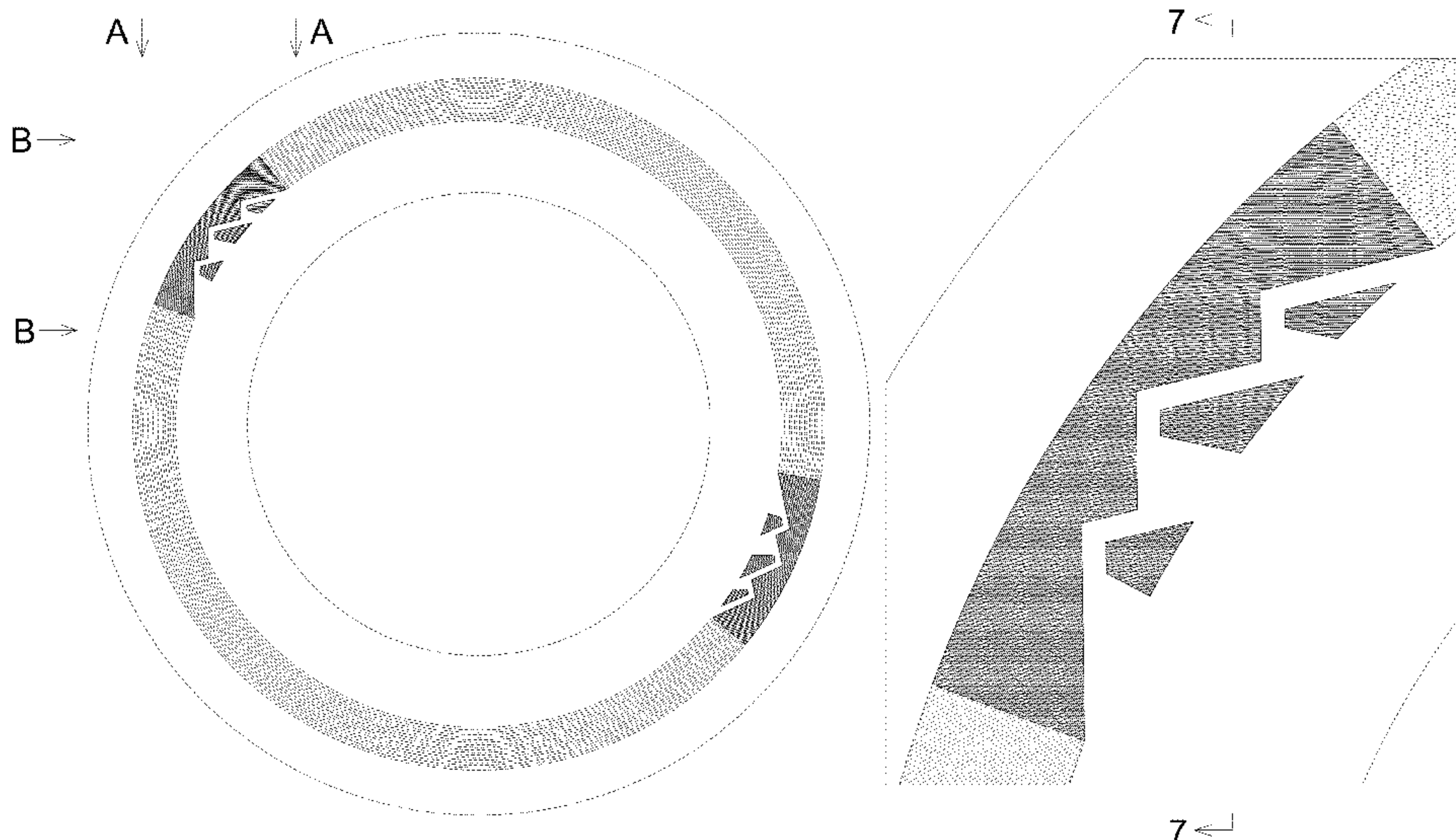
(57) **CLAIM**

The ornamental design for a sidewall portion of an automobile tire, as shown and described.

**DESCRIPTION**

FIG. 1 is a perspective view of sidewall portion of an automobile tire according to my new design;  
FIG. 2 is a front view thereof;  
FIG. 3 is a top view thereof;  
FIG. 4 is a right side view thereof;  
FIG. 5 is a rear view thereof;  
FIG. 6 is a fragmentary enlarged view showing the details of the sidewall portion in the area defined by lines A-A and B-B in FIG. 2; and,  
FIG. 7 is a section view taken along line 7-7 in FIG. 6.

**1 Claim, 7 Drawing Sheets**



(56)

**References Cited**

OTHER PUBLICATIONS

Car and Driver, No. 17, vol. 29, (published on Sep. 10, 2006), p. 154  
(JPO Design Division Prior Art Ref. No. HA18011250).

Bridgestone Corporation HP, News Release: "New Release of additional series of 'Blizzak REV02," published on Jul. 2, 2007. (JPO Design Division Prior Art Ref. No. HJ19033894).

\* cited by examiner

*FIG. 1*

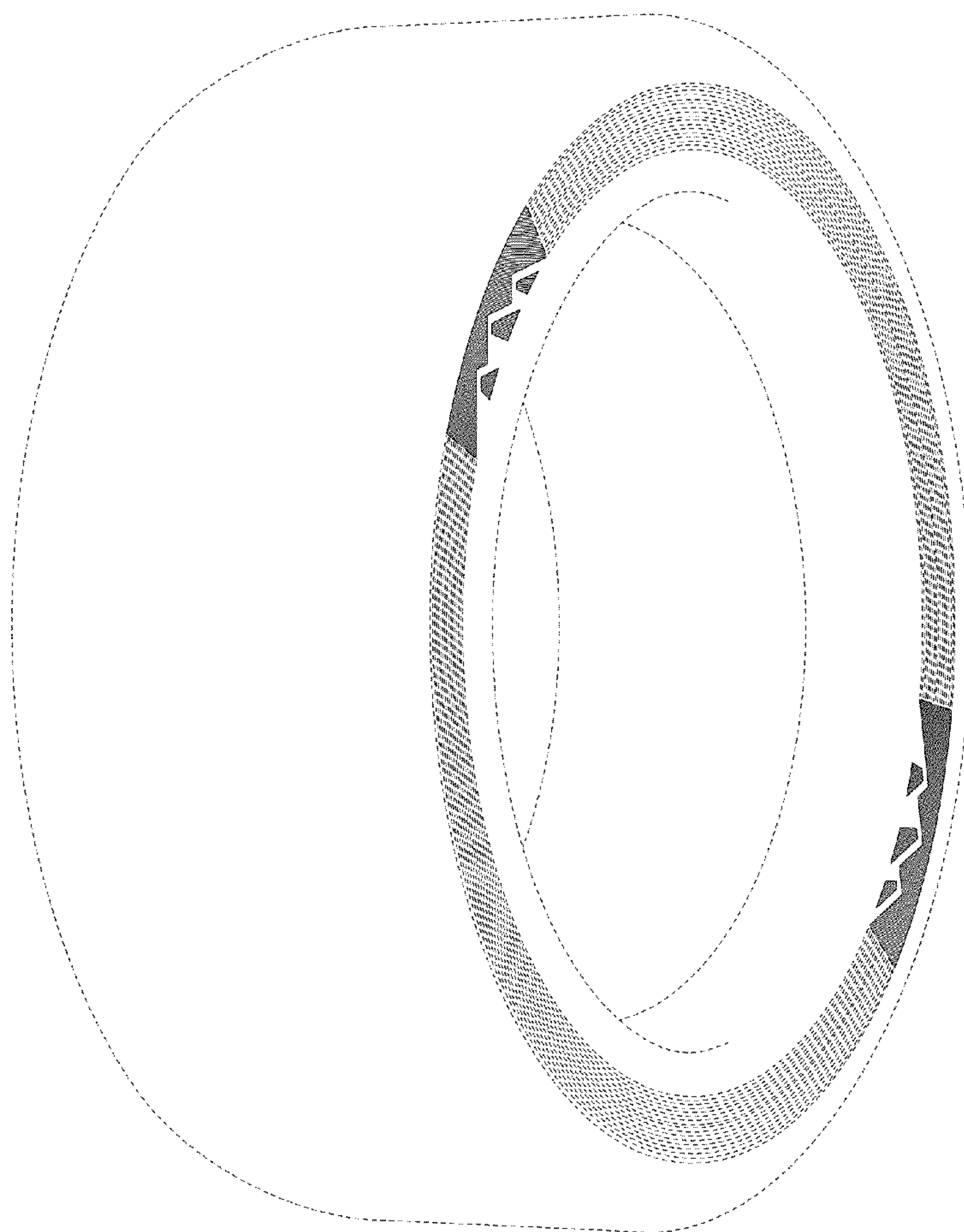
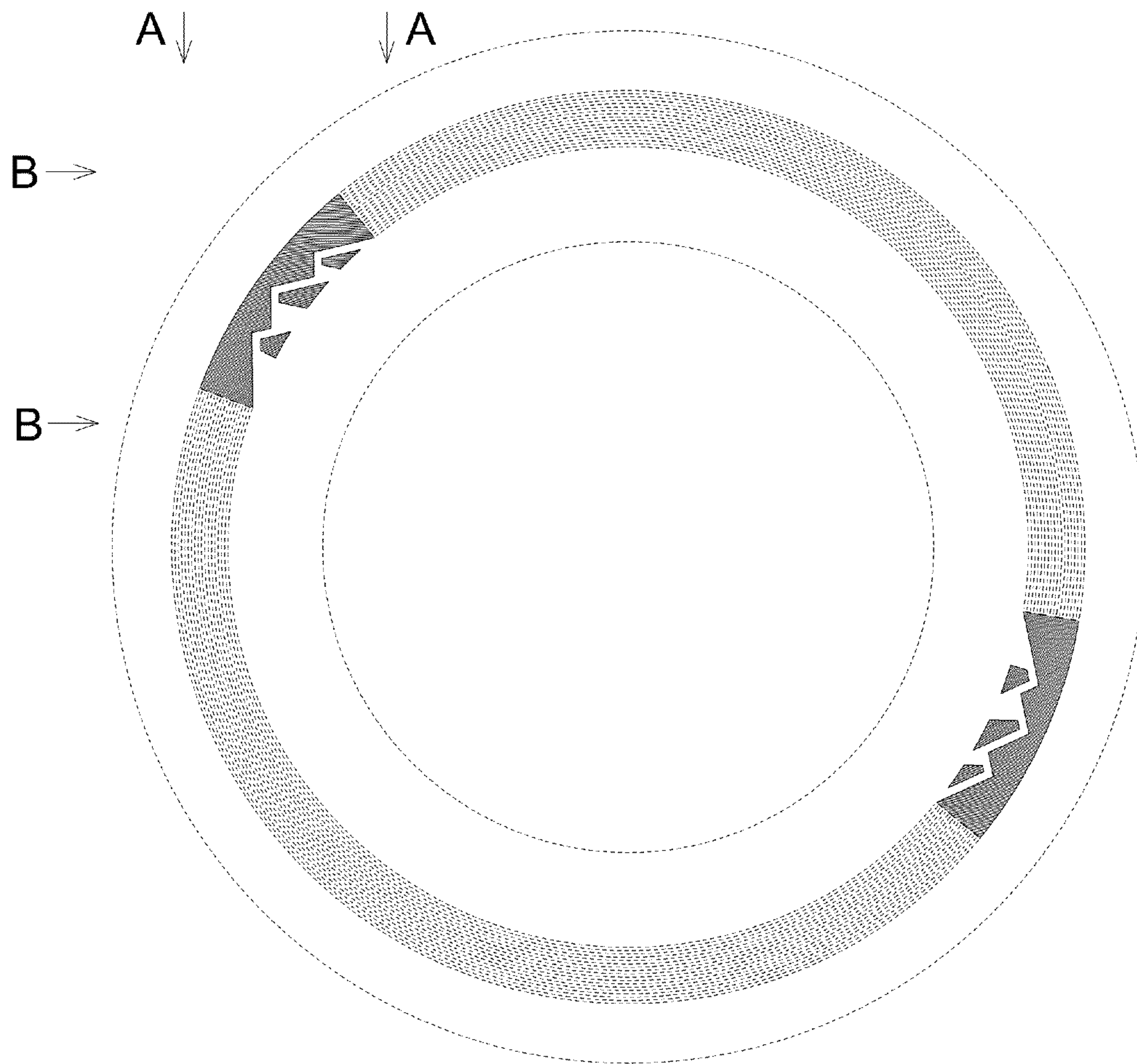


FIG. 2






*FIG. 3*



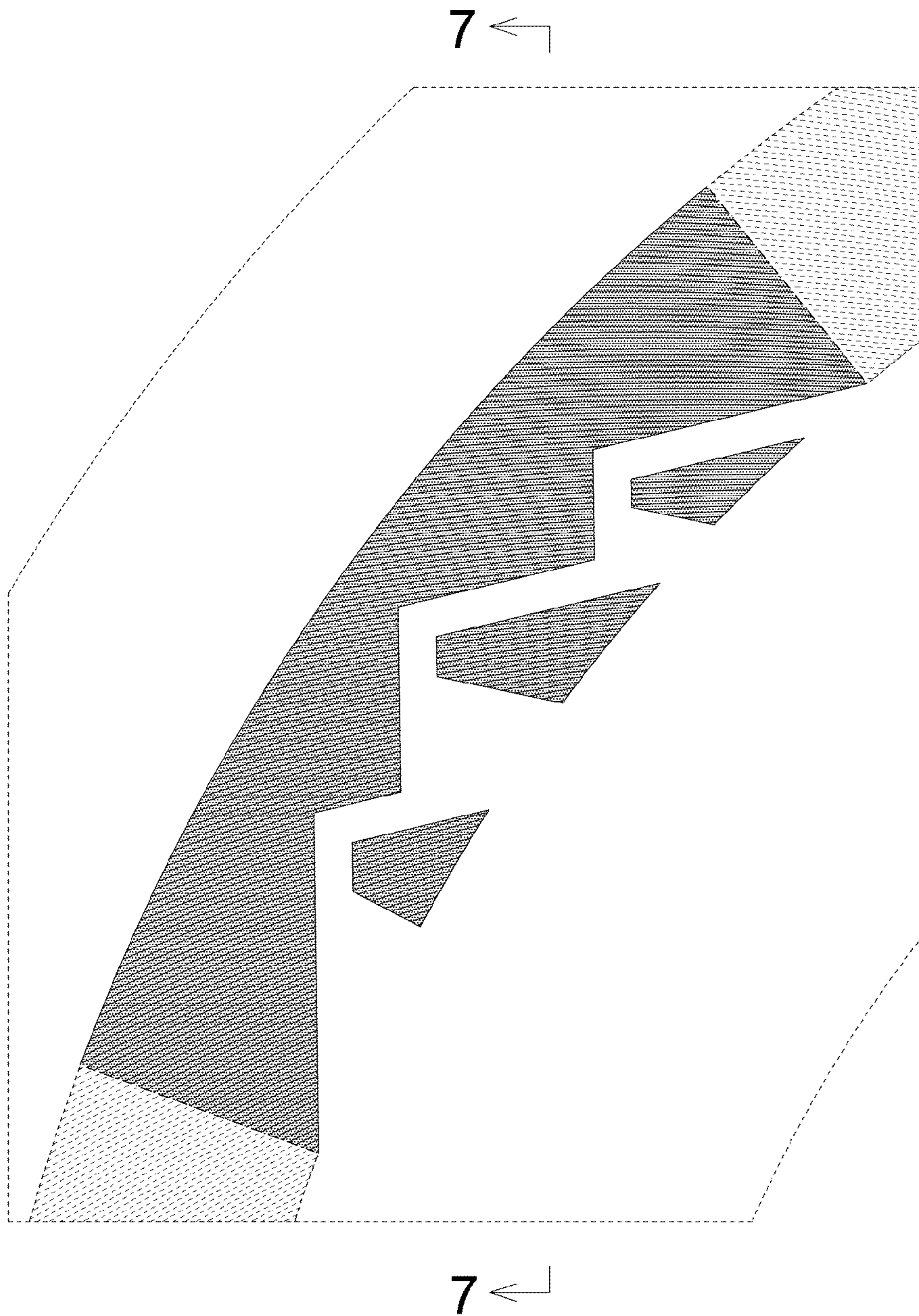
*FIG. 4*



*FIG. 5*



*FIG. 6*





*FIG. 7*

