



US00D709799S

(12) **United States Design Patent**
Kato et al.

(10) **Patent No.:** **US D709,799 S**
(45) **Date of Patent:** **** Jul. 29, 2014**

(54) **MOTOR VEHICLE AND/OR TOY REPLICA THEREOF**

- (71) Applicant: **Toyota Jidosha Kabushiki Kaisha**,
Toyota (JP)
 - (72) Inventors: **Shinno Kato**, Miyoshi (JP); **Masaaki Yagi**,
Miyoshi (JP); **Masaki Okue**, Chofu (JP)
 - (73) Assignee: **Toyota Jidosha Kabushiki Kaisha** (JP)
 - (**) Term: **14 Years**
 - (21) Appl. No.: **29/448,556**
 - (22) Filed: **Mar. 13, 2013**
 - (51) **LOC (10) Cl.** **12-08**
 - (52) **U.S. Cl.**
USPC **D12/91**
 - (58) **Field of Classification Search**
USPC D12/86, 90-92, 88; D21/424, 433, 434;
296/181.1, 181.5
- See application file for complete search history.

(56) **References Cited**

U.S. PATENT DOCUMENTS

D669,000	S	*	10/2012	Uchiyama et al.	D12/92
D671,036	S	*	11/2012	Inatomi et al.	D12/92
D683,660	S	*	6/2013	Sugiura et al.	D12/92
D687,348	S	*	8/2013	Nurnberger	D12/92
D689,398	S	*	9/2013	Fukui et al.	D12/91
D696,979	S	*	1/2014	Dyson	D12/92
D699,154	S	*	2/2014	Liu	D12/91
D699,155	S	*	2/2014	Okue et al.	D12/91

OTHER PUBLICATIONS

Citroen, Citroen Numero 9 Concept, Netcarshow.com, http://www.netcarshow.com/citroen/2012-numero_9_concept/1280x960/wallpaper_06.htm, http://www.netcarshow.com/citroen/2012-numero_9_concept/1024x768/wallpaper_1f.htm, http://www.netcarshow.com/citroen/2012-numero_9_concept/1024x768/wallpaper_16.htm, available in 2012.

Toyota, Toyota Estima, Toyota Official Website (in Japanese), http://toyota.jp/estima/002_p_012/exterior/gallery/index.html, available May 8, 2012.

* cited by examiner

Primary Examiner — Melody Brown

(74) *Attorney, Agent, or Firm* — SAIDMAN DesignLaw Group


(57) **CLAIM**

The ornamental design for a motor vehicle and/or toy replica thereof, as shown and described.

DESCRIPTION

FIG. 1 is a front, perspective view of a motor vehicle and/or toy replica thereof showing our new design;
 FIG. 2 is a rear, perspective view thereof;
 FIG. 3 is a right side view thereof, the left side view being a mirror image.
 FIG. 4 is a top view thereof;
 FIG. 5 is a front view thereof; and,
 FIG. 6 is a rear view thereof.

1 Claim, 3 Drawing Sheets






FIG. 1




FIG. 2

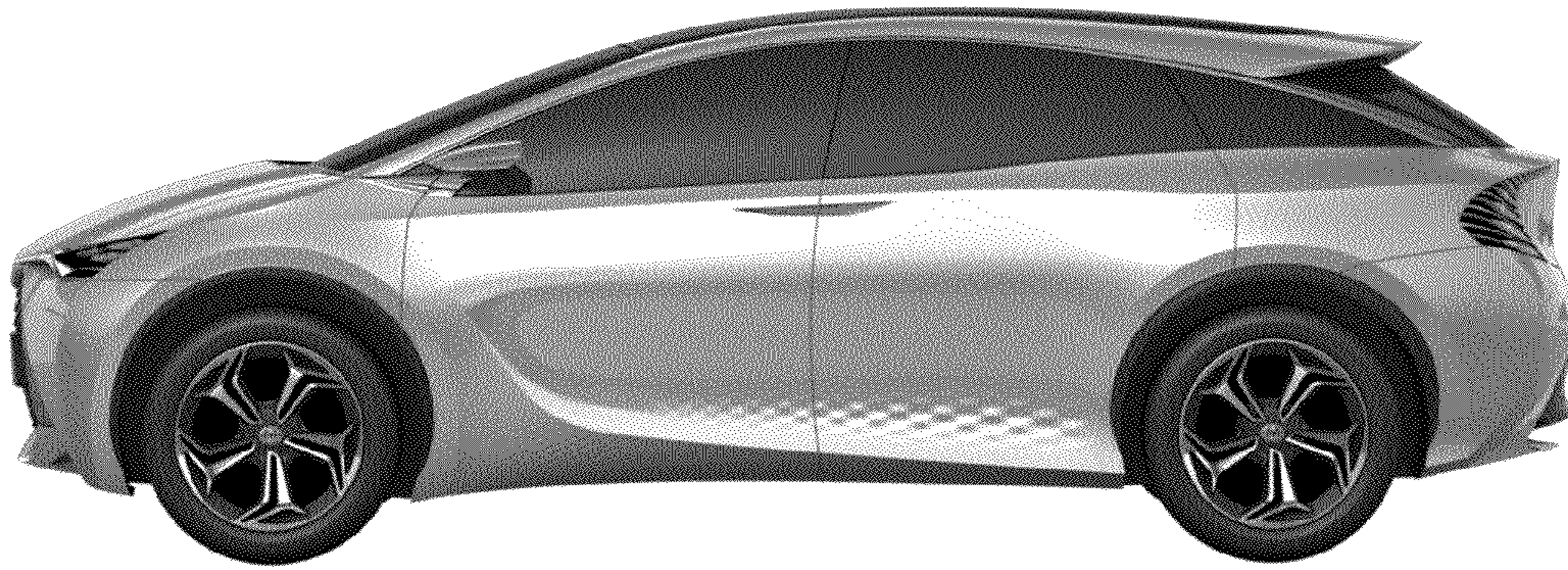


FIG. 3

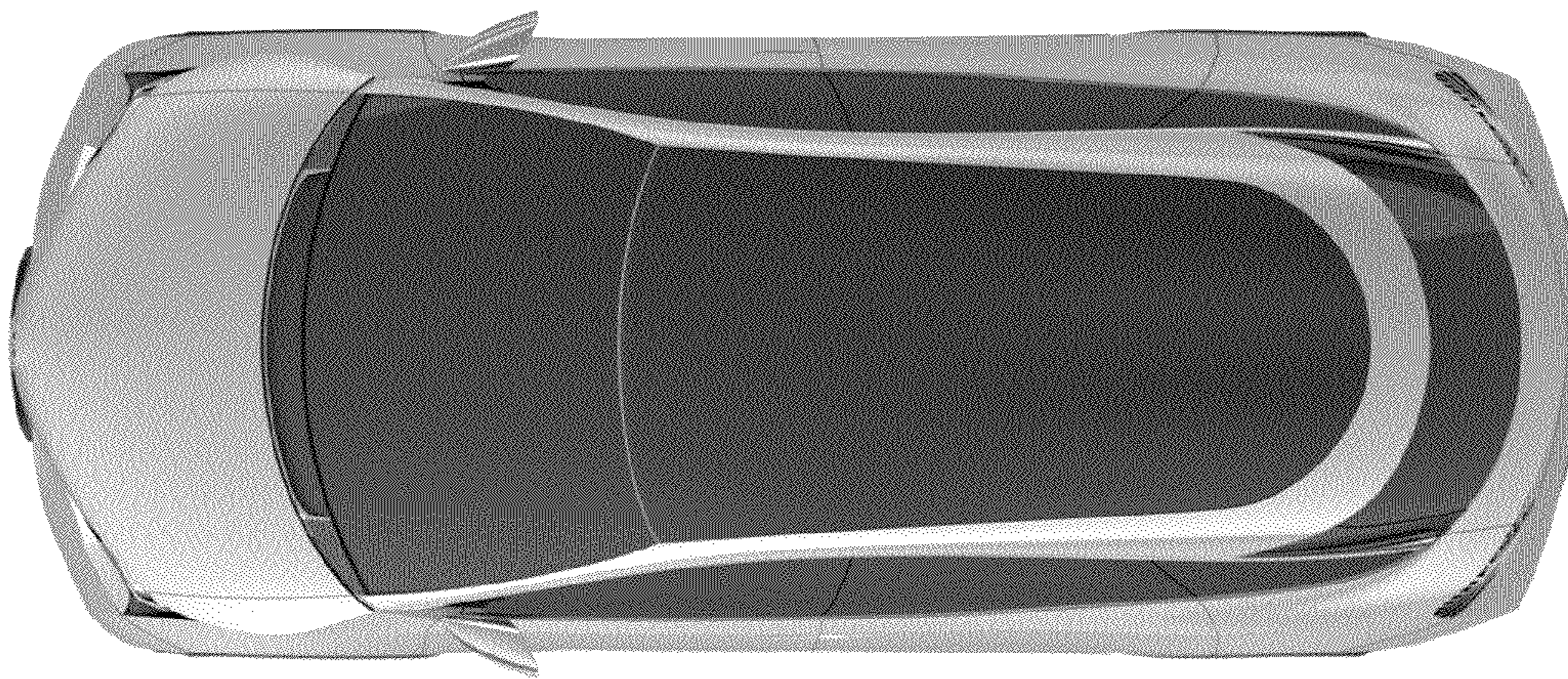


FIG. 4




FIG. 5



FIG. 6