



US00D709769S

(12) **United States Design Patent**
Yourist

(10) **Patent No.:** **US D709,769 S**
(45) **Date of Patent:** **** Jul. 29, 2014**

- (54) **CONTAINER**
- (71) Applicant: **Graham Packaging Company, L.P.**,
York, PA (US)
- (72) Inventor: **Sheldon E. Yourist**, York, PA (US)
- (73) Assignee: **Graham Packaging Company, L.P.**,
York, PA (US)
- (**) Term: **14 Years**
- (21) Appl. No.: **29/432,876**
- (22) Filed: **Sep. 21, 2012**
- (51) **LOC (10) Cl.** **09-01**
- (52) **U.S. Cl.**
USPC **D9/516; D9/542**
- (58) **Field of Classification Search**
CPC B65D 1/00; B65D 1/02; B65D 1/0223;
B65D 1/40; B65D 1/42; B65D 1/44; B65D
23/00; B65D 2501/00; B65D 2501/0009;
B65D 2501/0036; B65D 2501/0081
USPC D9/516, 530, 541–543, 559–560, 563,
D9/565, 570–575; 215/379, 381–384;
220/660, 669–670, 672, 675
See application file for complete search history.

D458,146	S *	6/2002	Sadeghi et al.	D9/560
6,398,052	B1	6/2002	Cheng et al.		
6,494,333	B2	12/2002	Sasaki et al.		
D502,403	S *	3/2005	Chirico	D9/542
D528,421	S *	9/2006	Sasaki et al.	D9/516
D530,212	S	10/2006	Darr et al.		
7,350,658	B2	4/2008	Bourque et al.		
D573,031	S *	7/2008	Hestehave	D9/541
D577,593	S *	9/2008	Hestehave	D9/541
D578,007	S *	10/2008	Hestehave	D9/541
D578,399	S *	10/2008	Hestehave	D9/541
D579,338	S *	10/2008	Hestehave	D9/541
D617,203	S *	6/2010	Yourist	D9/544
D623,952	S *	9/2010	Yourist et al.	D9/516
D674,284	S *	1/2013	Harris et al.	D9/543
D674,702	S *	1/2013	Harris et al.	D9/542
D676,329	S *	2/2013	Yourist	D9/541

(Continued)

FOREIGN PATENT DOCUMENTS

JP 7-076333 3/1995
Primary Examiner — Ian Simmons
Assistant Examiner — Dana L Meyrow
 (74) *Attorney, Agent, or Firm* — Baker Botts L.L.P.

(57) **CLAIM**
 The ornamental design for a container, as shown and described.

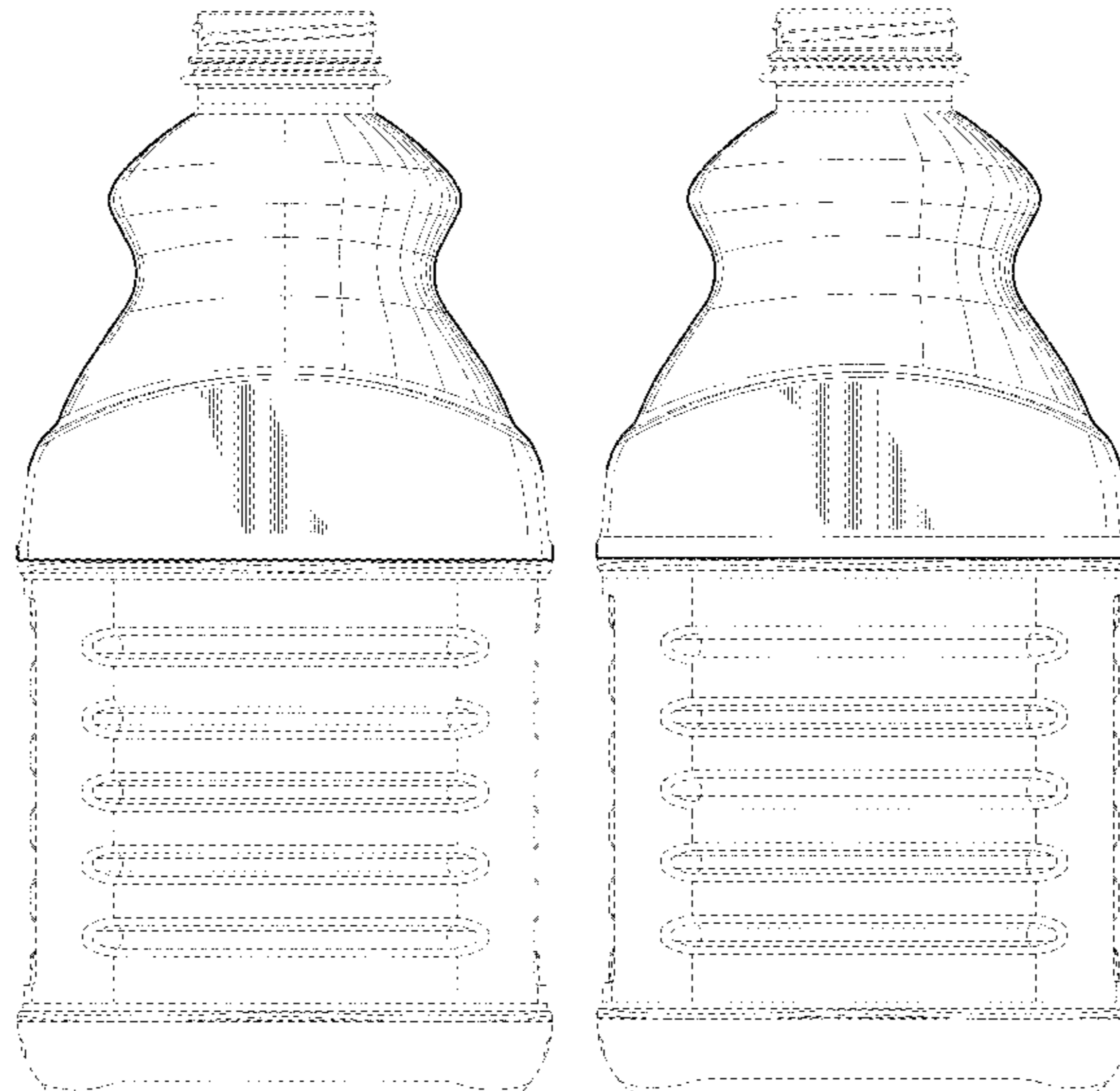
DESCRIPTION

FIG. 1 is a perspective view showing my new design;
 FIG. 2 is a second perspective view;
 FIG. 3 is a front elevational view;
 FIG. 4 is a rear elevational view;
 FIG. 5 is a first side elevational view;
 FIG. 6 is second side elevational view;
 FIG. 7 is a top plan view; and,
 FIG. 8 is a bottom plan view.
 The broken lines in the drawings depict probable environment only and form no part of the claimed design.

1 Claim, 7 Drawing Sheets

(56) **References Cited**
U.S. PATENT DOCUMENTS

3,225,950	A	12/1965	Josephsen et al.		
D217,439	S *	5/1970	Platte	D9/543
D224,286	S *	7/1972	Rosefeld	D9/542
D272,889	S *	3/1984	Walton	D9/520
D290,342	S *	6/1987	Lyons	D9/571
D352,461	S *	11/1994	Flanagan et al.	D9/542
D353,335	S *	12/1994	Cox	D9/541
D353,542	S *	12/1994	Beaver	D9/541
D354,685	S *	1/1995	Krishnakumar et al.	D9/543
5,637,167	A	6/1997	Krishnakumar et al.		
D452,444	S	12/2001	Iizuka et al.		



(56)

References Cited

U.S. PATENT DOCUMENTS

2005/0045645 A1 3/2005 Tsutsui et al.
2005/0092708 A1 5/2005 Heisner et al.
2005/0211660 A1 9/2005 Galownia et al.

2006/0175284 A1 8/2006 Noll et al.
2007/0187354 A1 8/2007 Sasaki
2009/0266786 A1 10/2009 Sasaki
2010/0006535 A1 1/2010 Ogg

* cited by examiner

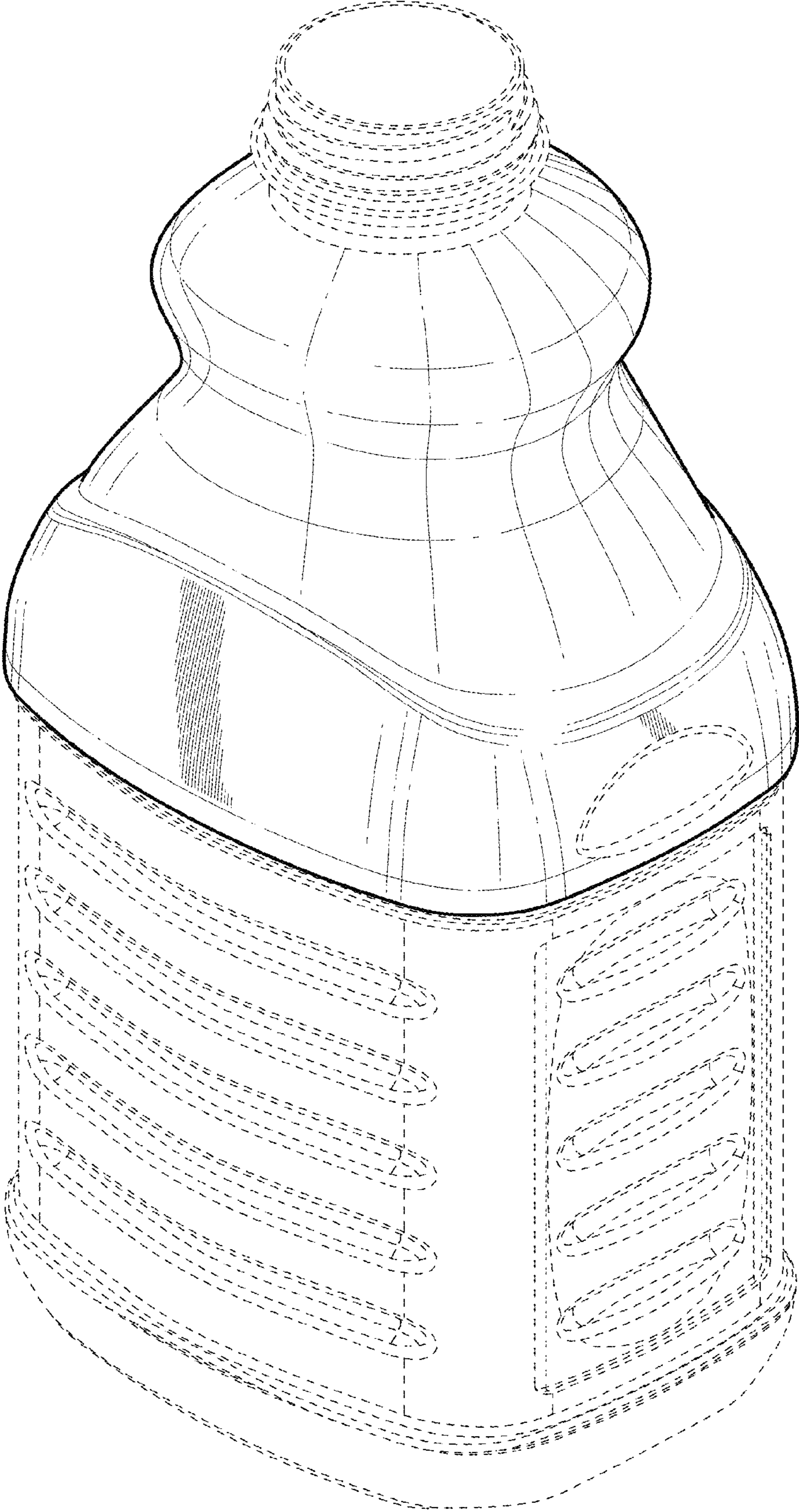


FIG. 1

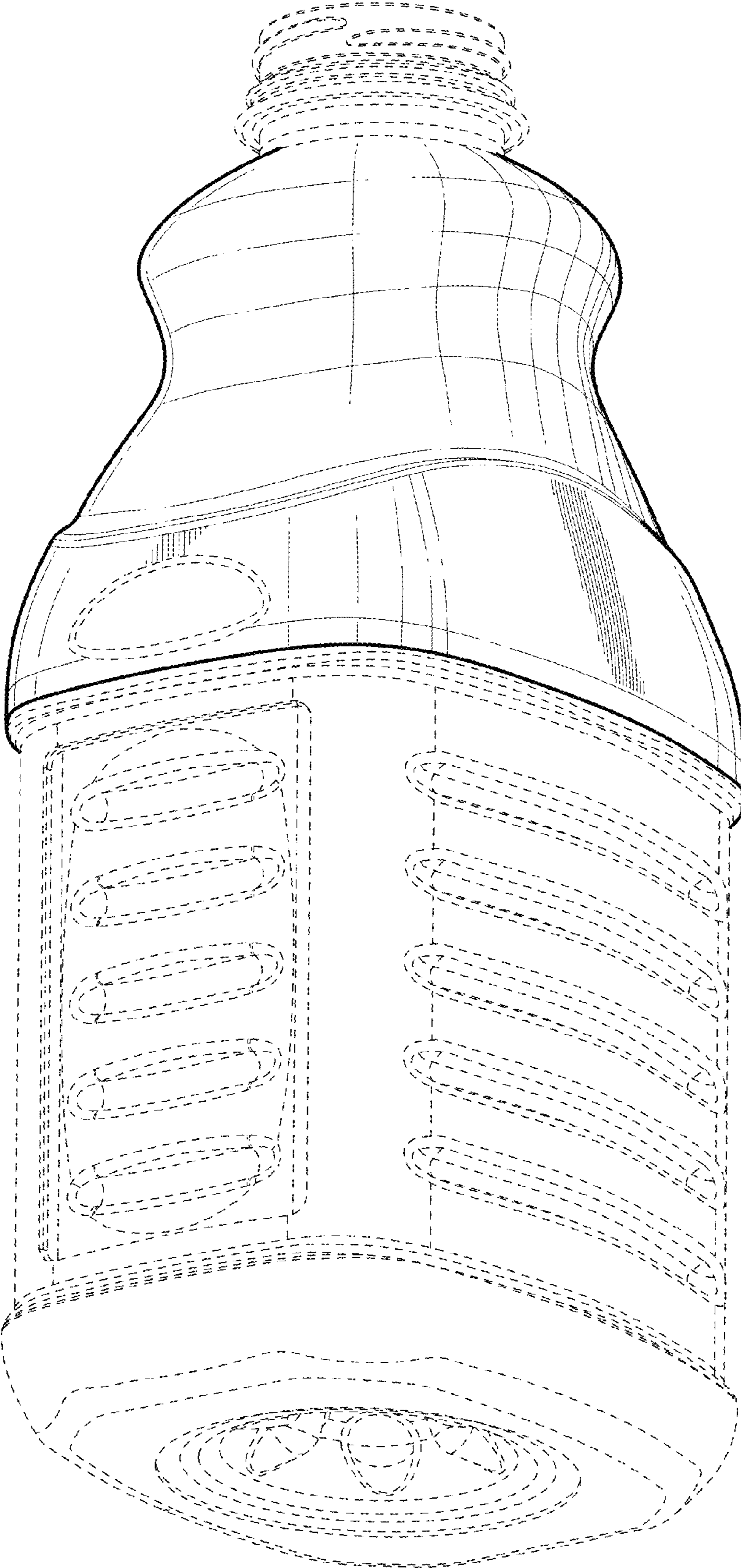


FIG. 2

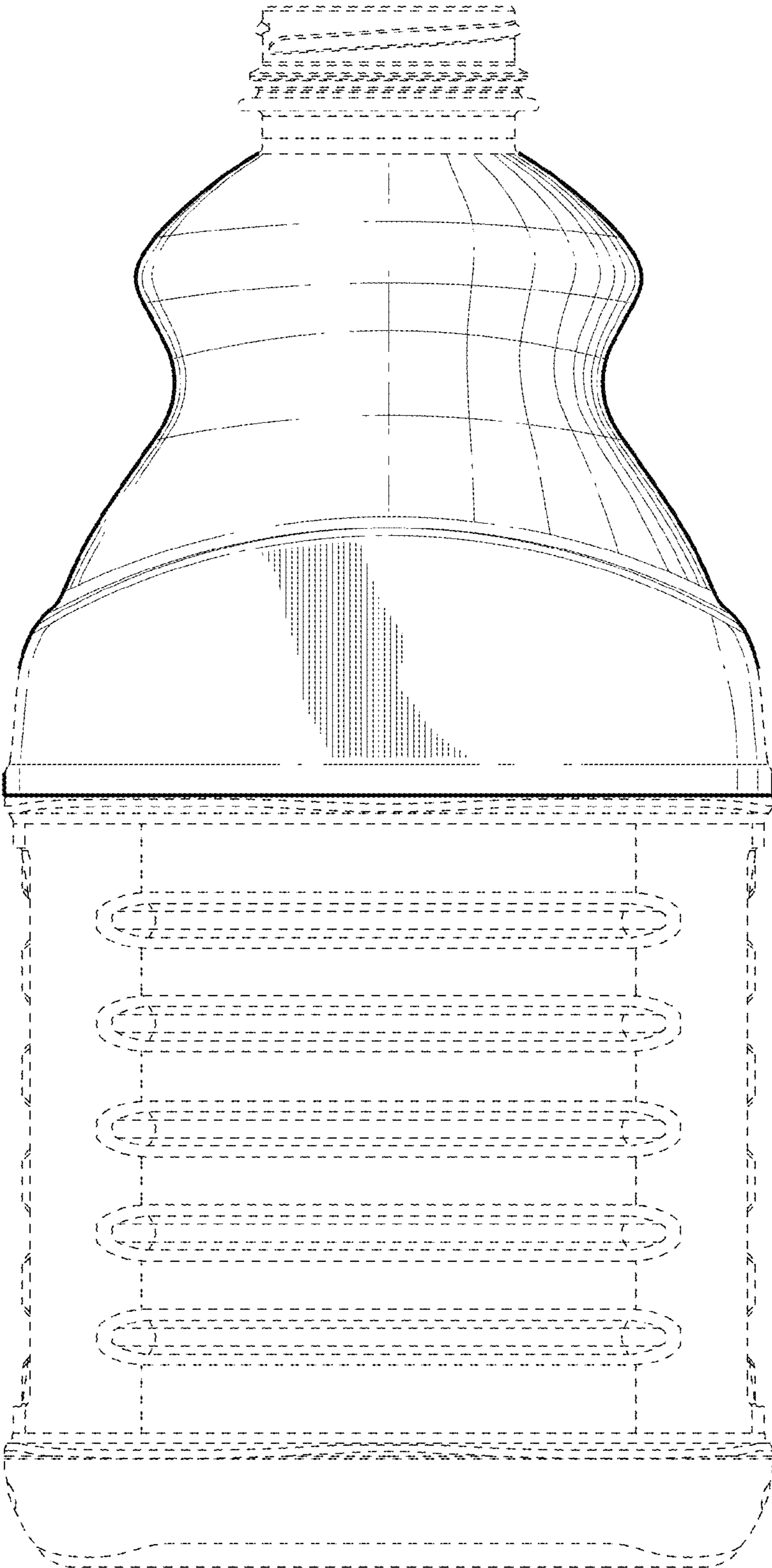


FIG. 3

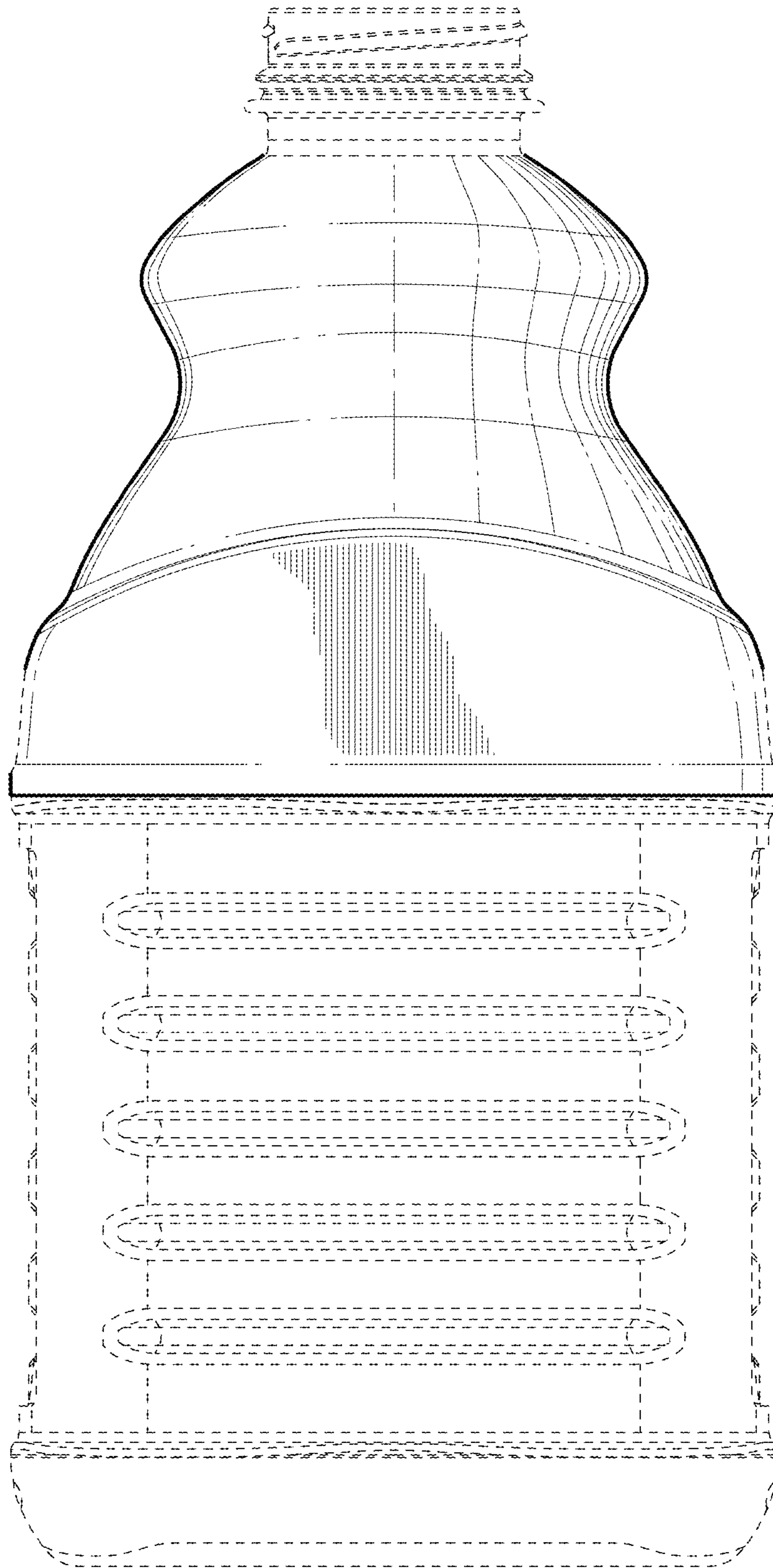


FIG. 4

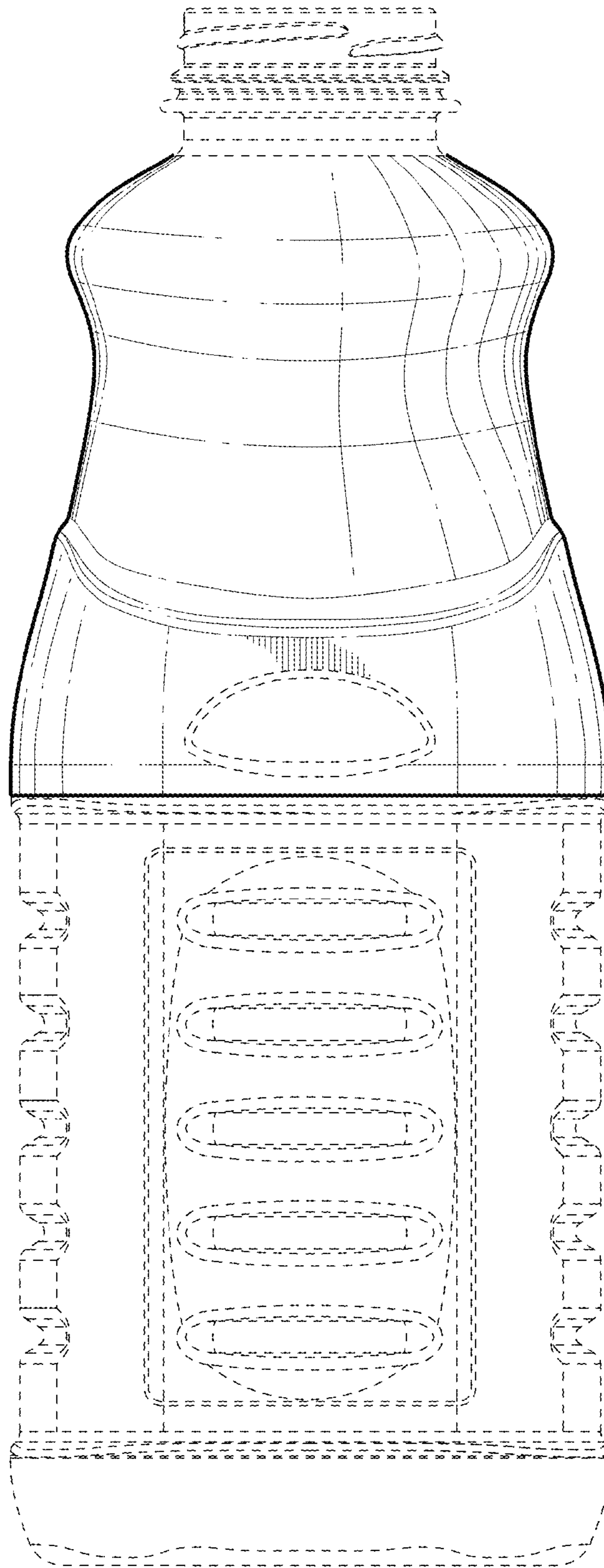


FIG. 5

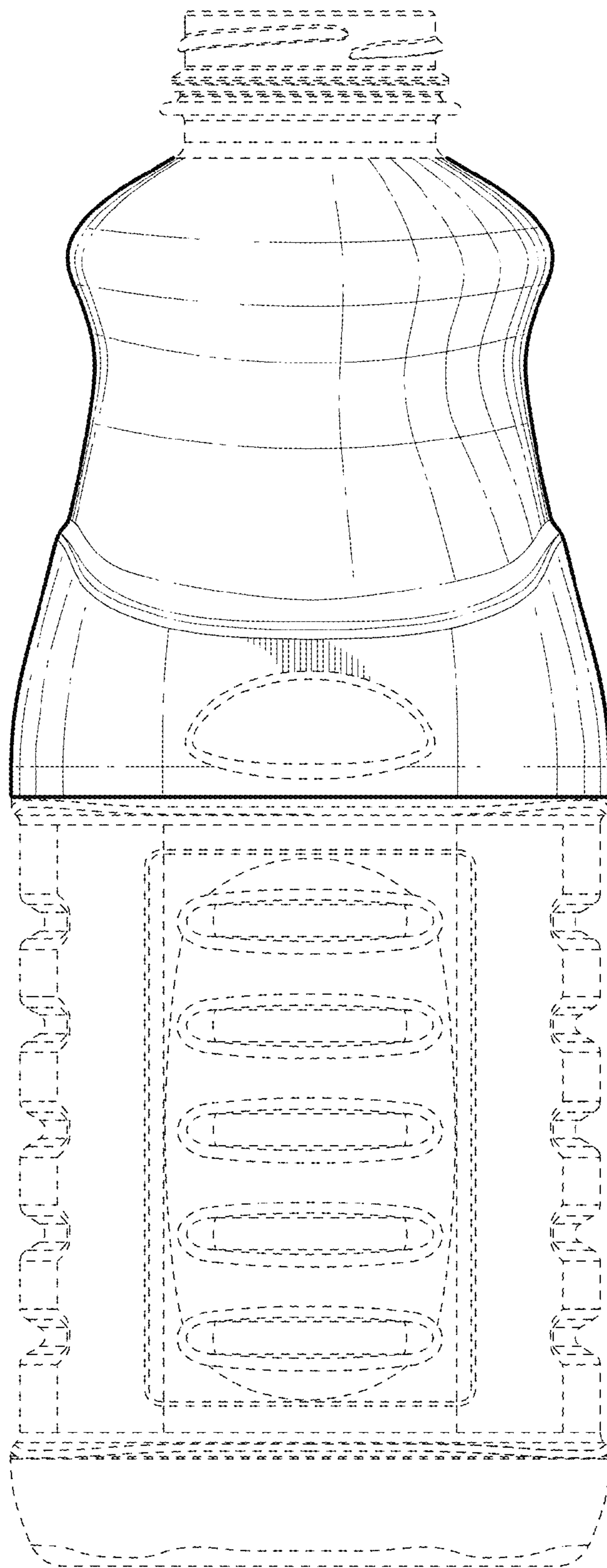


FIG. 6

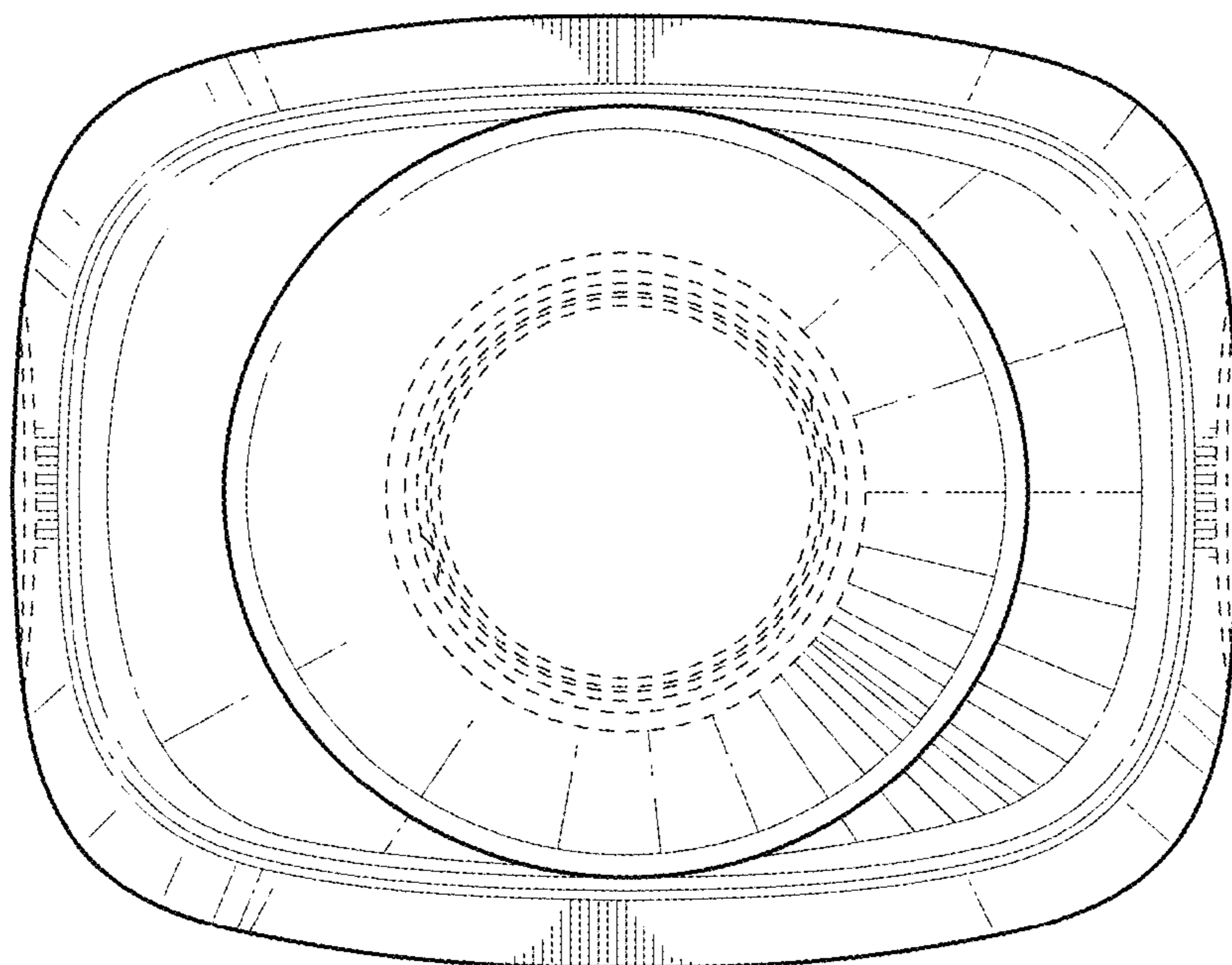


FIG. 7

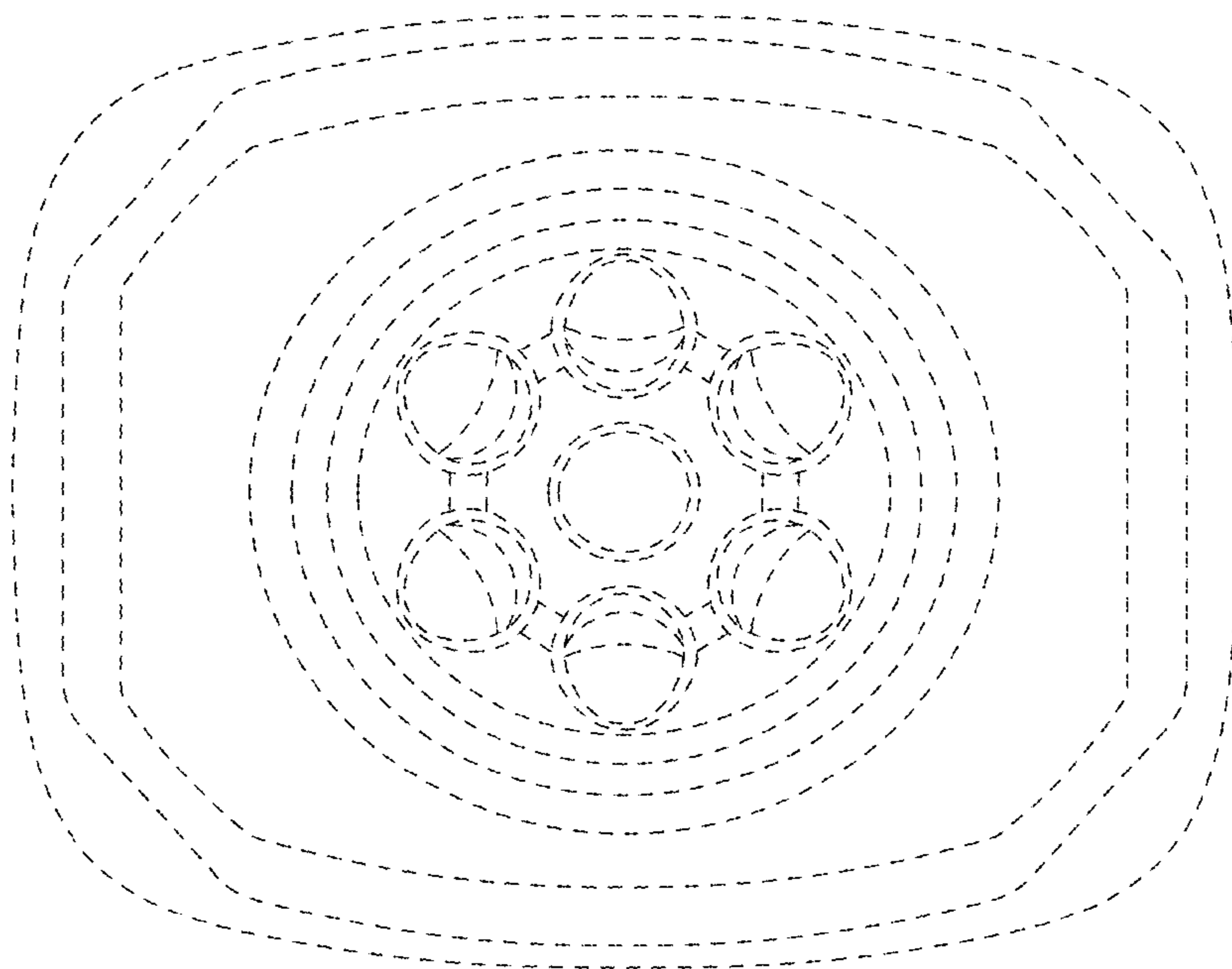


FIG. 8