



US00D709756S

(12) **United States Design Patent**
Reynolds

(10) **Patent No.:** **US D709,756 S**

(45) **Date of Patent:** **** Jul. 29, 2014**

(54) **ACCESSORY FOR AIR DRYING GOLF GLOVES**

D571,647 S * 6/2008 La Quay et al. D8/395
D615,856 S * 5/2010 Redding, Jr. D8/395
2007/0277287 A1* 12/2007 Jones 2/159

(76) Inventor: **Chris Reynolds**, Boca Raton, FL (US)

* cited by examiner

(**) Term: **14 Years**

Primary Examiner — John Windmuller

(74) *Attorney, Agent, or Firm* — McHale & Slavin, P.A.

(21) Appl. No.: **29/413,918**

(57) **CLAIM**

The ornamental design for an accessory for air drying golf gloves, as shown and described.

(22) Filed: **Feb. 22, 2012**

(51) **LOC (10) Cl.** **08-08**

DESCRIPTION

(52) **U.S. Cl.**

USPC **D8/395**; D32/63; D32/64

(58) **Field of Classification Search**

USPC D8/394–396, 72, 367, 373; D19/56, 65,
D19/86; 24/67.3; D32/60–64; D28/40

See application file for complete search history.

(56) **References Cited**

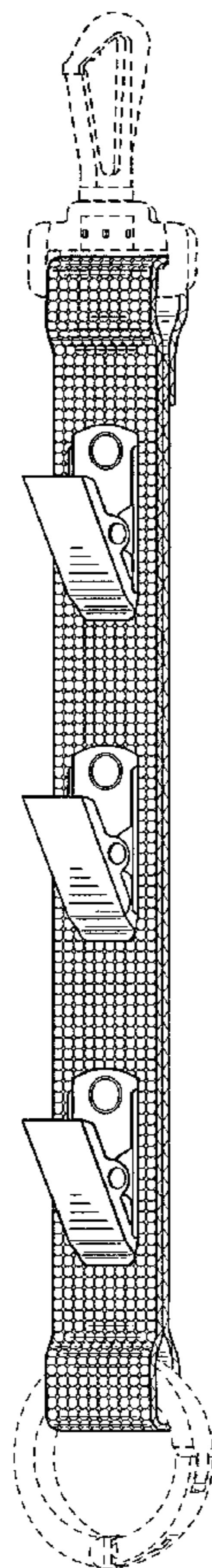
U.S. PATENT DOCUMENTS

D137,065 S * 1/1944 Rosenberg D19/65
4,070,011 A * 1/1978 Glesser 269/45
4,943,039 A * 7/1990 Jackson 269/45
D378,159 S * 2/1997 Mulkey D2/896
D409,901 S * 5/1999 Blackburn et al. D8/395
D561,573 S * 2/2008 Hyde et al. D8/395

FIG. 1 is a perspective view of the accessory for air drying golf gloves of the instant invention;
FIG. 2 is a right side view thereof;
FIG. 3 is a left side view thereof;
FIG. 4 is a top view;
FIG. 5 is a bottom view;
FIG. 6 is a rear view;
FIG. 7 is a front view; and,
FIG. 8 is an environmental view.

The broken lines shown in the figures (portions of the design shown in broken/dashed lines) are included for the purpose of illustrating environment and form no part of the claimed design.

1 Claim, 8 Drawing Sheets



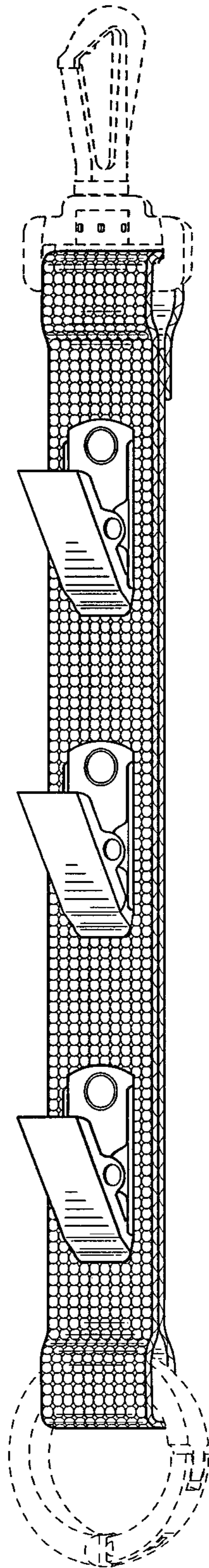


FIG. 1

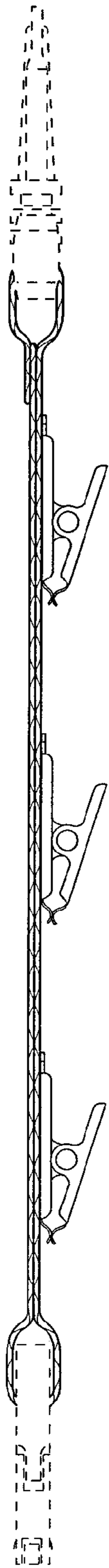


FIG. 2

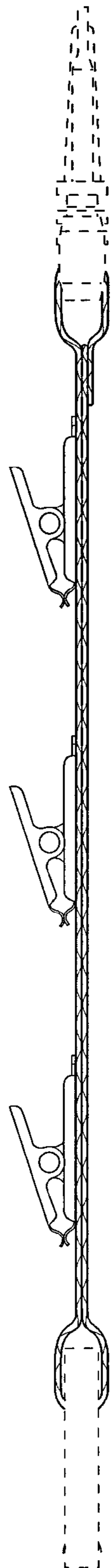


FIG. 3




FIG. 4

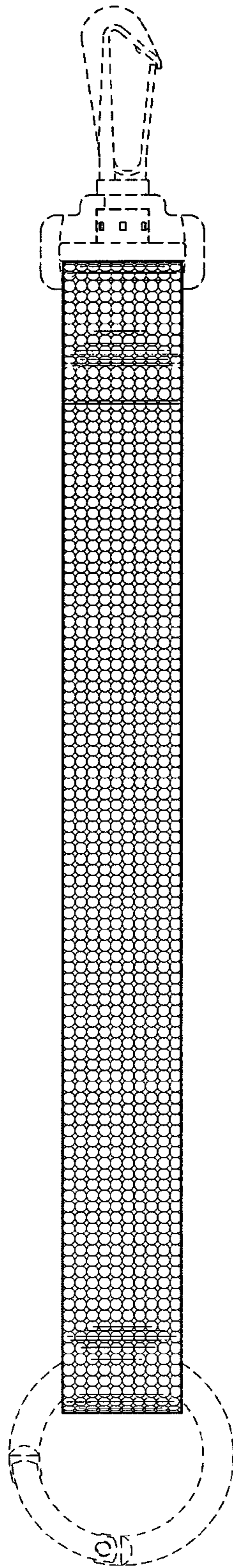


FIG. 5

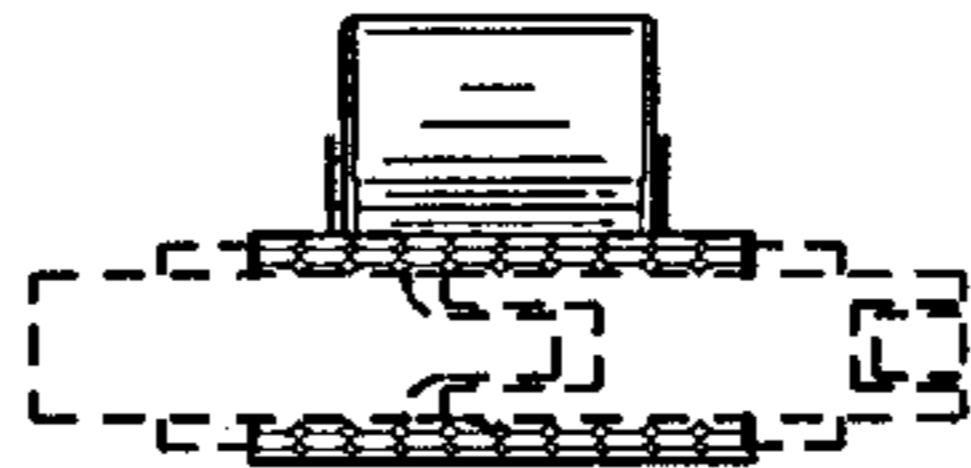


FIG. 6

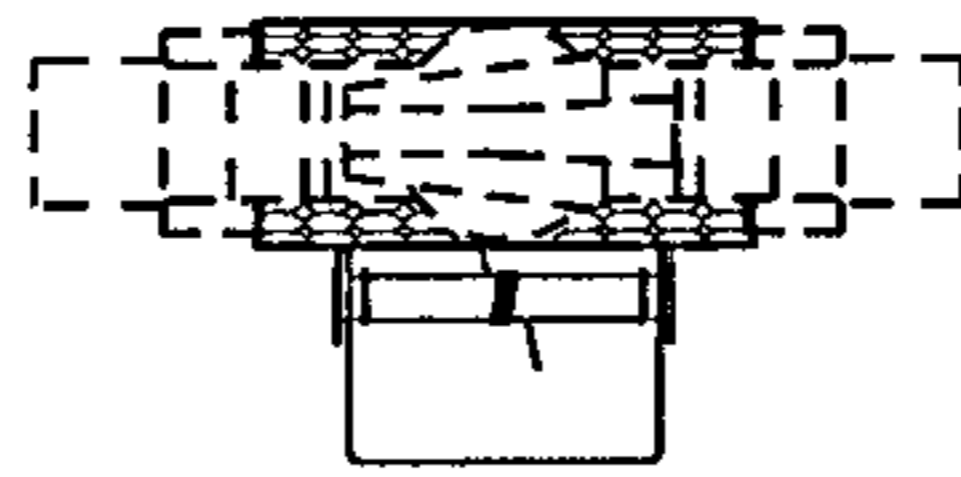


FIG. 7

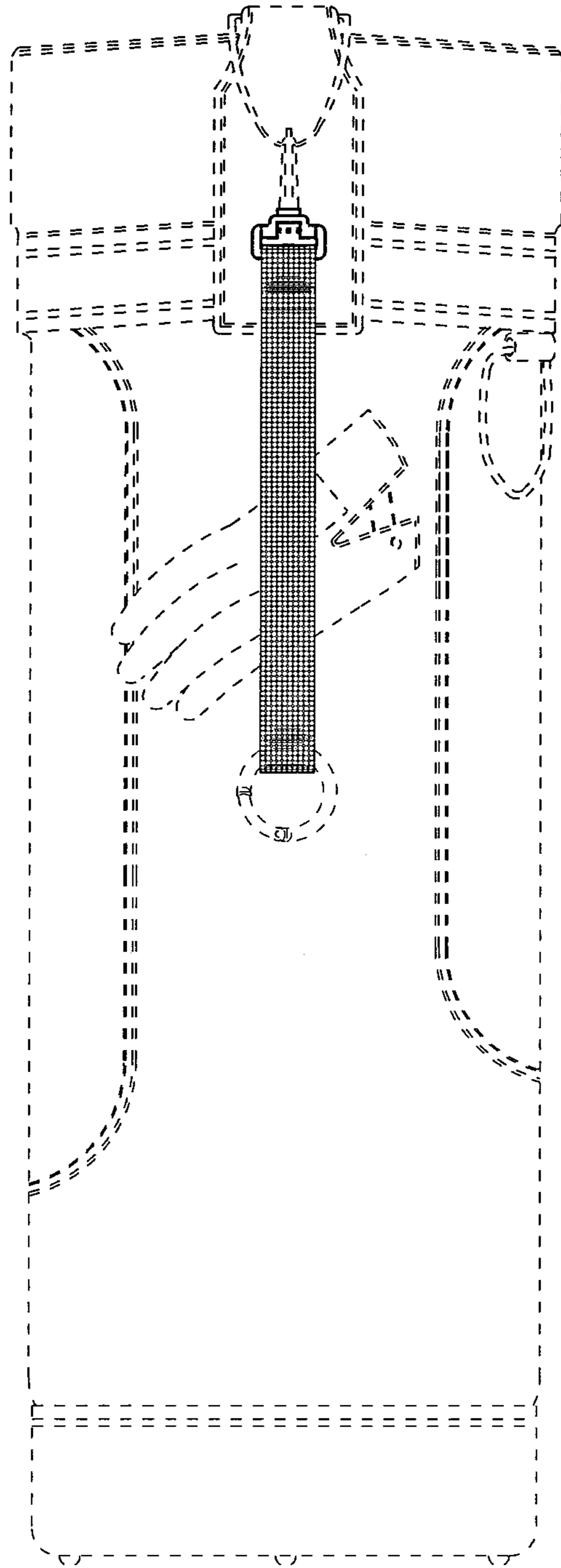


FIG. 8