



US00D709734S

(12) **United States Design Patent**
Kotani

(10) **Patent No.:** **US D709,734 S**
(45) **Date of Patent:** **** Jul. 29, 2014**

(54) **VACUUM BOTTLE**
(71) Applicant: **Zojirushi Corporation**, Osaka (JP)
(72) Inventor: **Keito Kotani**, Kobe (JP)
(73) Assignee: **Zojirushi Corporation** (JP)

D596,460 S * 7/2009 Nezu D7/510
D628,857 S * 12/2010 Tatsukawa D7/608
D641,591 S * 7/2011 Tsukida D7/608
D652,682 S * 1/2012 Eyal D7/510
D655,580 S * 3/2012 Kotani D7/608
D655,581 S * 3/2012 Kotani D7/608

(**) Term: **14 Years**
(21) Appl. No.: **29/472,348**
(22) Filed: **Nov. 12, 2013**

FOREIGN PATENT DOCUMENTS

JP 1331903 6/2008
JP 1412252 4/2011
JP 1436725 3/2012
JP 1442707 6/2012

* cited by examiner

(30) **Foreign Application Priority Data**
May 15, 2013 (JP) 2013-10681

Primary Examiner — Terry Wallace
(74) *Attorney, Agent, or Firm* — SAIDMAN DesignLaw Group

(51) **LOC (10) Cl.** **07-01**
(52) **U.S. Cl.**
USPC **D7/608**

(57) **CLAIM**
The ornamental design for a vacuum bottle, as shown and described.

(58) **Field of Classification Search**
CPC A47J 41/02
USPC D7/605–608, 509–511; 215/12.1, 12.2,
215/13.1, 382–384; 220/592.16, 592.17,
220/592.2, 592.21, 592.27, 495.03,
220/737–741; D9/500, 502–504, 516, 529,
D9/549, 552, 556, 558, 572–575
See application file for complete search history.

DESCRIPTION

FIG. 1 is a perspective view of a vacuum bottle showing my new design;
FIG. 2 is a front elevational view thereof;
FIG. 3 is a rear elevational view thereof;
FIG. 4 is a left side view thereof;
FIG. 5 is a right side view thereof;
FIG. 6 is a top plan view thereof;
FIG. 7 is a bottom plan view thereof;
FIG. 8 is a perspective view of an upper closure thereof; and,
FIG. 9 is a perspective view of a vacuum bottle body thereof.
The top and bottom portions, FIGS. 8 and 9, are shown separately for clarity of illustration.

(56) **References Cited**
U.S. PATENT DOCUMENTS
D422,455 S * 4/2000 Kato D7/608
6,119,888 A * 9/2000 Goto et al. 220/592.27
D533,032 S * 12/2006 Liu et al. D7/608
D592,909 S * 5/2009 Alviar et al. D7/510

1 Claim, 5 Drawing Sheets

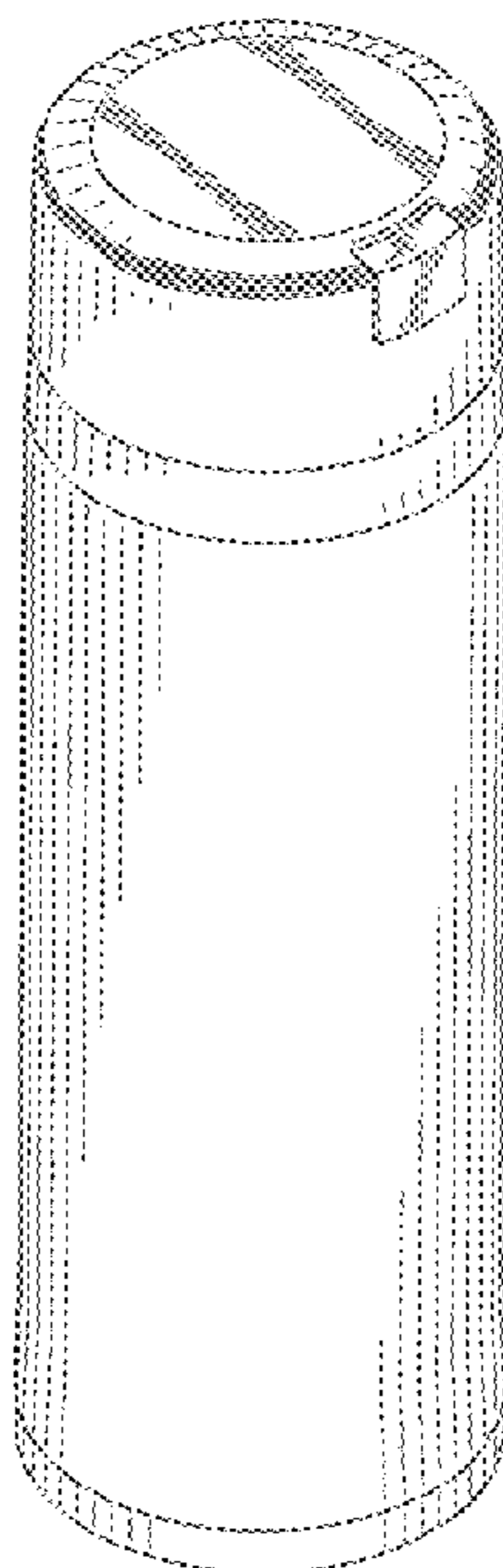


Fig. 1

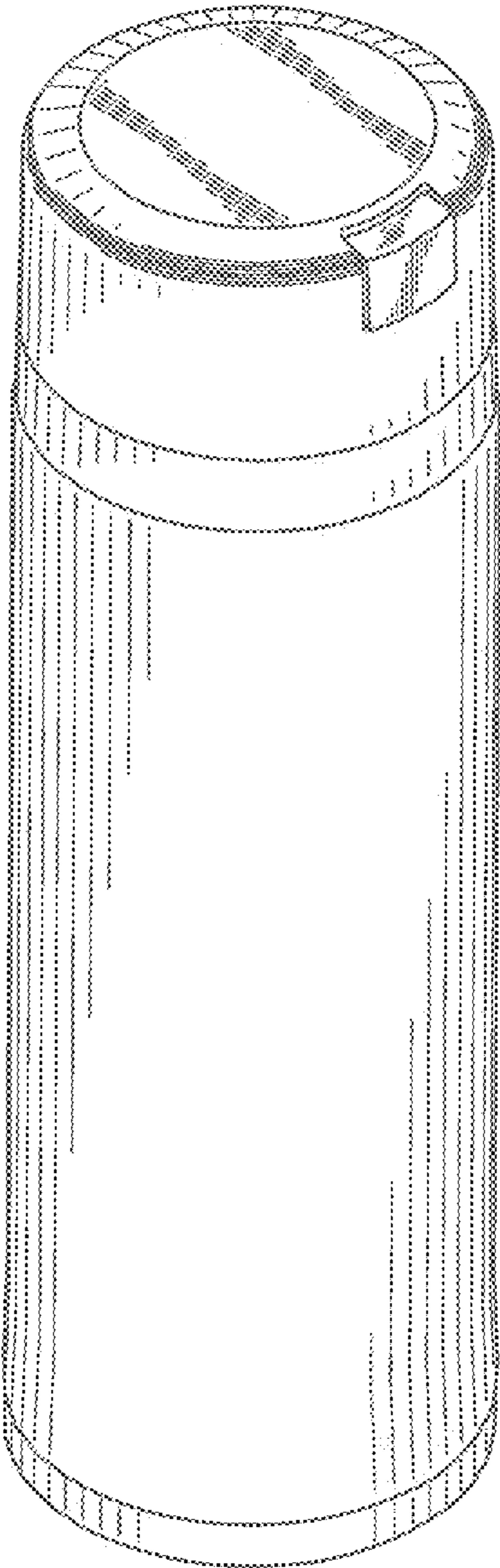


Fig. 2




Fig. 3




Fig. 4




Fig. 5




Fig. 6

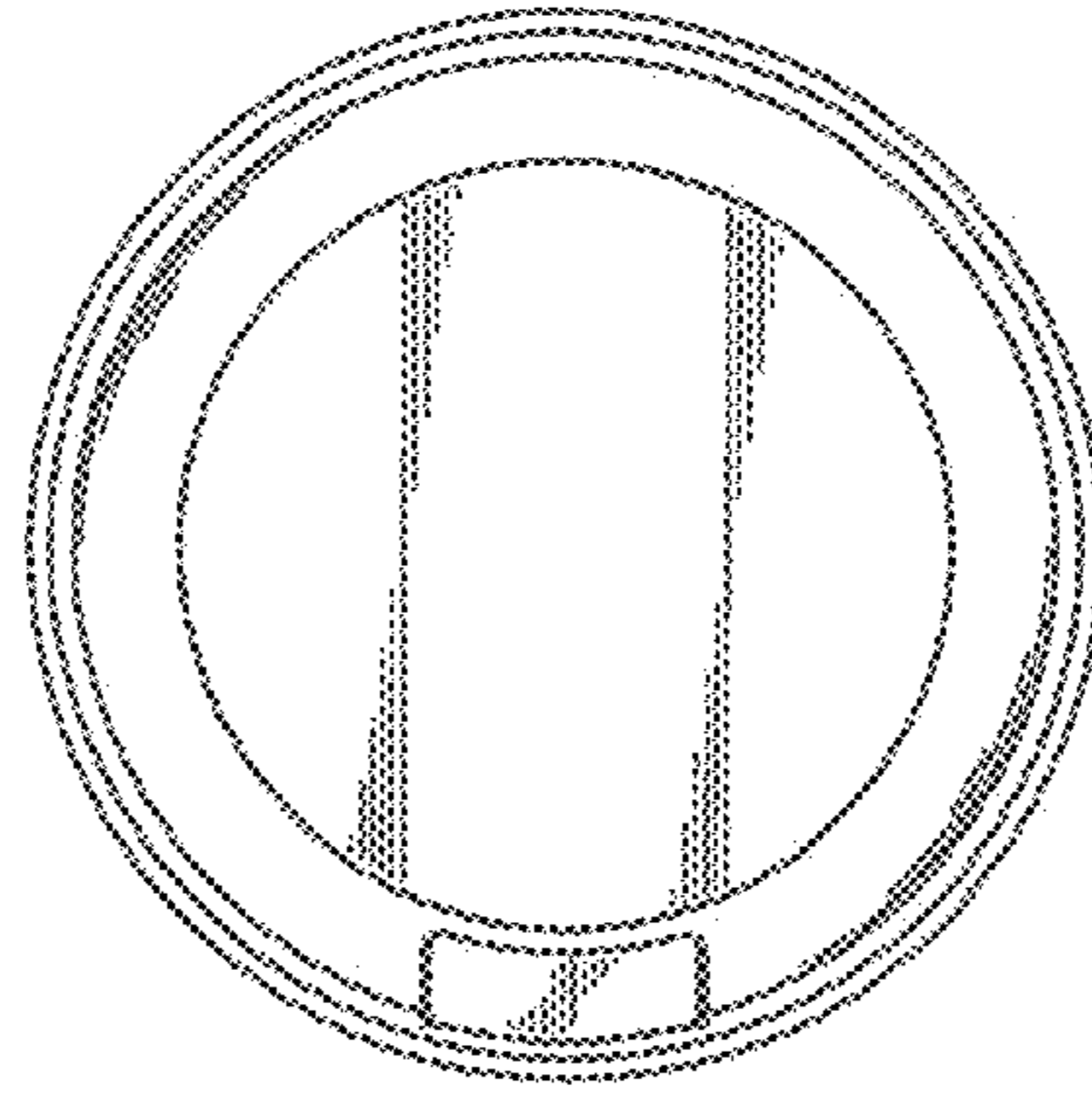


Fig. 7

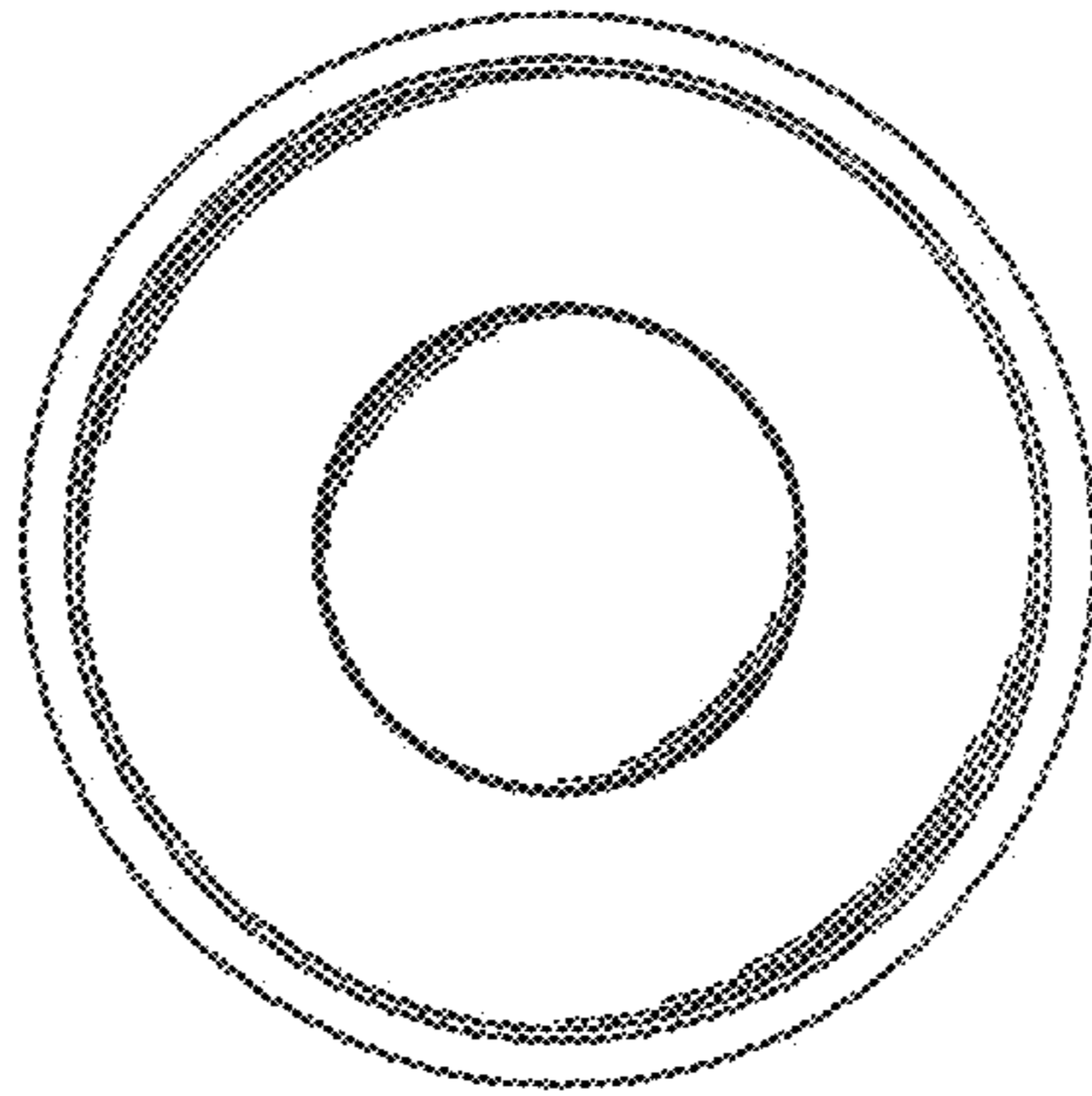


Fig. 8

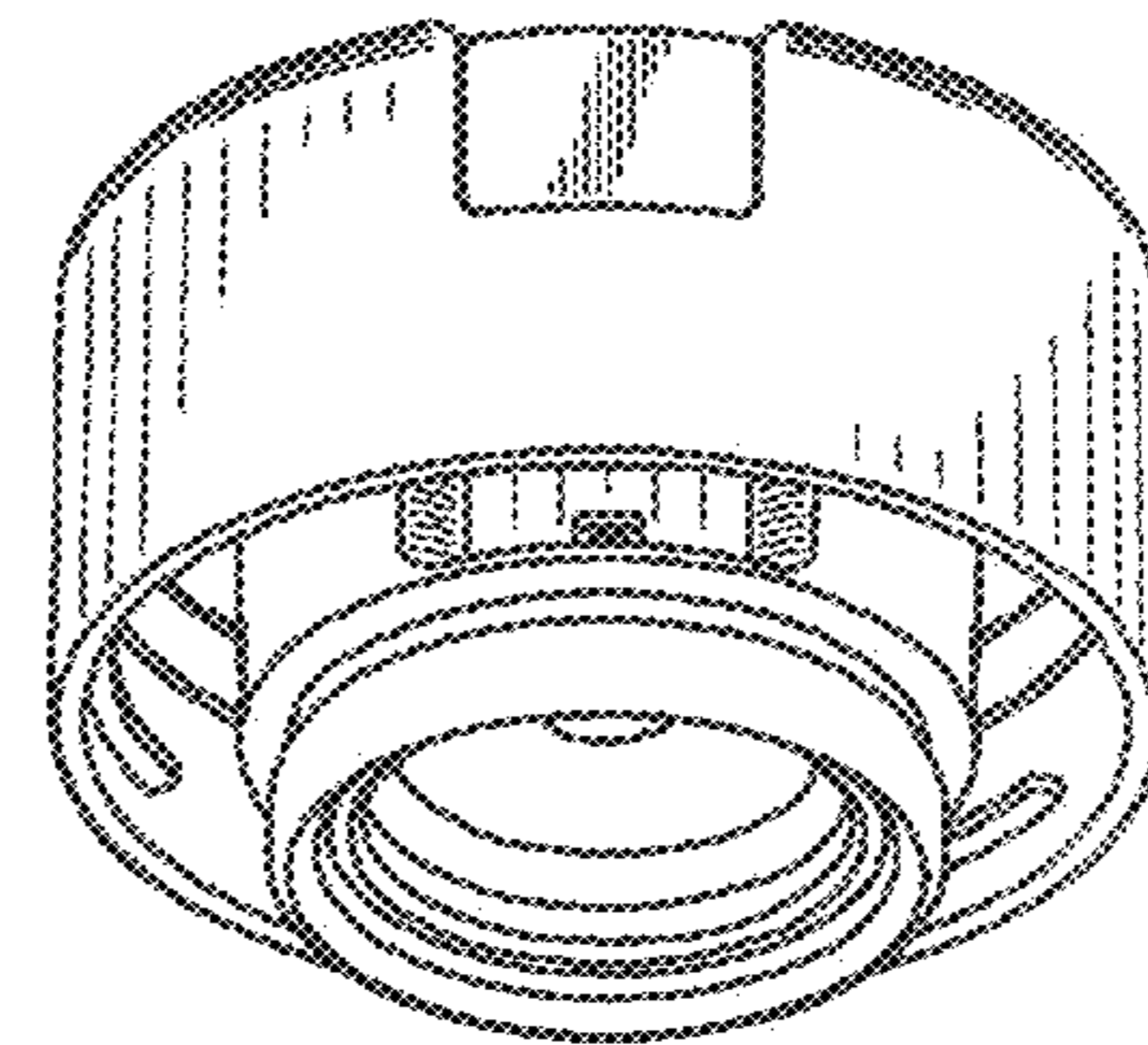


Fig. 9

