



US00D709729S

(12) **United States Design Patent**
Delassus

(10) **Patent No.:** **US D709,729 S**
(45) **Date of Patent:** **** Jul. 29, 2014**

(54) **SIDE HANDLE**

(71) Applicant: **TEFAL**, Rumilly (FR)

(72) Inventor: **Elodie Delassus**, Bernin (FR)

(73) Assignee: **TEFAL**, Rumilly (FR)

(**) Term: **14 Years**

(21) Appl. No.: **29/460,610**

(22) Filed: **Jul. 12, 2013**

(30) **Foreign Application Priority Data**

Jan. 14, 2013 (EM) 002166165-0003

(51) **LOC (10) Cl.** **07-02**

(52) **U.S. Cl.**
USPC **D7/394**

(58) **Field of Classification Search**
USPC D7/354-361, 391, 393-395, 396.2, 514,
D7/664; D8/107, 300, 301, 306, 315, 316,
D8/317, 319, 320, 321; 16/430, 431,
16/110.1, 114.1, 407, 416, 429, 443, 441;
220/377, 573.1-573.5, 752, 753, 755,
220/756, 760, 772, 773, 912; D3/318;
138/121, 145, 173

See application file for complete search history.

(56) **References Cited**

U.S. PATENT DOCUMENTS

D438,426 S * 3/2001 Yu et al. D7/394
D488,993 S * 4/2004 Denys D8/319

D528,353 S * 9/2006 Brady et al. D7/360
D556,504 S * 12/2007 Averty D7/360
D565,346 S * 4/2008 Bunting et al. D7/394
D568,676 S * 5/2008 Steiner et al. D7/354
D588,401 S * 3/2009 Rae D7/394
D610,400 S * 2/2010 Pantaleo D7/394
D615,351 S * 5/2010 Pantaleo D7/394
D619,413 S * 7/2010 Rae D7/394
D630,052 S * 1/2011 Rae D7/394
D642,013 S * 7/2011 Rae D7/394
D642,426 S * 8/2011 Rae D7/394
D642,429 S * 8/2011 Rae D7/394
D644,482 S * 9/2011 Groll D7/394
D644,870 S * 9/2011 Rae D7/394
D657,995 S * 4/2012 Rae D7/394
D663,996 S * 7/2012 Lee et al. D7/394

* cited by examiner

Primary Examiner — Cynthia M Chin

(74) *Attorney, Agent, or Firm* — The Webb Law Firm


(57) **CLAIM**

The ornamental design for a side handle, as shown and described.

DESCRIPTION

FIG. 1 is an upper left rear perspective view of a side handle, showing my new design;
FIG. 2 is a rear view thereof;
FIG. 3 is a front view thereof;
FIG. 4 is a bottom view thereof;
FIG. 5 is a top view thereof;
FIG. 6 is a right side view thereof; and,
FIG. 7 is a left side view thereof.

1 Claim, 4 Drawing Sheets



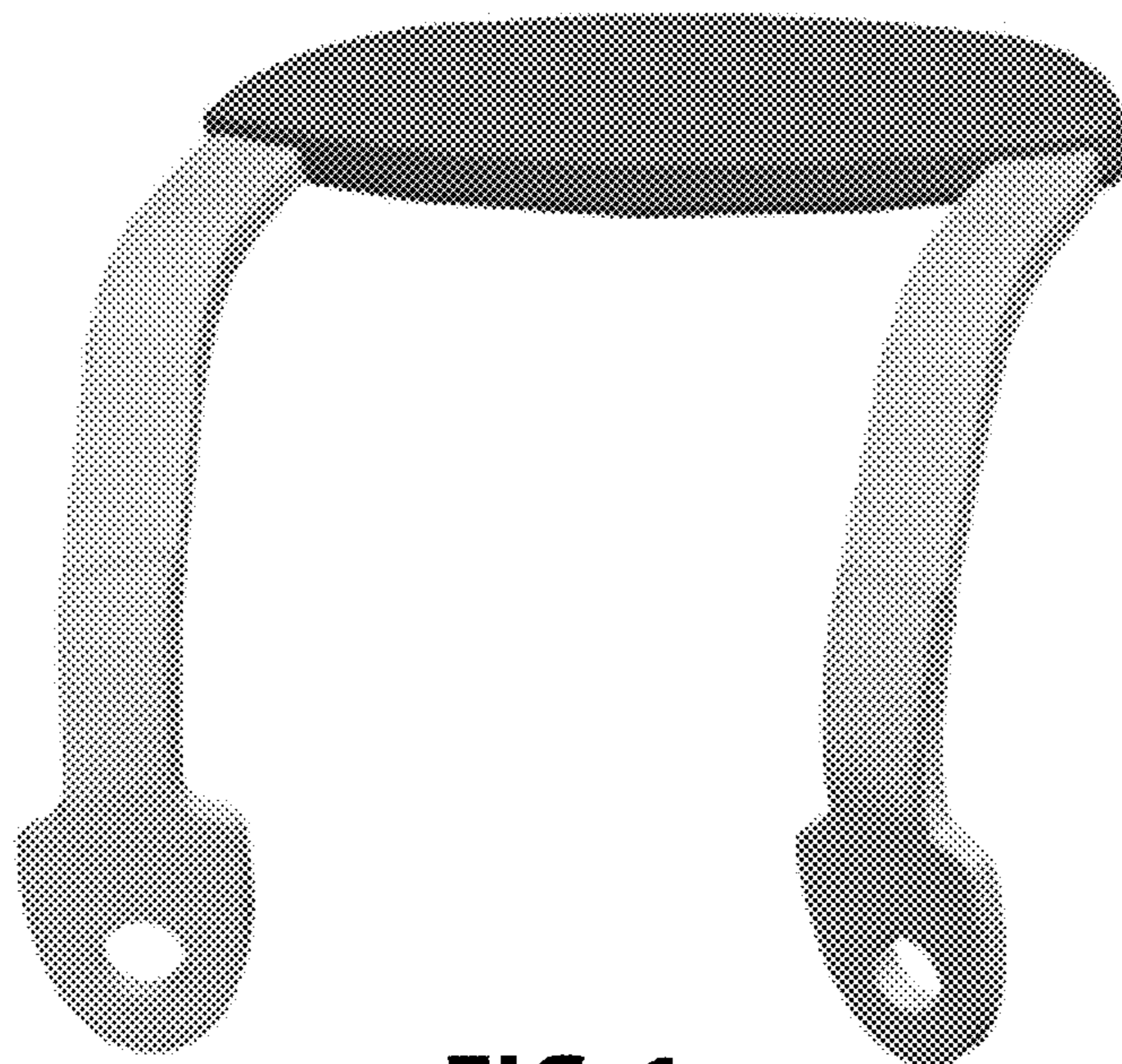


FIG. 1




FIG. 2




FIG. 3




FIG. 4




FIG. 5




FIG. 6




FIG. 7