



US00D709728S

(12) **United States Design Patent**
Wright

(10) **Patent No.:** **US D709,728 S**

(45) **Date of Patent:** **** *Jul. 29, 2014**

- (54) **COOKWARE LID HANDLE**
- (71) Applicant: **Meyer Intellectual Properties Limited,**
Kowloon (HK)
- (72) Inventor: **Paul Howard Wright,** Liverpool (GB)
- (73) Assignee: **Meyer Intellectual Properties Limited**
(VG)
- (*) Notice: This patent is subject to a terminal disclaimer.
- (**) Term: **14 Years**
- (21) Appl. No.: **29/453,695**
- (22) Filed: **May 1, 2013**
- (51) **LOC (10) Cl.** **07-02**
- (52) **U.S. Cl.**
USPC **D7/394**
- (58) **Field of Classification Search**
USPC D7/354-361, 391, 393-395, 396.2, 514,
D7/664; D8/107, 300, 301, 306, 315, 316,
D8/317, 319, 320, 321; 16/430, 431,
16/110.1, 114.1, 407, 416, 429, 443, 441;
220/377, 573.1-573.5, 752, 753, 755,
220/756, 760, 772, 773, 912; D3/318;
138/121, 145, 173
See application file for complete search history.

- D588,403 S * 3/2009 Tetreault D7/394
- D657,996 S * 4/2012 Rae D7/394
- D666,867 S * 9/2012 Rae D7/394
- D667,686 S * 9/2012 Rae D7/394
- D672,193 S * 12/2012 Rae D7/394
- D680,807 S * 4/2013 Rae D7/394
- D693,633 S * 11/2013 Lee et al. D7/394

* cited by examiner

Primary Examiner — Cynthia M Chin

(74) *Attorney, Agent, or Firm* — Edward S. Sherman

(57) **CLAIM**

The ornamental design for a cookware lid handle, as shown and described.

DESCRIPTION

FIG. 1 is a perspective view of the cookware lid handle, showing my new design;

FIG. 2 is a front elevation view thereof, the back elevation view being the mirror image thereof;

FIG. 3 is a top plan view thereof;

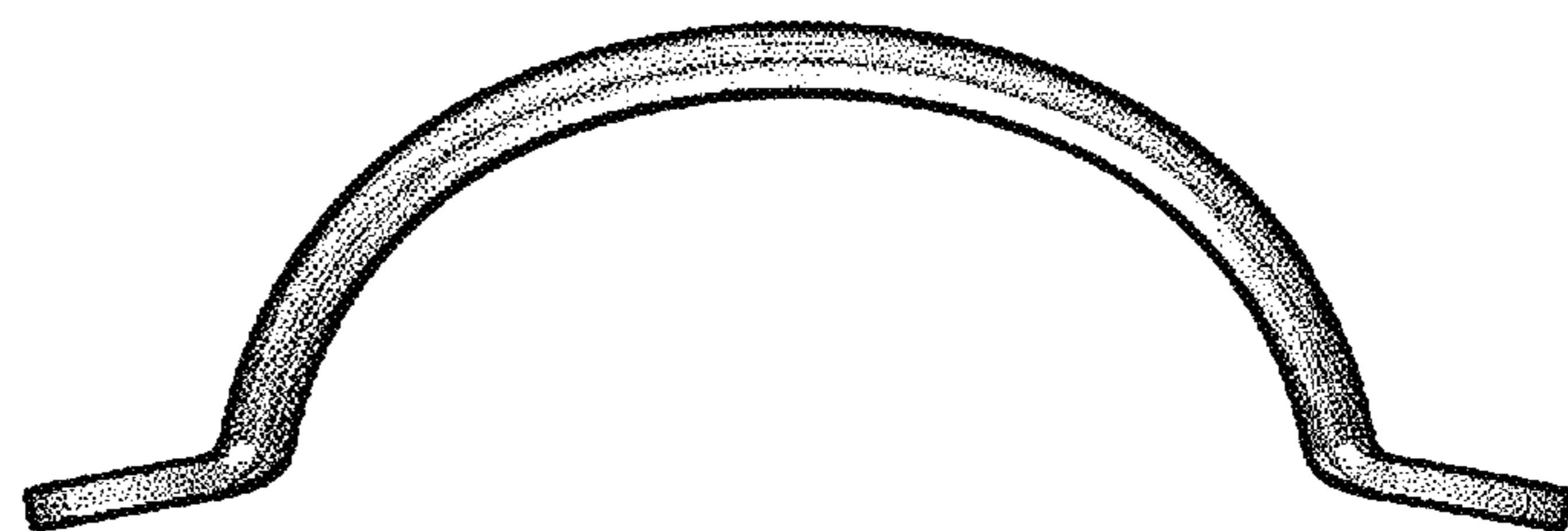
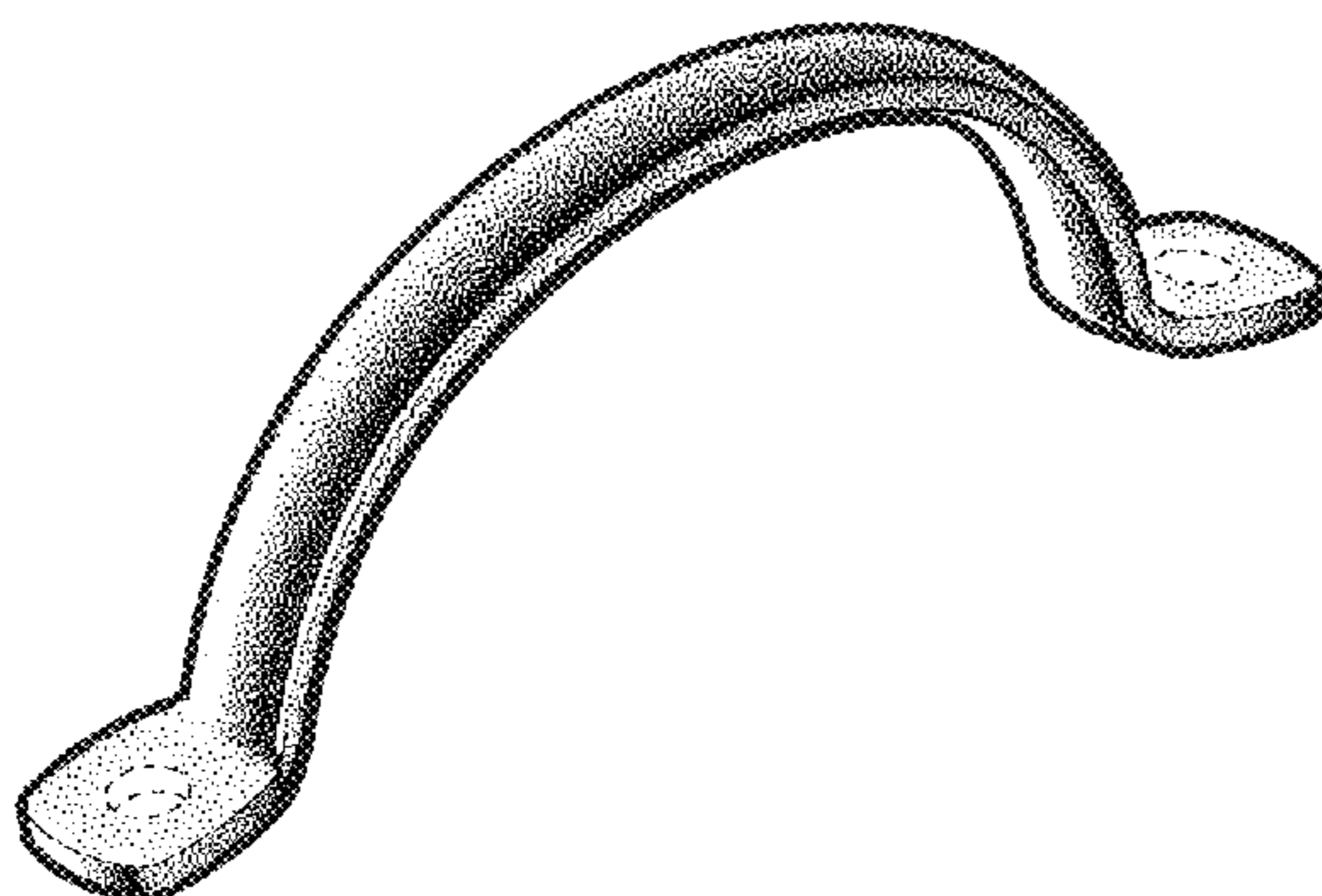
FIG. 4 is a bottom plan view thereof; and,

FIG. 5 is a right side elevation view thereof; the left side elevation view being the mirror image thereof.

The broken lines in FIGS. 1, 3, 4, and 5 are for illustrative purposes only, depicting the environment of the new design, forming no part thereof as claimed.

1 Claim, 3 Drawing Sheets

- (56) **References Cited**
U.S. PATENT DOCUMENTS
D553,944 S * 10/2007 Jou D8/316
D568,142 S * 5/2008 Zhang et al. D8/320






FIG. 1

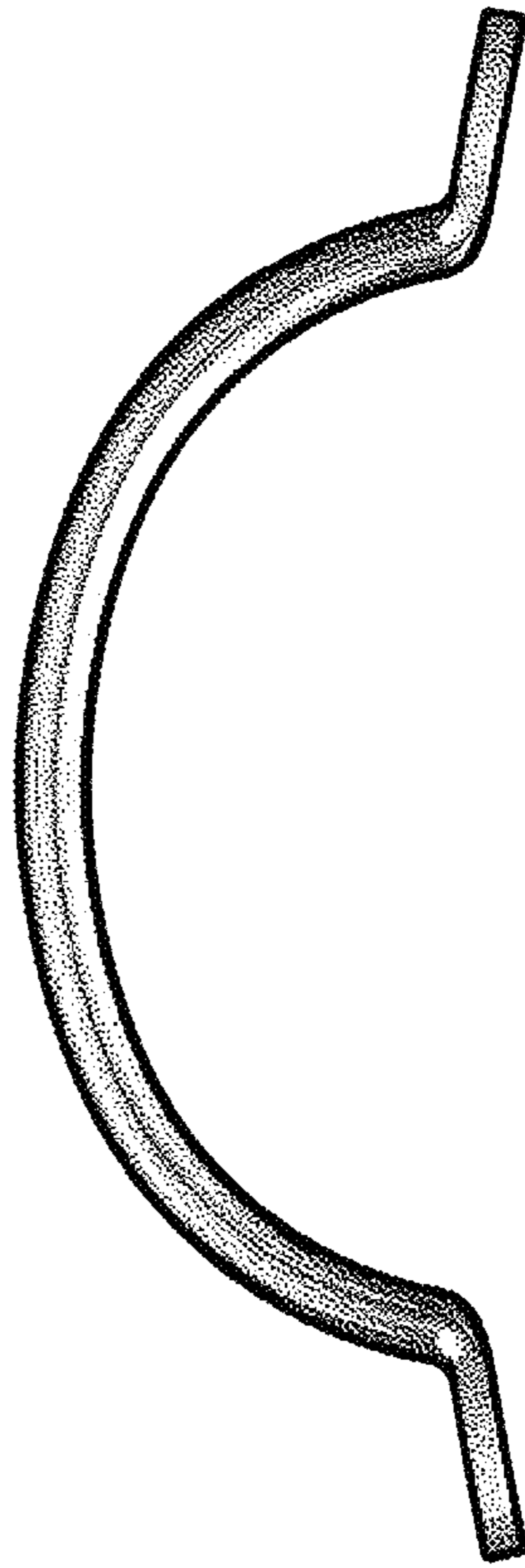


FIG. 2

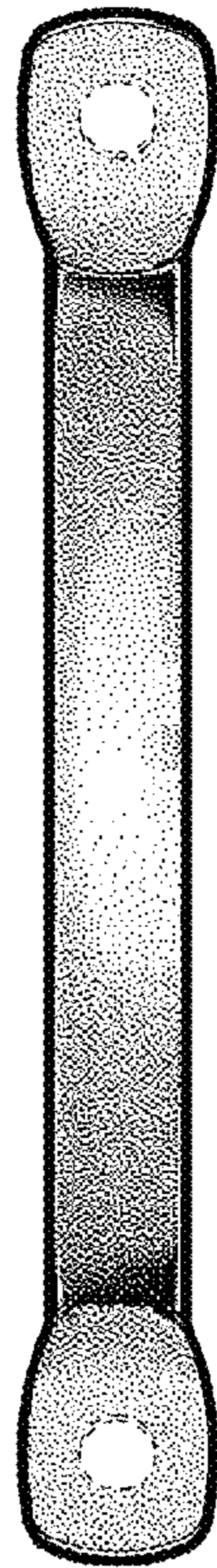


FIG.4

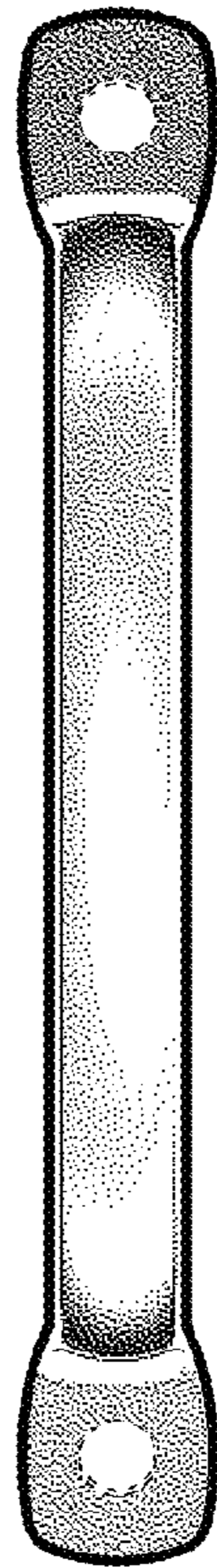


FIG.3




FIG. 5