



US00D709720S

(12) **United States Design Patent**
Stanavich

(10) **Patent No.:** **US D709,720 S**
(45) **Date of Patent:** **** Jul. 29, 2014**

(54) **SHELVING UNIT**

(71) Applicant: **David Stanavich**, Brooklyn, NY (US)

(72) Inventor: **David Stanavich**, Brooklyn, NY (US)

(73) Assignee: **Wax Rax, Inc.**, Brooklyn, NY (US)

(**) Term: **14 Years**

(21) Appl. No.: **29/488,131**

(22) Filed: **Apr. 16, 2014**

(51) **LOC (10) Cl.** **06-06**

(52) **U.S. Cl.**
USPC **D6/683.1**

(58) **Field of Classification Search**
USPC D6/432-433, 436, 466-468, 475-476,
D6/509-511, 683, 683.1-683.2; D3/304,
D3/313-315, 319; D9/341, 345, 347, 424;
211/11, 134, 135, 153, 189, 126, 128,
211/133; 206/555, 558, 566, 561-562;
312/198, 138.1, 204, 213, 348.4
See application file for complete search history.

(56) **References Cited**

U.S. PATENT DOCUMENTS

4,091,933	A *	5/1978	Alexander	211/204
D275,044	S *	8/1984	Hampshire et al.	D34/21
D302,064	S *	7/1989	Delmerico	D34/20
D360,725	S *	7/1995	Snell	D34/21
D361,187	S *	8/1995	Snell	D34/21
5,566,961	A *	10/1996	Snell et al.	280/47.35
D381,168	S *	7/1997	Delmerico et al.	D34/21

D391,032	S *	2/1998	Delmerico	D34/21
D416,147	S *	11/1999	Dickinson et al.	D6/479
D474,570	S *	5/2003	Presnell et al.	D34/21
D478,199	S *	8/2003	Presnell et al.	D34/20
D485,037	S *	1/2004	Presnell et al.	D34/21
D577,874	S *	9/2008	Mayer et al.	D34/27
D598,623	S *	8/2009	Zang Wentz Pho	D34/21
D618,420	S *	6/2010	Perelli et al.	D34/17
8,191,910	B2 *	6/2012	Landau et al.	280/47.35
D702,463	S	4/2014	Stanavich		
D702,464	S	4/2014	Stanavich		
D702,975	S	4/2014	Stanavich		
2011/0253656	A1 *	10/2011	Vermeer	211/85.8

* cited by examiner

Primary Examiner — Kelley Donnelly

(74) *Attorney, Agent, or Firm* — Karan Singh; Ostrolenk Faber LLP

(57) **CLAIM**

The ornamental design for a shelving unit, as shown and described.

DESCRIPTION

FIG. 1 is a front, top, side perspective view of a shelving unit showing my new design;
FIG. 2 is a front view thereof;
FIG. 3 is a rear view thereof;
FIG. 4 is a right side view thereof, the left side view being a mirror image;
FIG. 5 is a top view thereof; and,
FIG. 6 is a bottom view thereof.
The broken lines in the drawings illustrate environmental material that form no part of the claimed design.

1 Claim, 5 Drawing Sheets

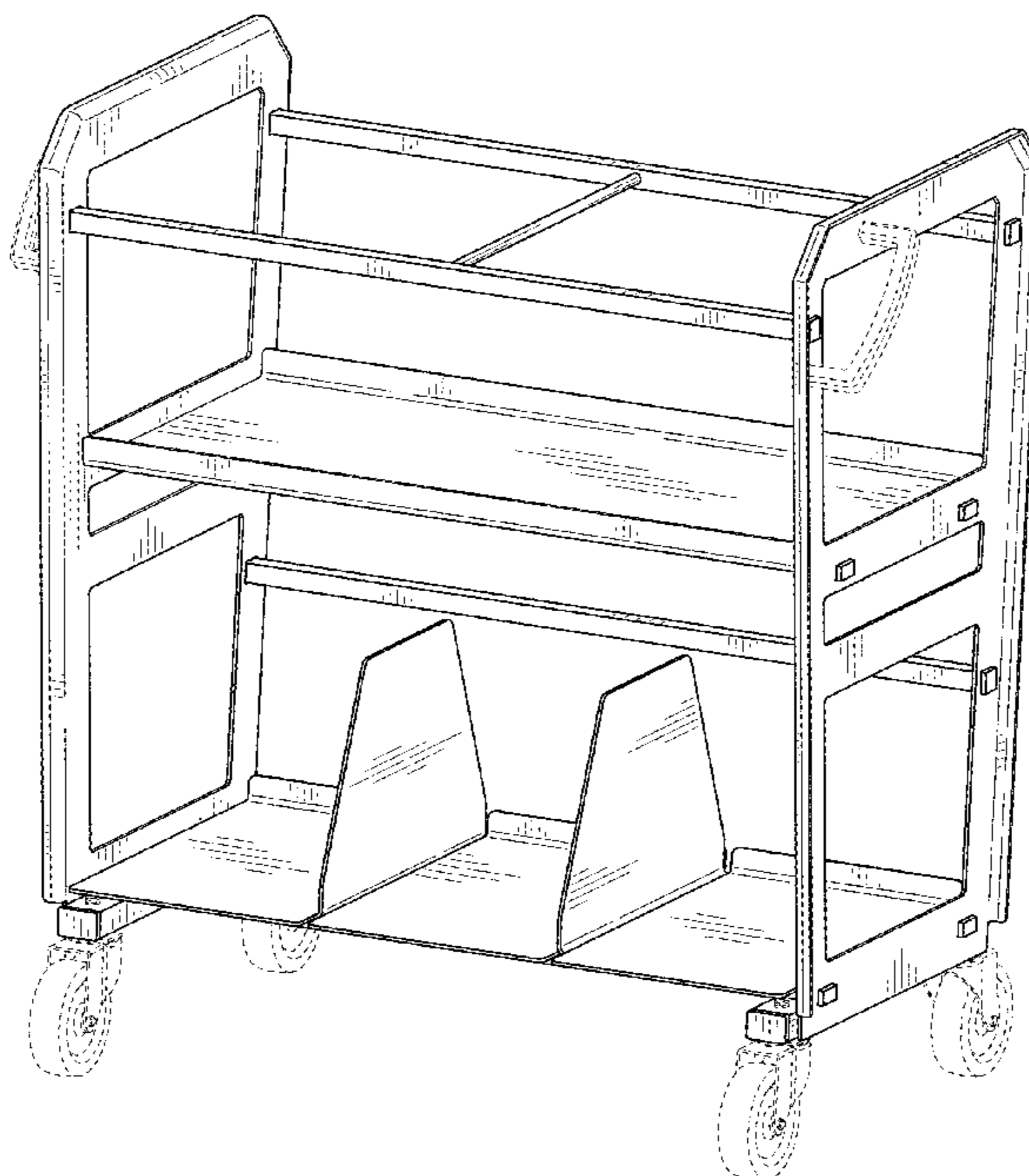




FIG. 1

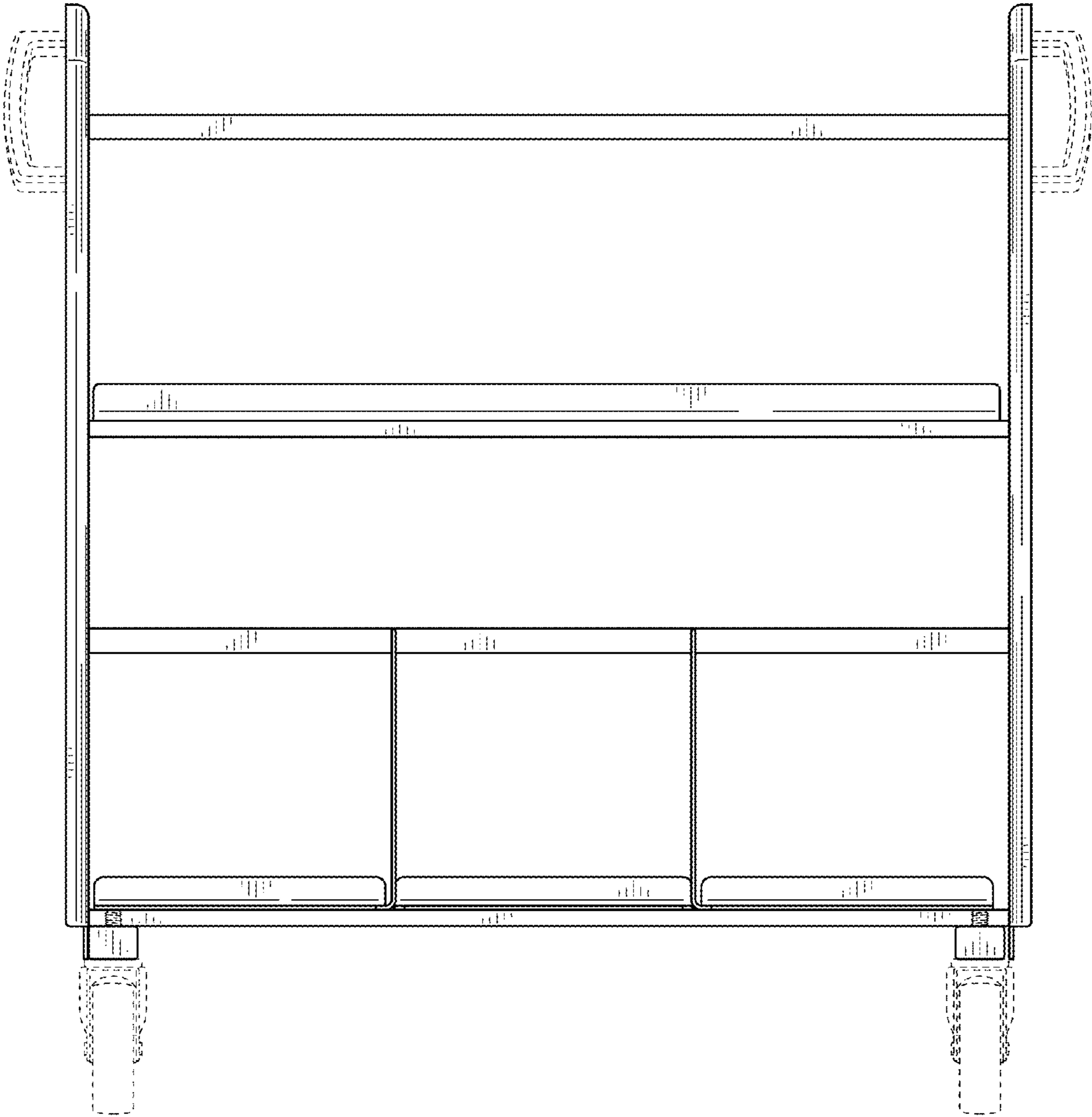


FIG. 2

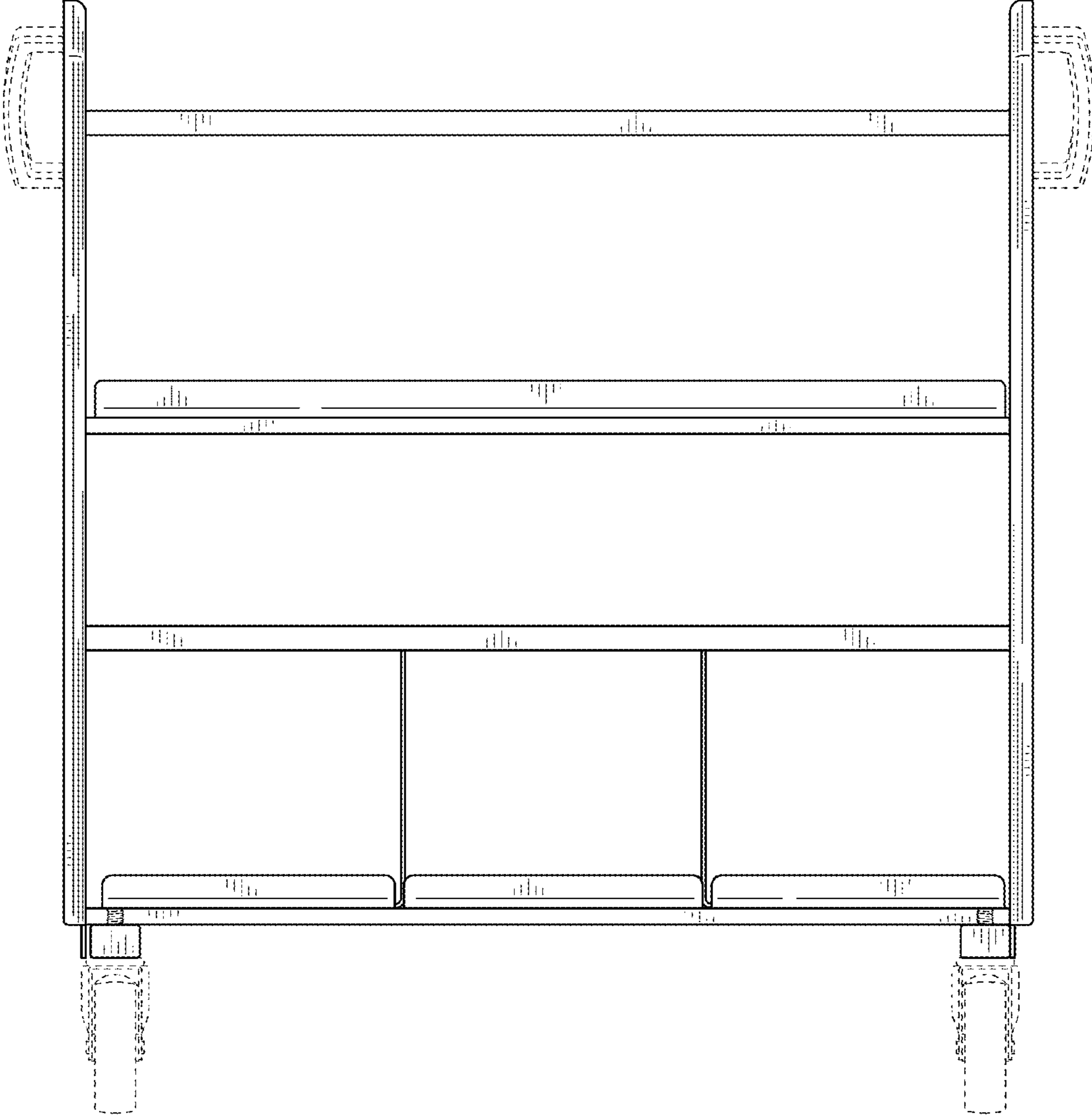


FIG. 3

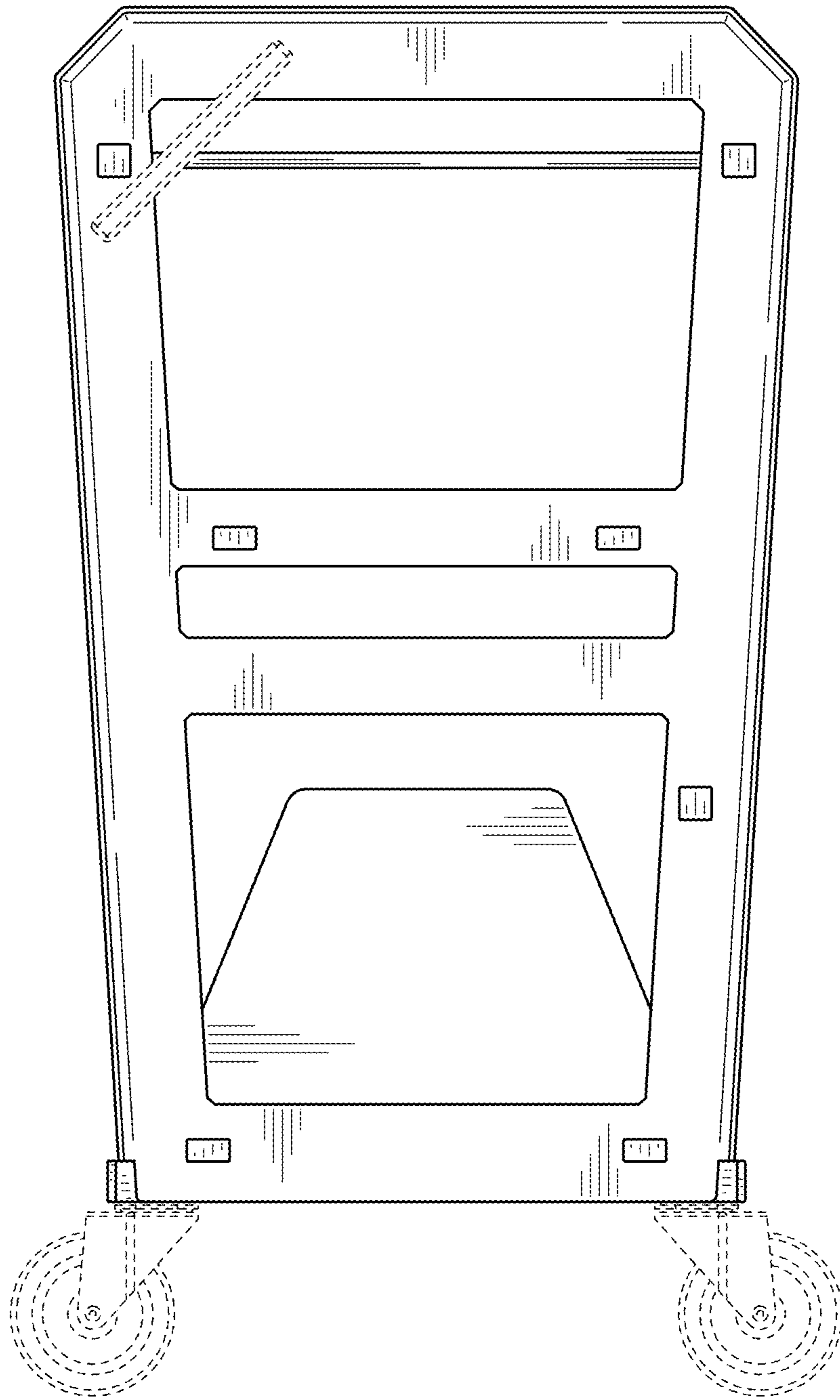


FIG. 4

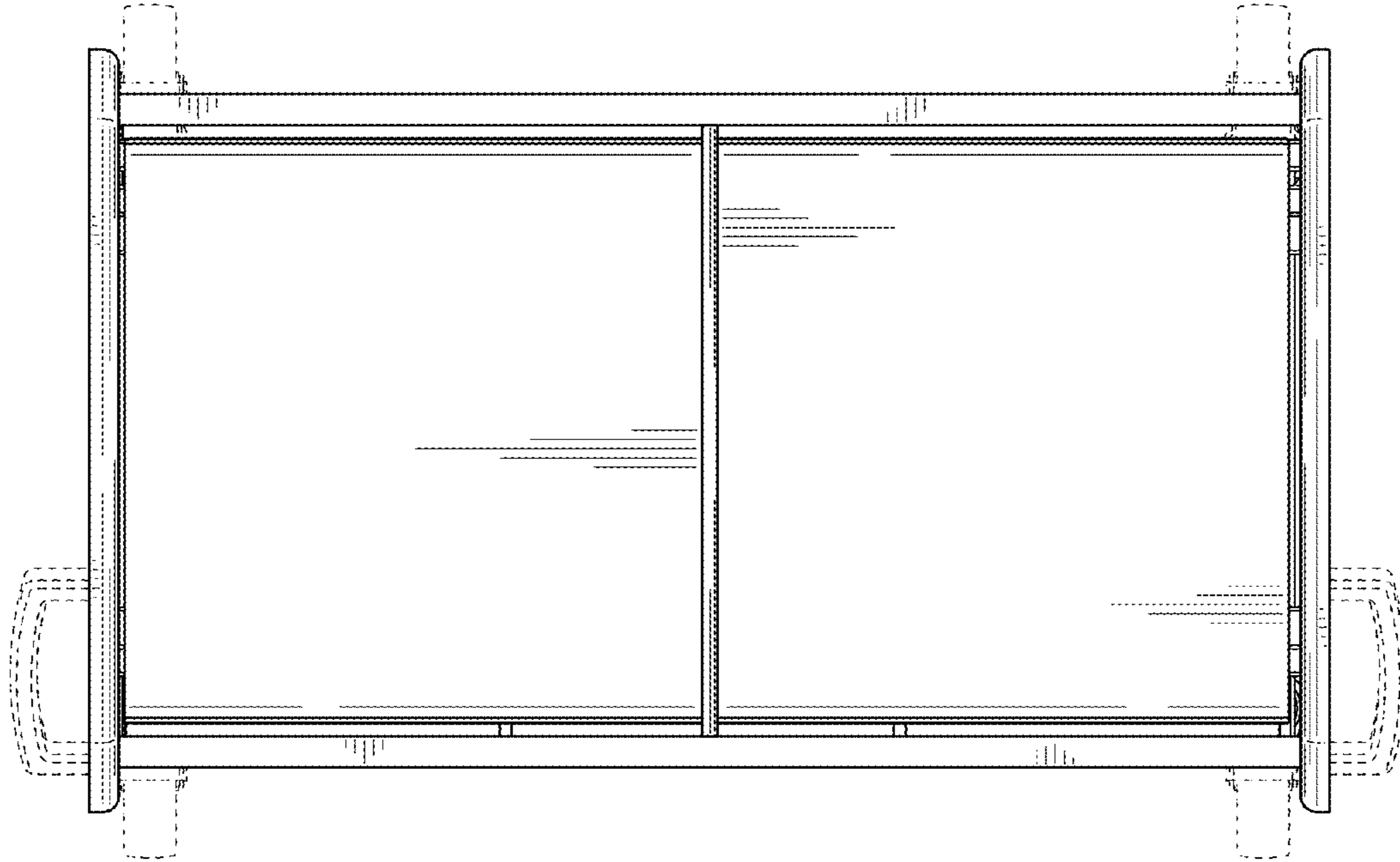


FIG. 5

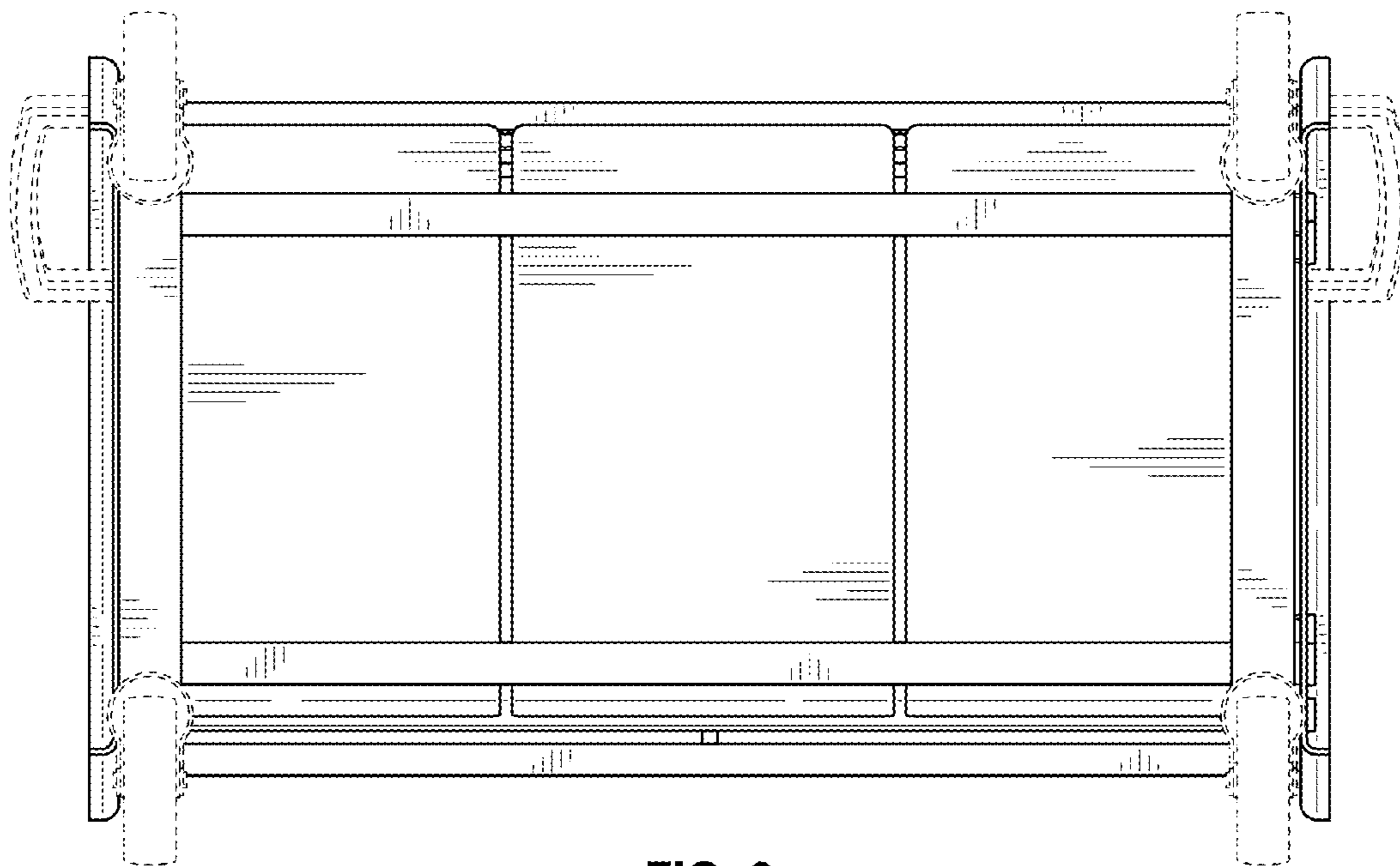


FIG. 6