



US00D709707S

(12) **United States Design Patent**  
**Chan et al.**

(10) **Patent No.:** **US D709,707 S**  
(45) **Date of Patent:** **\*\* Jul. 29, 2014**

(54) **HANGER**

(71) Applicant: **Merrick Engineering, Inc.**, Corona, CA (US)

(72) Inventors: **Kasin Chan**, Alhambra, CA (US);  
**Abraham Abdi**, Newport Coast, CA (US)

(73) Assignee: **Merrick Engineering, Inc.**, Corona, CA (US)

(\*\*) Term: **14 Years**

(21) Appl. No.: **29/449,116**

(22) Filed: **Mar. 14, 2013**

(51) **LOC (10) Cl.** ..... **06-08**

(52) **U.S. Cl.**  
USPC ..... **D6/319**

(58) **Field of Classification Search**  
USPC ..... D6/315-328, 672; 223/85-98; 211/10,  
211/13.1, 85.2, 86.01, 87.01, 113  
See application file for complete search history.

(56) **References Cited**

**U.S. PATENT DOCUMENTS**

D140,337 S \* 2/1945 Hill ..... D6/319  
2,656,077 A \* 10/1953 Gensky et al. .... 223/91

D471,723 S \* 3/2003 Laguelle ..... D6/319  
D500,603 S \* 1/2005 Lambert ..... D6/326  
D507,705 S 7/2005 Abdi et al.  
7,118,014 B2 \* 10/2006 Ali et al. .... 223/85  
D591,055 S \* 4/2009 Abdi et al. .... D6/317  
D640,876 S \* 7/2011 Cohen ..... D6/319  
2004/0256425 A1 \* 12/2004 Barre et al. .... 223/85  
2011/0139833 A1 \* 6/2011 Cheung ..... 223/86

\* cited by examiner

*Primary Examiner* — Derrick Holland

*Assistant Examiner* — Lauren Calve

(74) *Attorney, Agent, or Firm* — Knobbe, Martens, Olson & Bear LLP


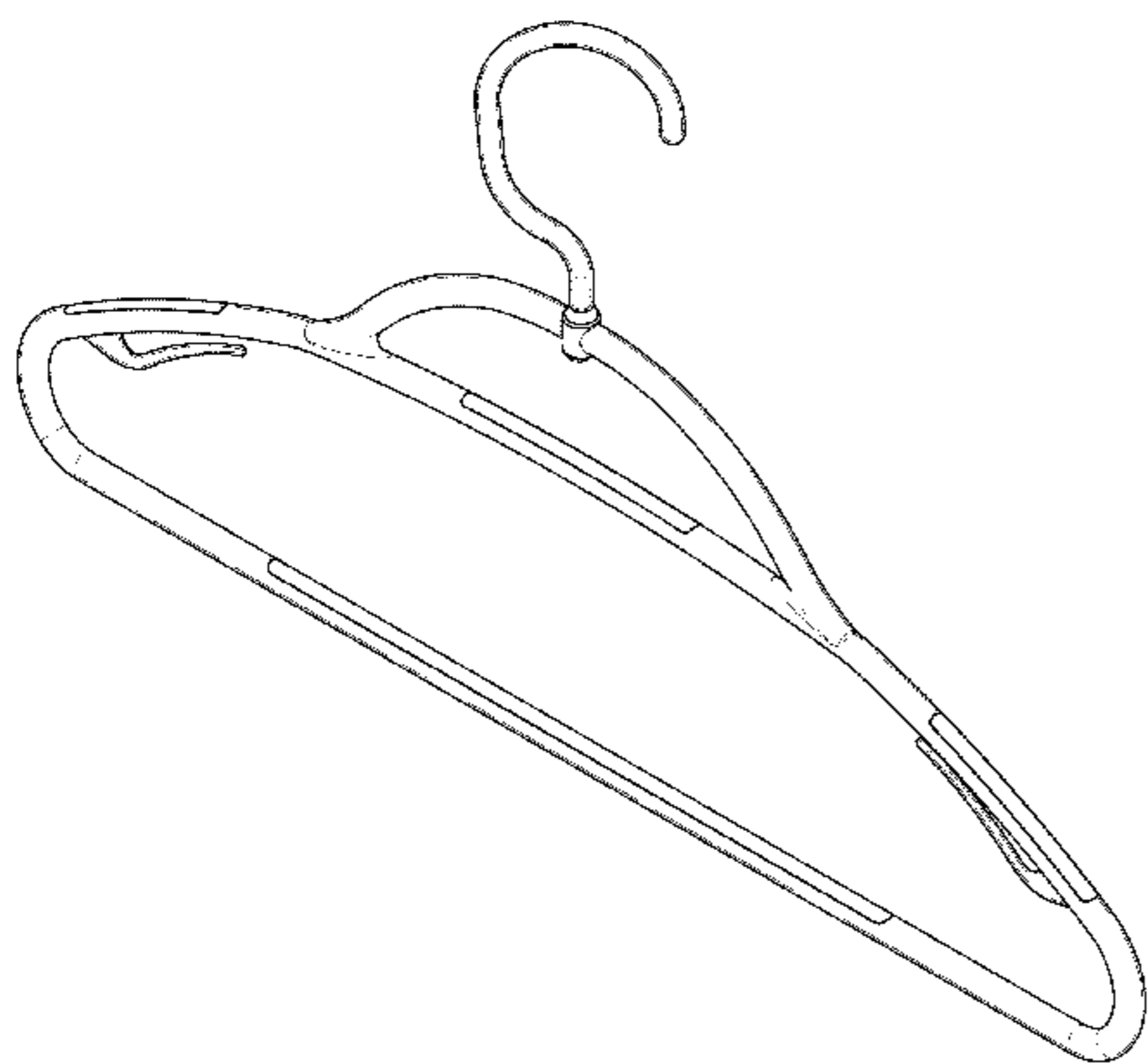
(57) **CLAIM**

The ornamental design for a hanger, as shown and described.

**DESCRIPTION**

FIG. 1 is a top perspective view of a hanger embodying my new design;  
FIG. 2 is a bottom perspective view of the hanger of FIG. 1;  
FIG. 3 is a front elevation view of the hanger of FIG. 1;  
FIG. 4 is a back elevation view of the hanger of FIG. 1;  
FIG. 5 is a left-side elevation view of the hanger of FIG. 1;  
FIG. 6 is a right-side elevation view of the hanger of FIG. 1;  
FIG. 7 is a top plan view of the hanger of FIG. 1; and,  
FIG. 8 is a bottom plan view of the hanger of FIG. 1.  
Broken lines, where utilized, are for illustrative purposes only and do not limit the claimed design.

**1 Claim, 6 Drawing Sheets**



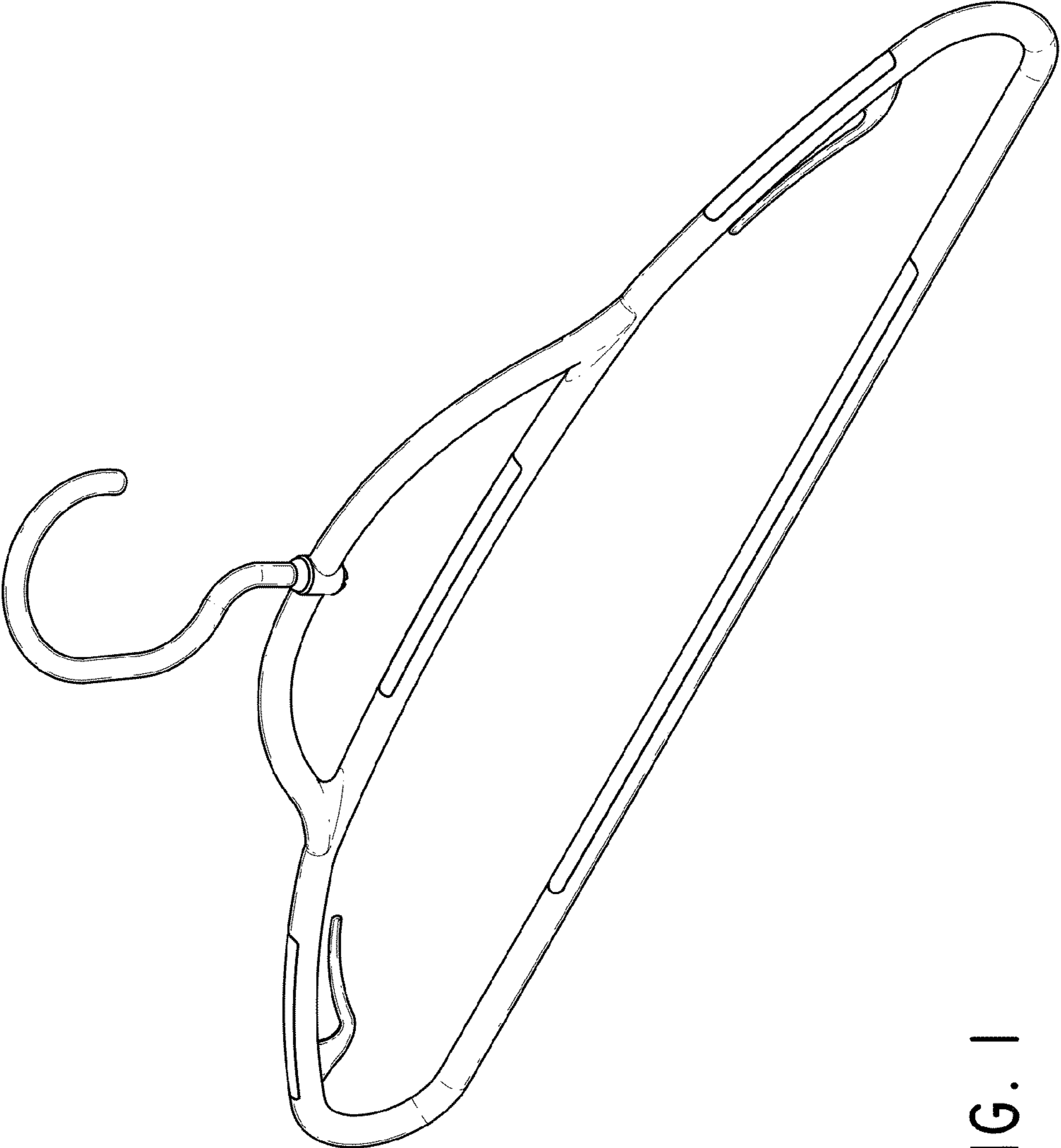


FIG. 1

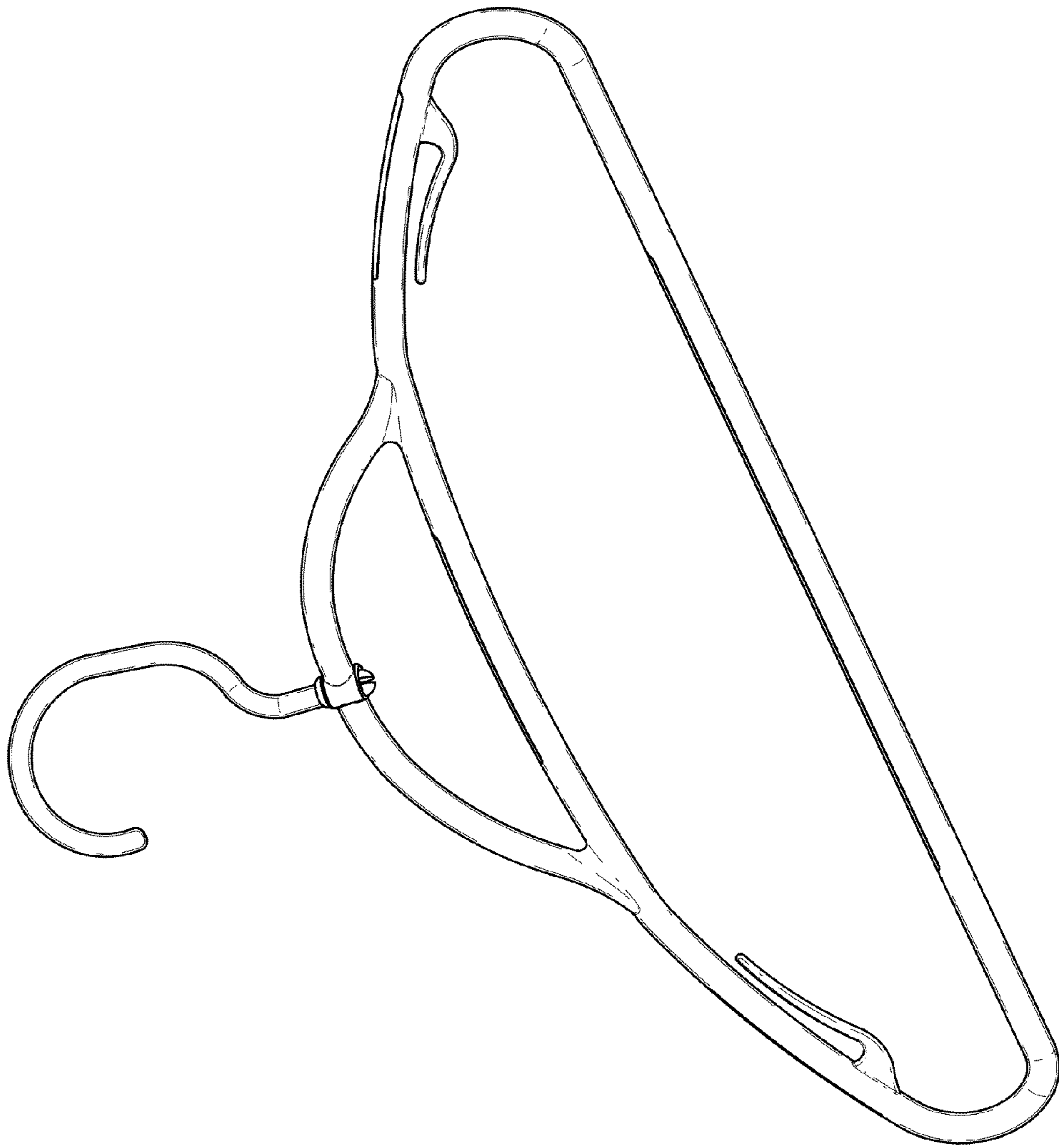


FIG. 2

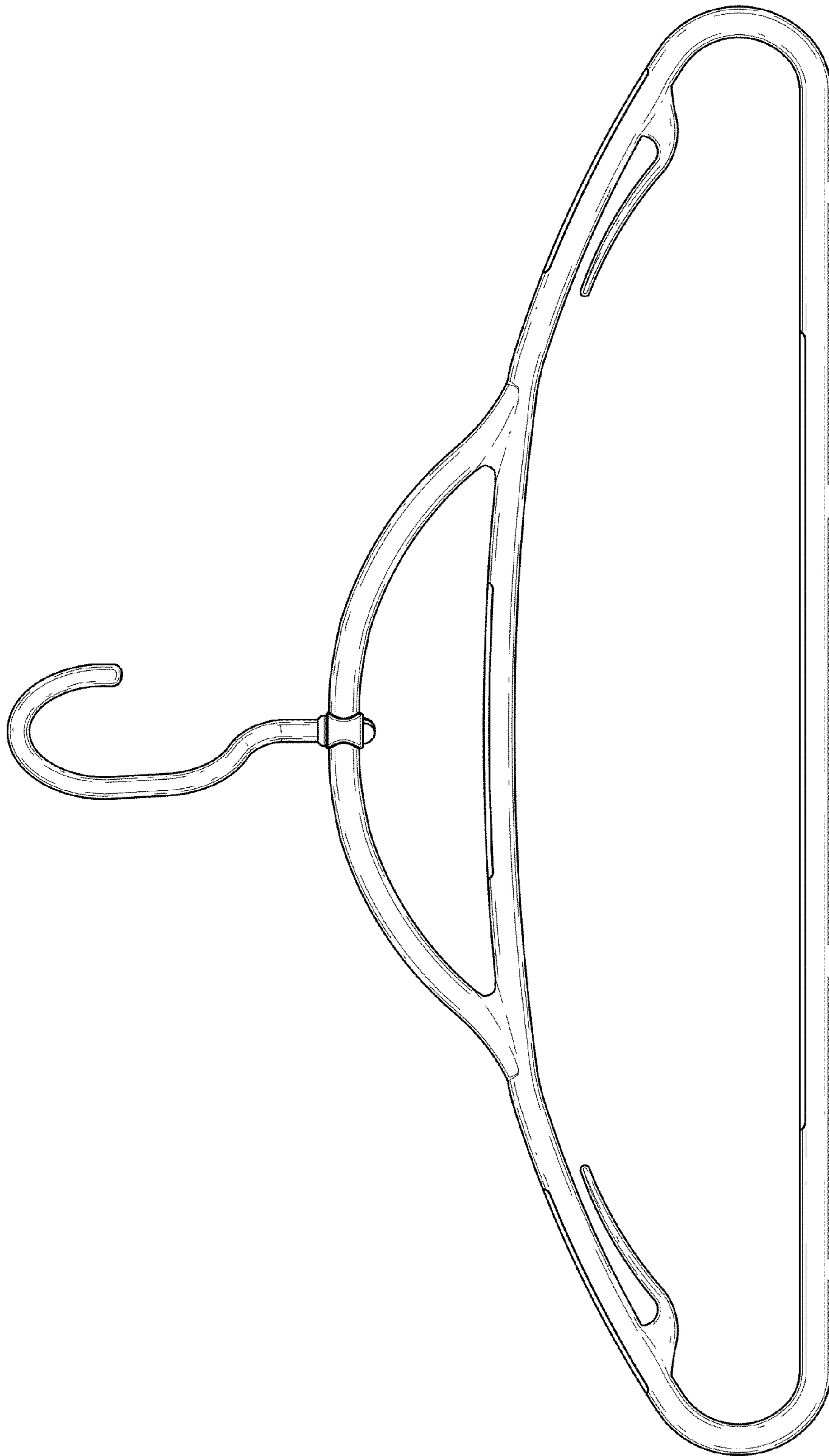


FIG. 3

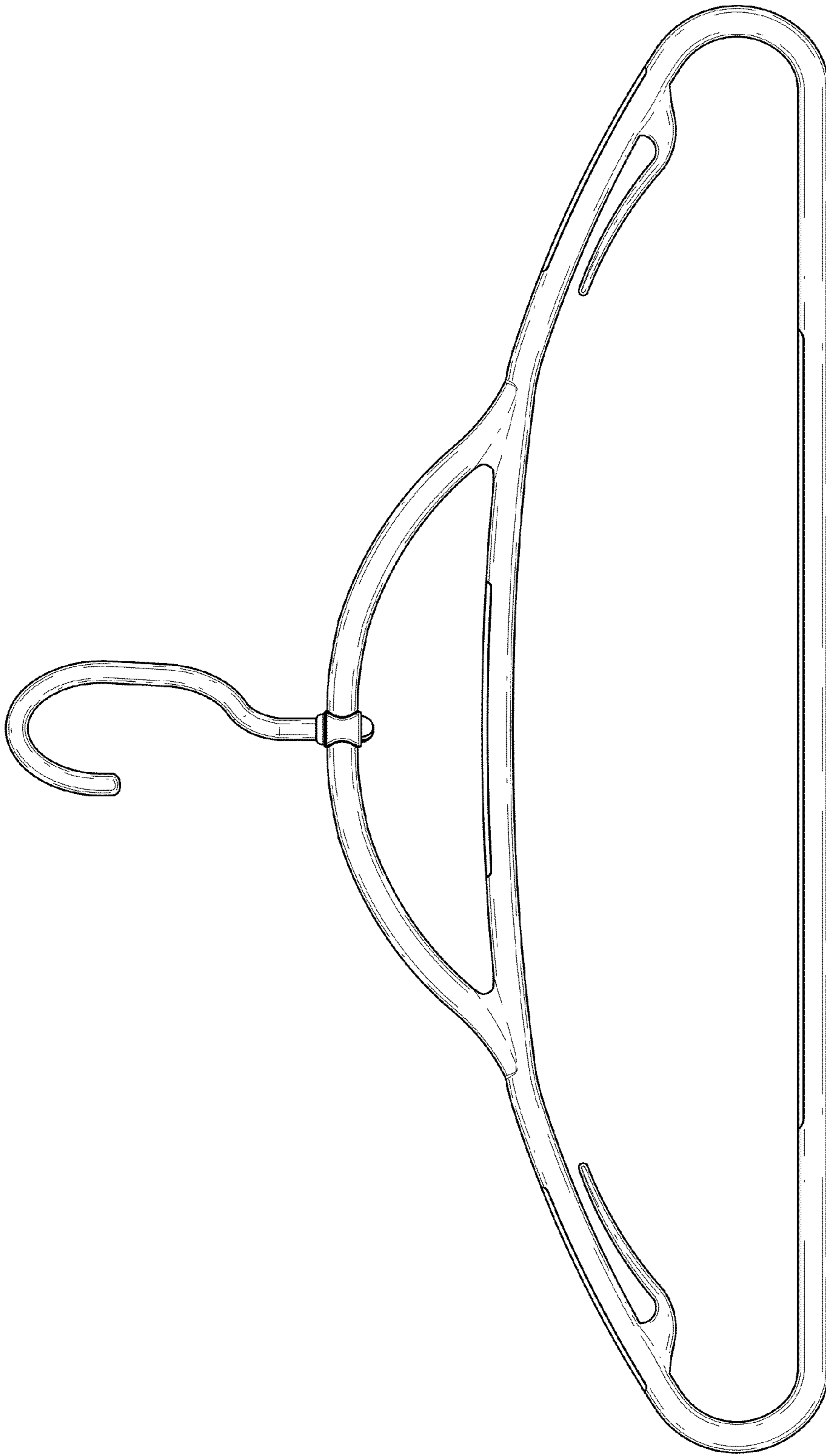


FIG. 4

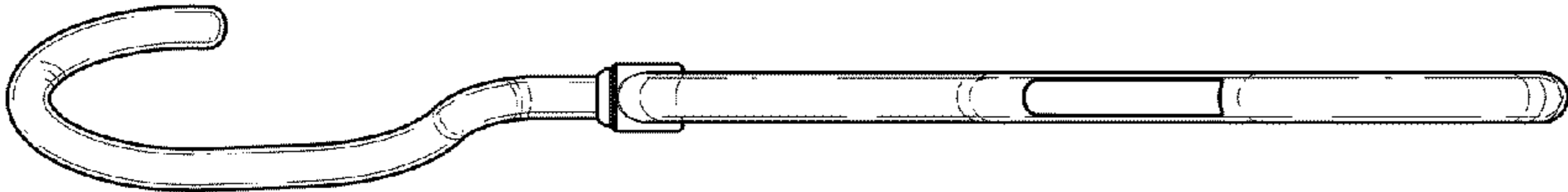


FIG. 6



FIG. 5

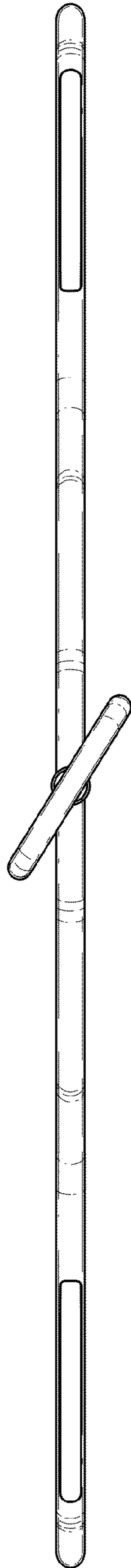


FIG. 7

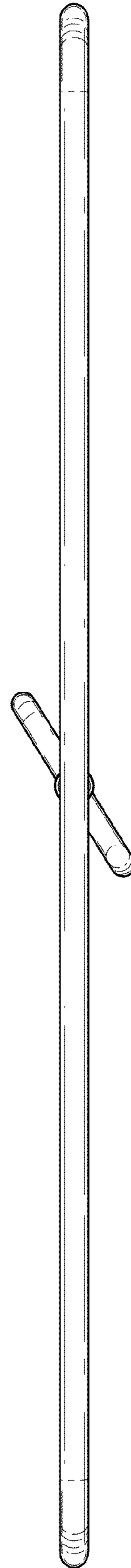


FIG. 8