



US00D709702S

(12) **United States Design Patent**
Coleman

(10) **Patent No.:** **US D709,702 S**

(45) **Date of Patent:** **** *Jul. 29, 2014**

(54) **WATER RESISTANT POUCH**

(71) Applicant: **Debbie Coleman**, Irvine, CA (US)

(72) Inventor: **Debbie Coleman**, Irvine, CA (US)

(73) Assignee: **Relief Pod International LLC**, Santa Ana, CA (US)

(*) Notice: This patent is subject to a terminal disclaimer.

(**) Term: **14 Years**

(21) Appl. No.: **29/450,092**

(22) Filed: **Mar. 15, 2013**

(51) **LOC (10) Cl.** **03-01**

(52) **U.S. Cl.**
USPC **D3/303**

(58) **Field of Classification Search**
CPC ... B65D 33/2591; A44B 19/16; A44B 16/267
USPC D3/290, 300, 303; D9/438, 707, 709,
D9/711; 383/210, 104, 203, 61.2
See application file for complete search history.

(56) **References Cited**

U.S. PATENT DOCUMENTS

5,871,281	A *	2/1999	Stolmeier et al.	383/64
5,956,815	A *	9/1999	O'Connor et al.	24/30.5 R
6,257,763	B1 *	7/2001	Stolmeier et al.	383/5
D451,378	S *	12/2001	Kinigakis et al.	D9/709
2001/0043762	A1 *	11/2001	Cappel et al.	383/5
2002/0090489	A1 *	7/2002	Dobreski et al.	428/99
2003/0002753	A1 *	1/2003	Stolmeier et al.	383/64
2003/0118758	A1 *	6/2003	Chen et al.	428/35.2
2003/0185466	A1 *	10/2003	Edelman et al.	383/5

2004/0047524	A1 *	3/2004	Stolmeier et al.	383/210
2005/0025392	A1 *	2/2005	Stolmeier	383/5
2005/0280181	A1 *	12/2005	Turvey et al.	264/284
2007/0292052	A1 *	12/2007	Hui et al.	383/63
2007/0294885	A1 *	12/2007	Patel et al.	29/767
2009/0265898	A1 *	10/2009	Ackerman et al.	24/400

* cited by examiner

Primary Examiner — Deanna L Pratt

Assistant Examiner — Ieisha Price

(74) *Attorney, Agent, or Firm* — Miller Nash LLP; Chandra E. Eidt

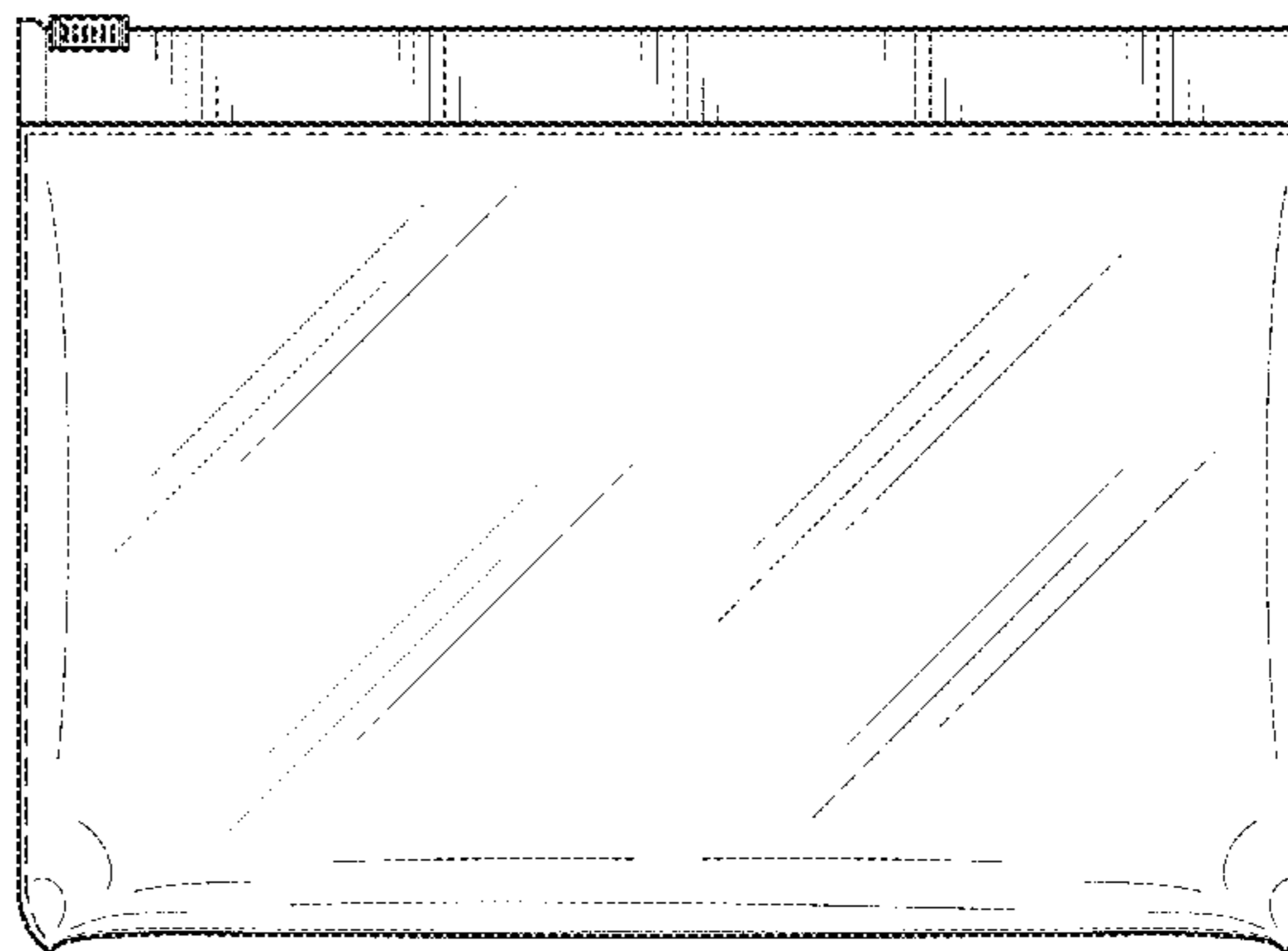

(57) **CLAIM**

The ornamental design for a water resistant pouch, as shown and described.

DESCRIPTION

FIG. 1 illustrates a front perspective view of the new design for a water resistant pouch;
FIG. 2 illustrates a rear perspective view thereof;
FIG. 3 illustrates a front view thereof;
FIG. 4 illustrates a rear view thereof;
FIG. 5 illustrates a right side view thereof;
FIG. 6 illustrates a left side view thereof;
FIG. 7 illustrates a top view thereof;
FIG. 8 illustrates a bottom view thereof; and,
FIG. 9 illustrates a front view thereof wherein the top of the pouch is open.
The broken lines in the drawings illustrate portions of the water resistant pouch which form no part of the claimed design.

1 Claim, 6 Drawing Sheets






Fig. 1




Fig. 2

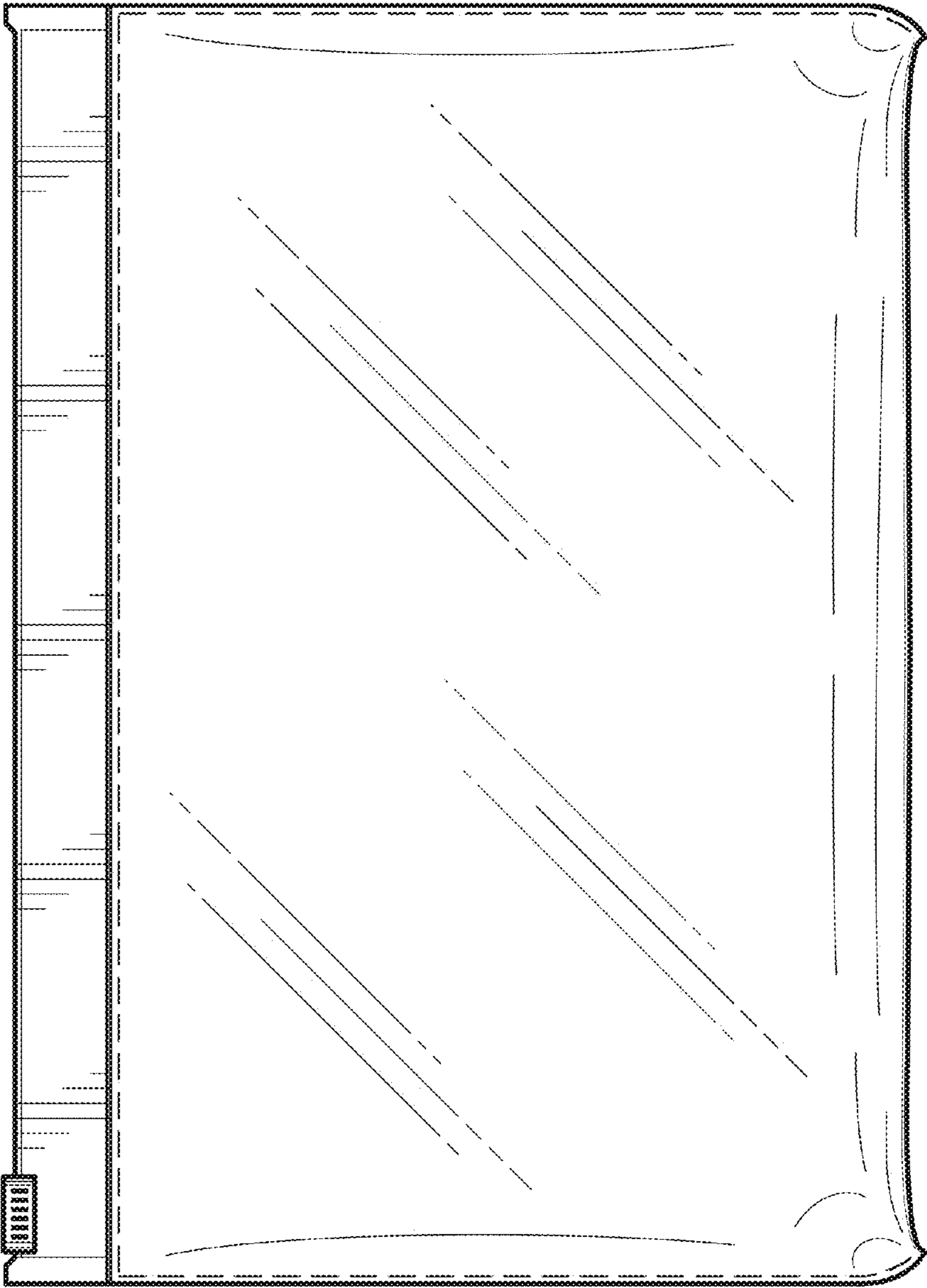


Fig. 3

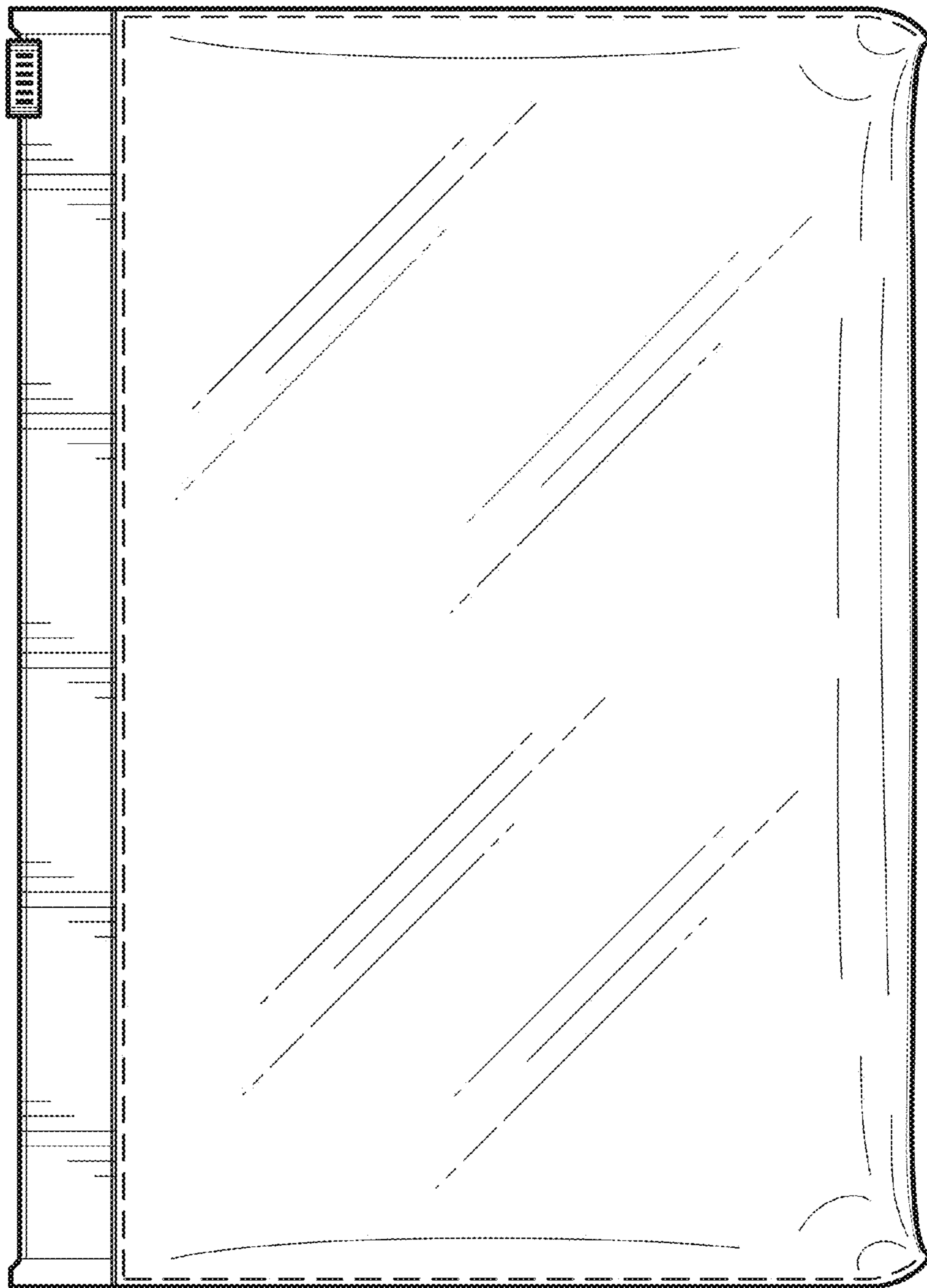


Fig. 4



Fig. 5




Fig. 6



Fig. 7



Fig. 8

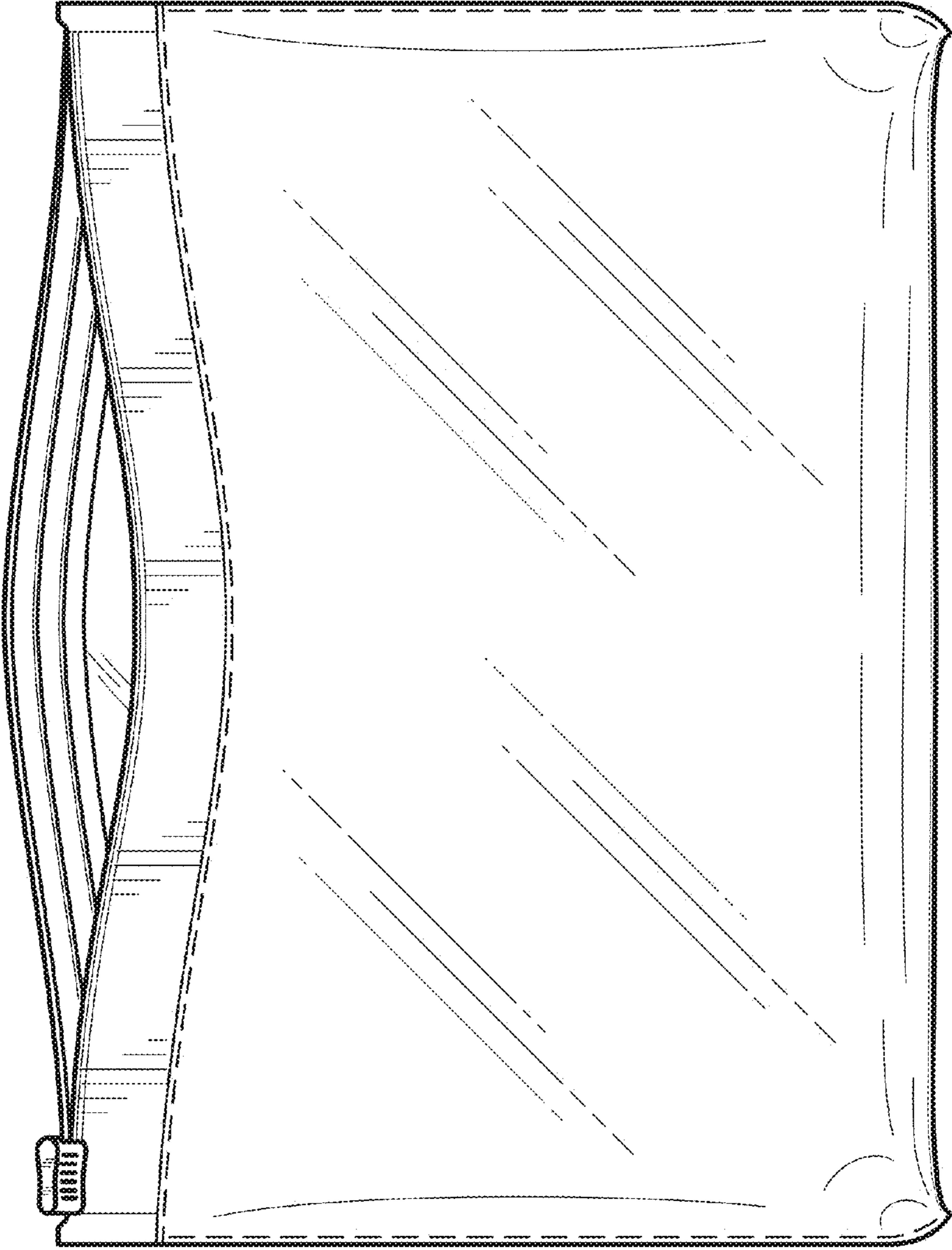


Fig. 9