



US00D709679S

(12) **United States Design Patent**
Winskowicz

(10) **Patent No.:** **US D709,679 S**
(45) **Date of Patent:** **** Jul. 29, 2014**

- (54) **SHOE SOLE**
- (75) Inventor: **Robert Winskowicz**, N. Andover, MA (US)
- (73) Assignee: **Robert Winskowicz**, North Andover, MA (US)
- (**) Term: **14 Years**
- (21) Appl. No.: **29/395,095**
- (22) Filed: **Nov. 21, 2011**
- (51) **LOC (10) Cl.** **02-04**
- (52) **U.S. Cl.**
USPC **D2/947; D2/951**
- (58) **Field of Classification Search**
USPC D2/902, 906, 908, 916, 918, 925,
D2/946-962, 977; 36/3 B, 22 R, 24.5, 25 R,
36/28, 32 R, 34 R, 59 C, 67 A, 103
See application file for complete search history.

D348,763 S *	7/1994	Judd et al.	D2/916
D357,570 S *	4/1995	Parisotto	D2/904
D400,694 S *	11/1998	Kang	D2/919
D414,019 S *	9/1999	Kang	D2/916
6,471,600 B2	10/2002	Tang et al.		
6,739,980 B2	5/2004	Scott et al.		
D498,902 S *	11/2004	Adams	D2/951
6,912,802 B2	7/2005	Cooper		
D582,642 S *	12/2008	Robinson et al.	D2/962
D586,989 S *	2/2009	Dave et al.	D2/956
D592,391 S *	5/2009	McMullin	D2/962
D593,736 S *	6/2009	Mochen et al.	D2/954
D628,778 S *	12/2010	Hardy	D2/908
D631,236 S *	1/2011	Matsubara	D2/951
D631,240 S *	1/2011	Shuttleworth et al.	D2/962
7,946,062 B2 *	5/2011	Kelly	36/127
D639,030 S *	6/2011	Chionna	D2/902
D643,187 S *	8/2011	Hardy	D2/907

(Continued)

Primary Examiner — T. Chase Nelson

(57) **CLAIM**
The ornamental design for a shoe sole, as shown and described.


(56) **References Cited**
U.S. PATENT DOCUMENTS

256,544 A *	4/1882	Cable	12/142 R
D31,294 S *	7/1899	Fuller	D2/947
D31,381 S *	8/1899	O'Sullivan	D2/949
872,762 A *	12/1907	Shillaber	36/25 R
2,435,668 A *	2/1948	Behringer et al.	36/11.5
2,580,840 A *	1/1952	Rogndal	36/29
D178,700 S *	9/1956	Sandler	D2/918
D185,289 S *	5/1959	Kadlec	D2/914
D212,521 S *	10/1968	Herunter	D2/957
D244,886 S *	7/1977	Perser et al.	D2/914
D251,757 S *	5/1979	Pelfrey	D2/906
4,688,798 A	8/1987	Pelz		
4,937,954 A *	7/1990	Clement	36/127
5,301,442 A	4/1994	Williams		

DESCRIPTION

FIG. 1 is a three-quarter front view of the shoe sole of the present invention;
FIG. 2 is a side view of the shoe sole of FIG. 1;
FIG. 3 is a top view of the shoe sole of FIG. 1;
FIG. 4 is a bottom view of the shoe sole of FIG. 1;
FIG. 5 is a front view of the shoe sole of FIG. 1; and,
FIG. 6 is a rear view of the shoe sole of FIG. 1.
The broken lines immediately adjacent the shoe sole represent unclaimed boundaries of this design. The broken lines showing the remainder of the shoe are for environmental purposes only and form no part of the claimed design.

1 Claim, 5 Drawing Sheets



(56)

References Cited

U.S. PATENT DOCUMENTS

D648,103 S *	11/2011	Chionna	D2/906	D671,719 S *	12/2012	LoConte	D2/909
D652,202 S *	1/2012	Huh	D2/957	D675,003 S *	1/2013	Leon et al.	D2/960
D653,438 S *	2/2012	Moon	D2/957	D685,983 S *	7/2013	Winskowicz	D2/947
D654,681 S *	2/2012	Bacon	D2/969	2005/0262733 A1 *	12/2005	Dean	36/34 R
D661,075 S *	6/2012	Bacon et al.	D2/960	2006/0117599 A1 *	6/2006	Deem et al.	36/3 B
D663,936 S *	7/2012	Lane	D2/969	2007/0227044 A1 *	10/2007	Maxson	36/44
				2010/0107450 A1 *	5/2010	Locke et al.	36/134
				2010/0281711 A1 *	11/2010	Vestuti et al.	36/28

* cited by examiner

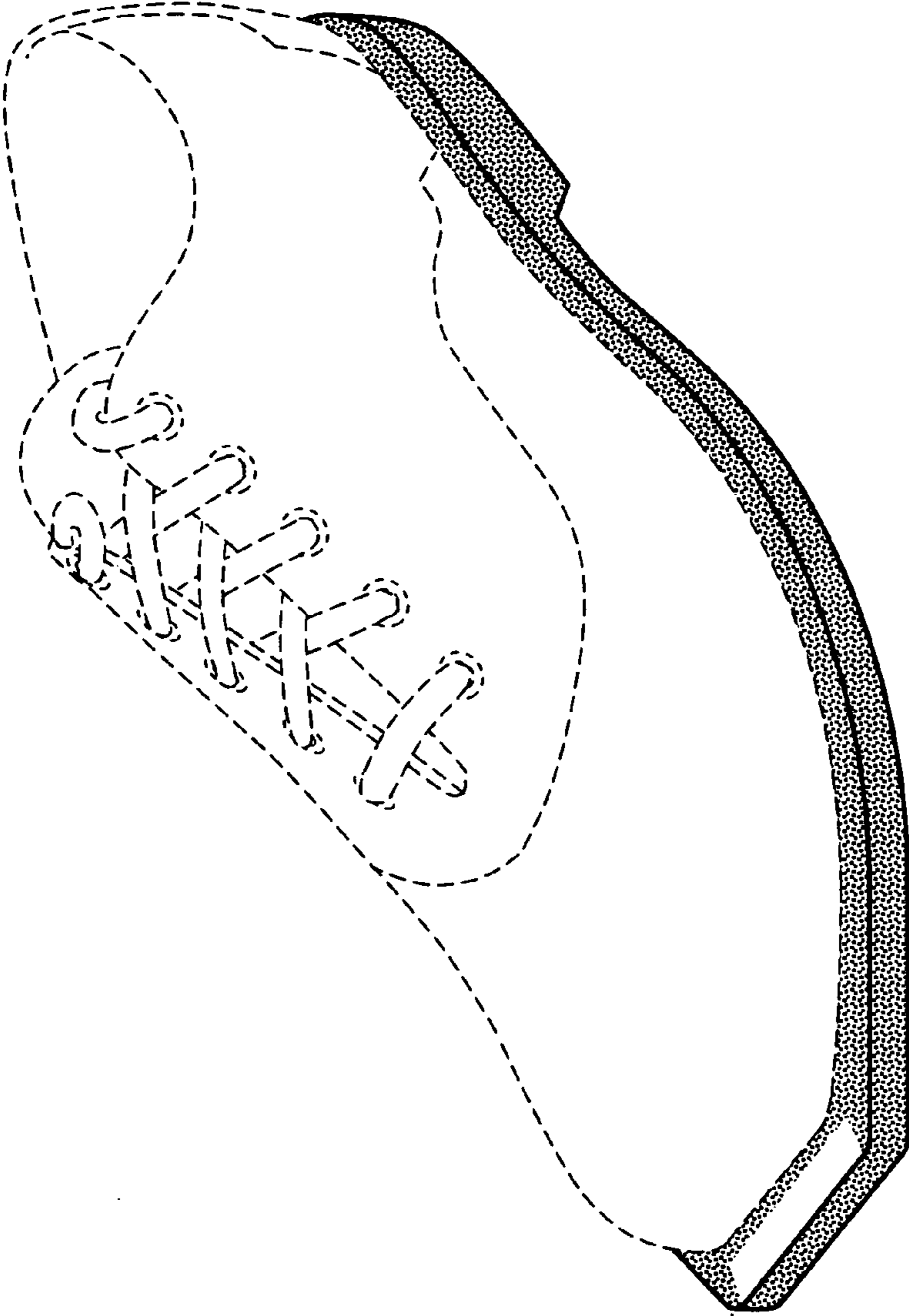


Fig. 1

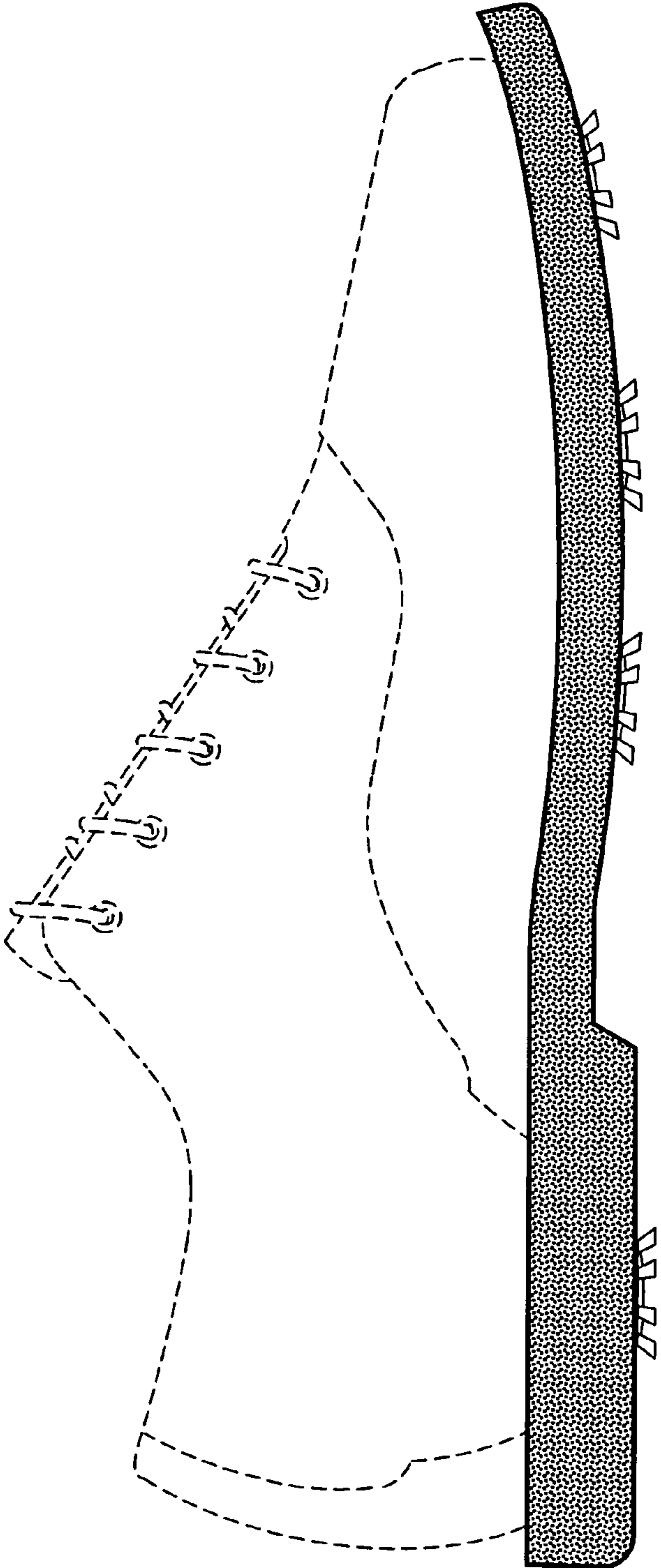


Fig. 2

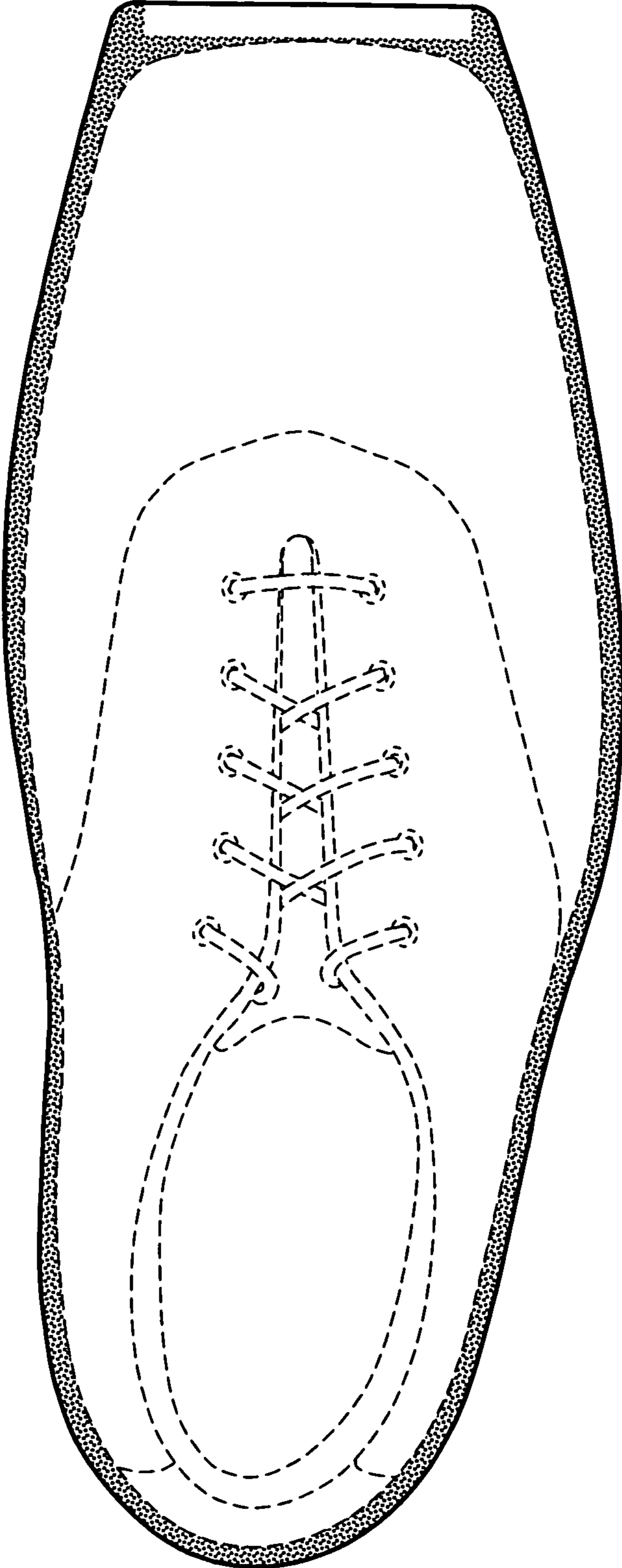


Fig. 3

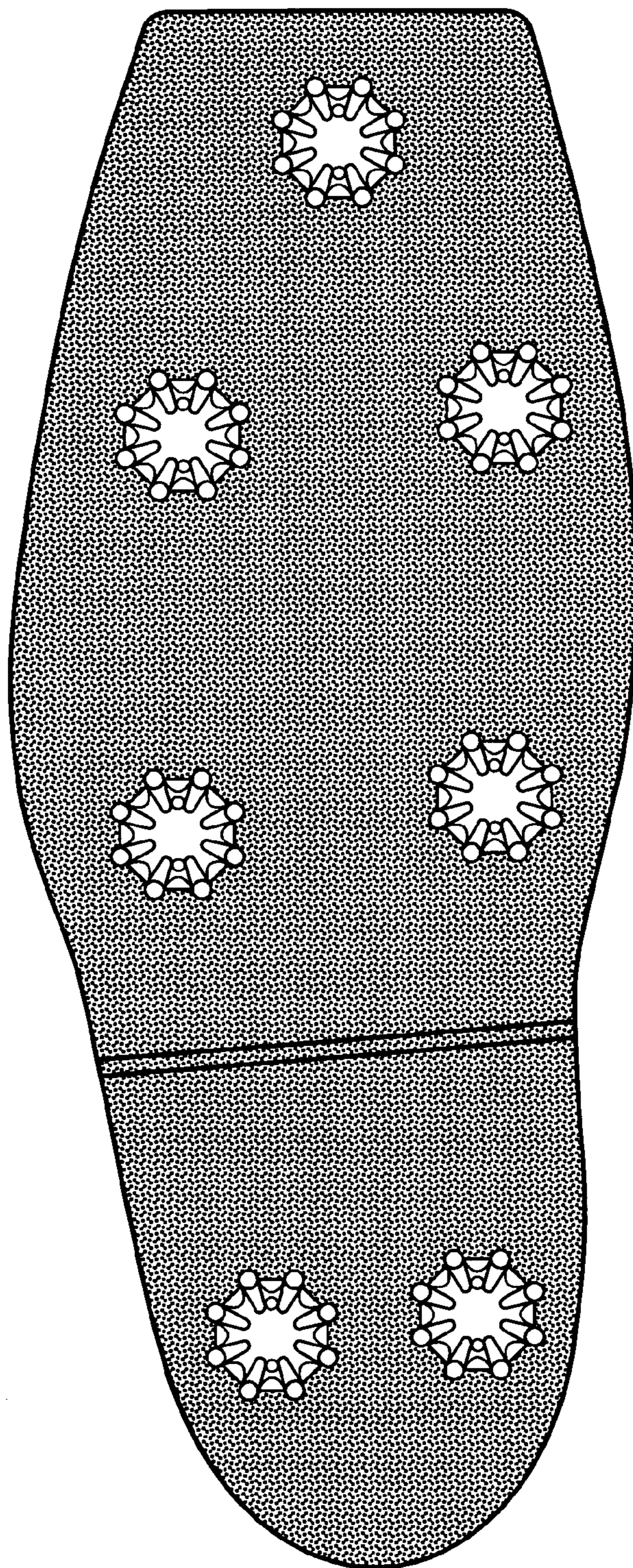


Fig. 4

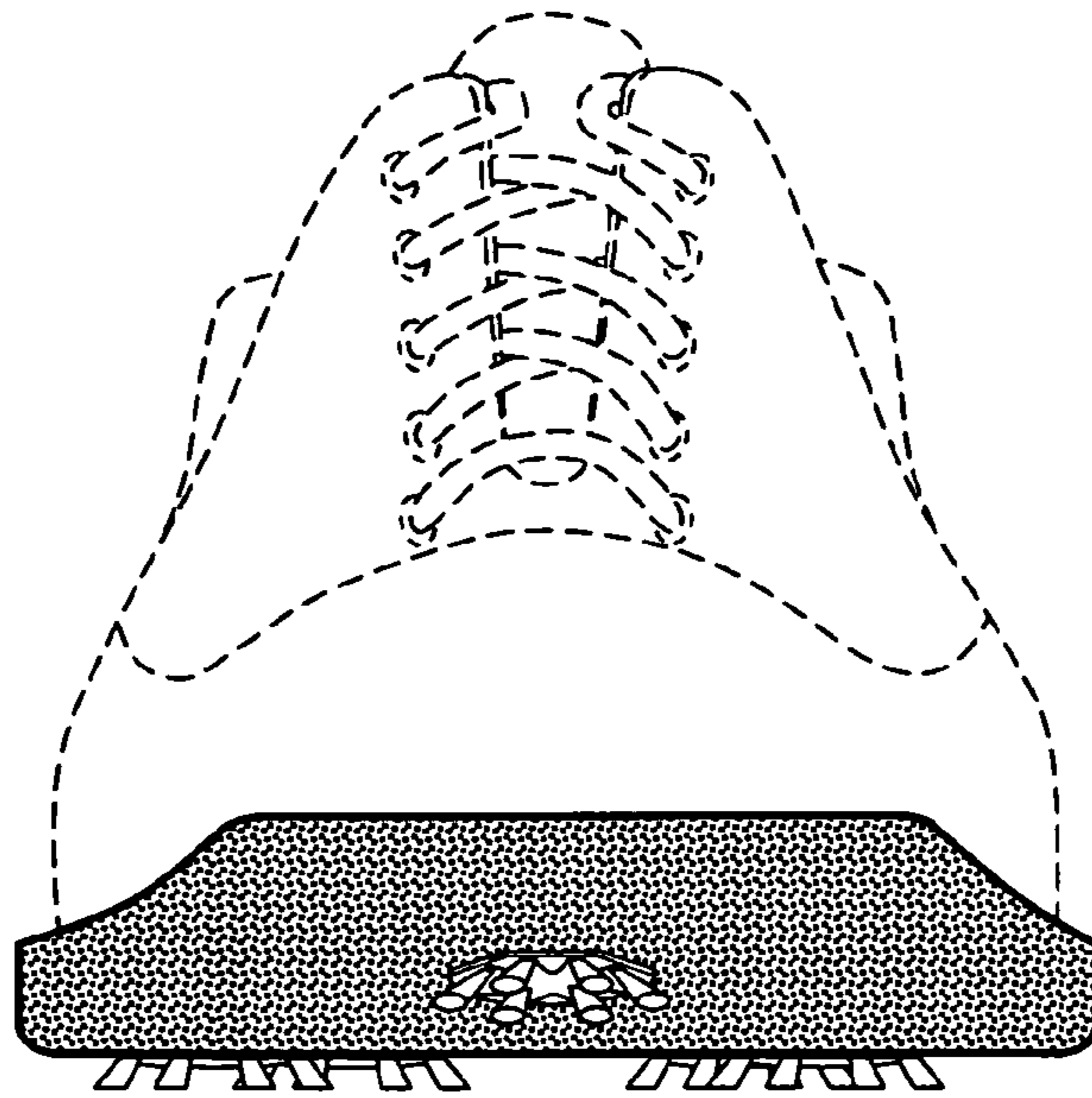


Fig. 5

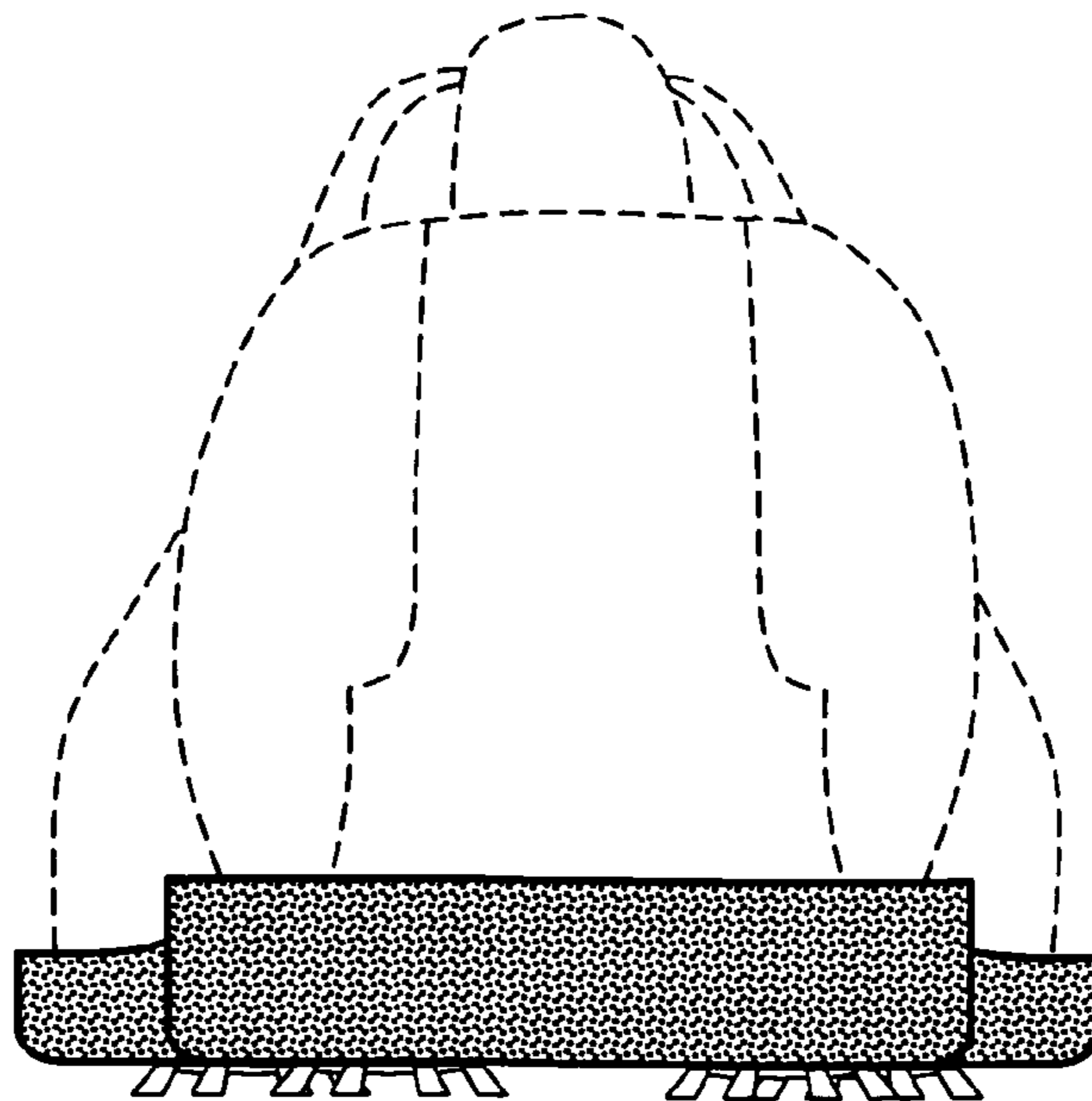


Fig. 6