



US00D709676S

(12) **United States Design Patent**
Iachini

(10) **Patent No.:** **US D709,676 S**

(45) **Date of Patent:** **** Jul. 29, 2014**

(54) **SHOE**

(75) **Inventor:** **Elena Iachini**, Civitanova Marche (IT)

(73) **Assignee:** **Strategia Societa a Responsibilita Limitata**, Civitanova Marche (MC) (IT)

(**) **Term:** **14 Years**

(21) **Appl. No.:** **29/430,413**

(22) **Filed:** **Aug. 24, 2012**

(51) **LOC (10) Cl.** **02-04**

(52) **U.S. Cl.**
USPC **D2/902; D2/944**

(58) **Field of Classification Search**

CPC A43B 13/22; A43B 13/223; A43B 5/00;
A43B 5/002; A43B 5/003; A43B 5/005;
A43B 5/007; A43B 5/008; A43B 5/02;
A43B 5/025; A43B 5/04; A43B 5/0401;
A43B 5/0411; A43B 5/06; A43B 5/10;
A43B 5/14; A43B 5/145; A43B 5/18; A43B
5/185; A43B 13/00; A43B 13/04
USPC D2/896, 902, 906, 909, 910, 911, 912,
D2/943, 944, 945, 946, 947, 951, 953, 960,
D2/970, 977, 978; 36/83, 113, 114, 115,
36/126-131, 25 R, 30 R, 32 R

See application file for complete search history.

(56) **References Cited**

U.S. PATENT DOCUMENTS

3,613,273	A *	10/1971	Marquis	36/89
4,366,634	A *	1/1983	Giese et al.	36/114
D273,340	S *	4/1984	Gamm	D2/902
4,441,265	A *	4/1984	Burns et al.	36/114
D281,926	S *	12/1985	Hill	D2/902
4,571,856	A *	2/1986	Lin et al.	36/89
4,577,419	A *	3/1986	Chassaing	36/89
D283,463	S *	4/1986	Chassaing	D2/902

D284,039	S *	6/1986	Yoshitake	D2/902
4,621,648	A *	11/1986	Ivany	602/27
4,676,011	A *	6/1987	O'Rourke et al.	36/89
D292,784	S *	11/1987	Autry	D2/902
4,766,681	A *	8/1988	O'Rourke et al.	36/89
D303,867	S *	10/1989	Argyropoulos	D2/902
5,109,613	A *	5/1992	Van Dyke	36/89
5,253,435	A *	10/1993	Auger et al.	36/88
D350,013	S *	8/1994	Gitelman	D2/902
D350,222	S *	9/1994	Hase	D2/902
D350,637	S *	9/1994	Mitsui	D2/902
D353,935	S *	1/1995	Pollack	D2/902
D356,206	S *	3/1995	Martin	D2/902
D356,884	S *	4/1995	Ho	D2/902
D367,554	S *	3/1996	James	D2/912
D367,754	S *	3/1996	James	D2/912
D382,690	S *	8/1997	Hirahata	D2/902
D552,833	S *	10/2007	Yamashita et al.	D2/902
7,325,336	B2 *	2/2008	Yamashita et al.	36/102
D591,031	S *	4/2009	Cofinco	D2/902
D611,230	S *	3/2010	Choi	D2/902
D613,041	S *	4/2010	Thompson	D2/902
D635,748	S *	4/2011	Katz et al.	D2/902

(Continued)

Primary Examiner — Elizabeth J Oswecki

(74) *Attorney, Agent, or Firm* — Egbert Law Offices, PLLC

(57) **CLAIM**

The ornamental design for a shoe, as shown and described.

DESCRIPTION

FIG. 1 is an upper perspective view of a shoe showing my new design;

FIG. 2 is a side elevation view thereof;

FIG. 3 is an opposite side elevation view thereof;

FIG. 4 is a front elevation view thereof;


FIG. 5 is a rear elevation view thereof;

FIG. 6 is a top plan view thereof; and,

FIG. 7 is a bottom plan view thereof.

The dashed lines shown on the shoe represent stitching.

1 Claim, 3 Drawing Sheets



US D709,676 S

Page 2

(56)

References Cited

U.S. PATENT DOCUMENTS

D641,546 S * 7/2011 Choi D2/969
D641,963 S * 7/2011 Choi D2/969

D656,715 S * 4/2012 Katz et al. D2/902
D702,024 S * 4/2014 Della Valle et al. D2/902
D702,423 S * 4/2014 Della Valle et al. D2/902

* cited by examiner

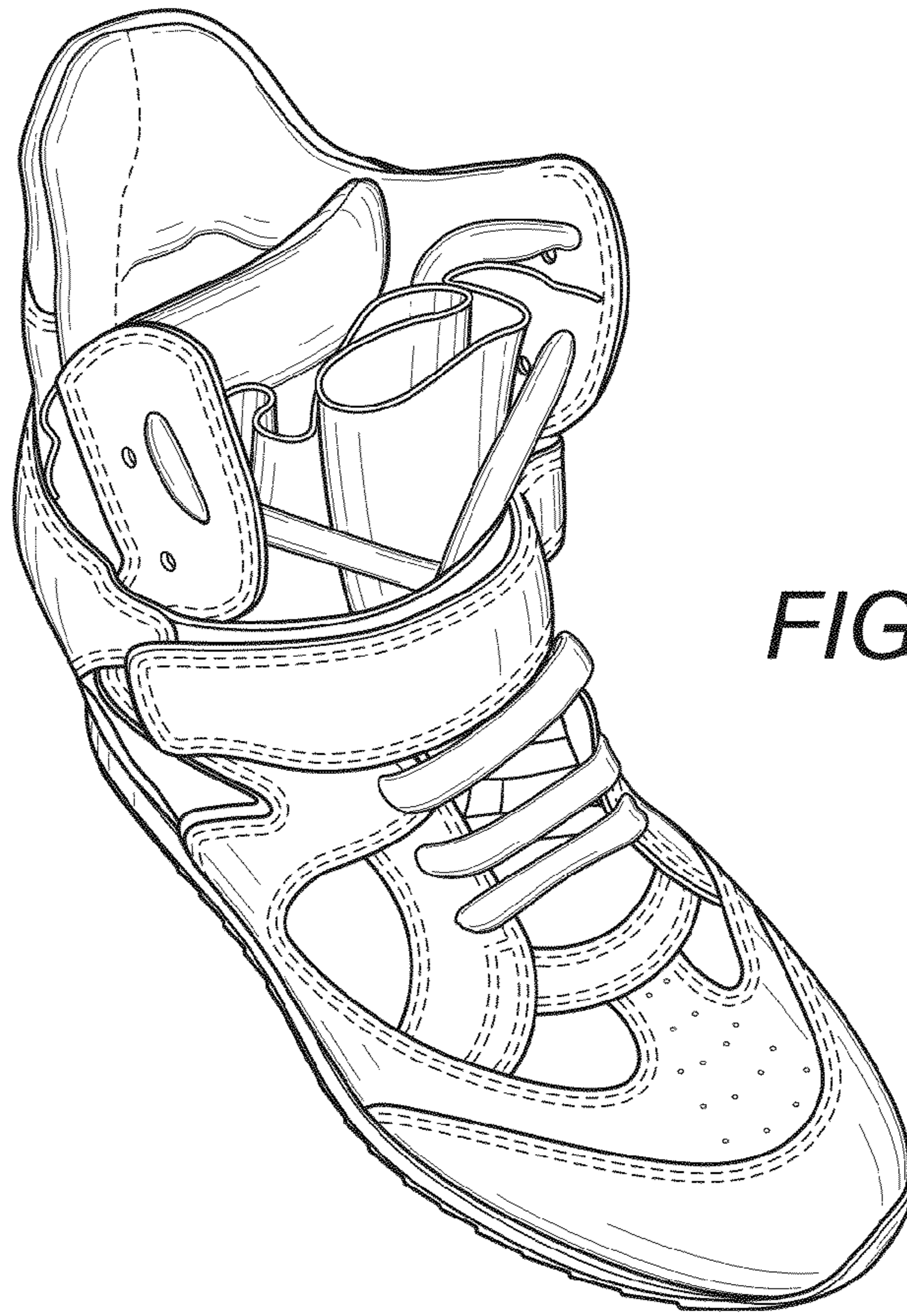


FIG. 1



FIG. 2



FIG. 3

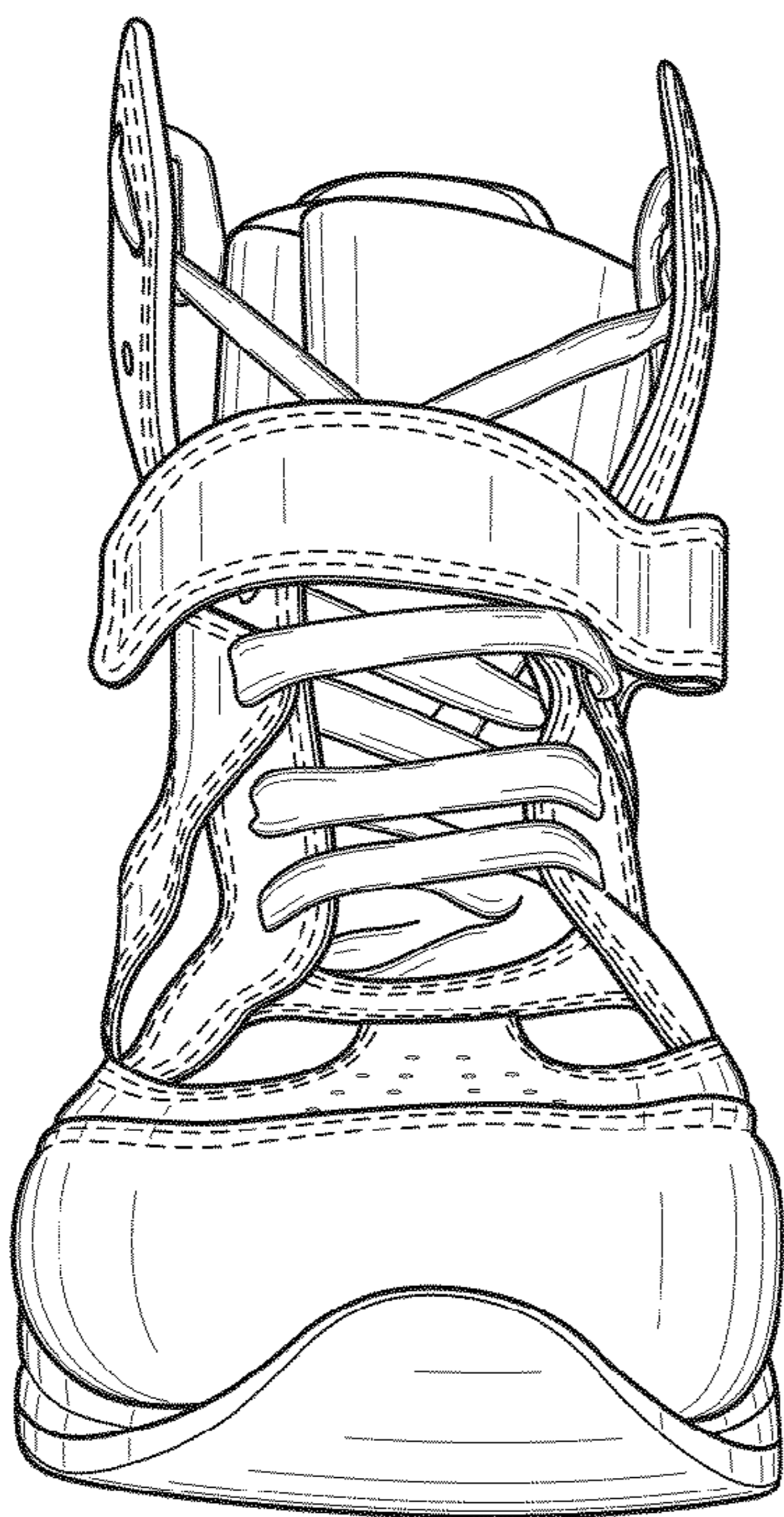


FIG. 4

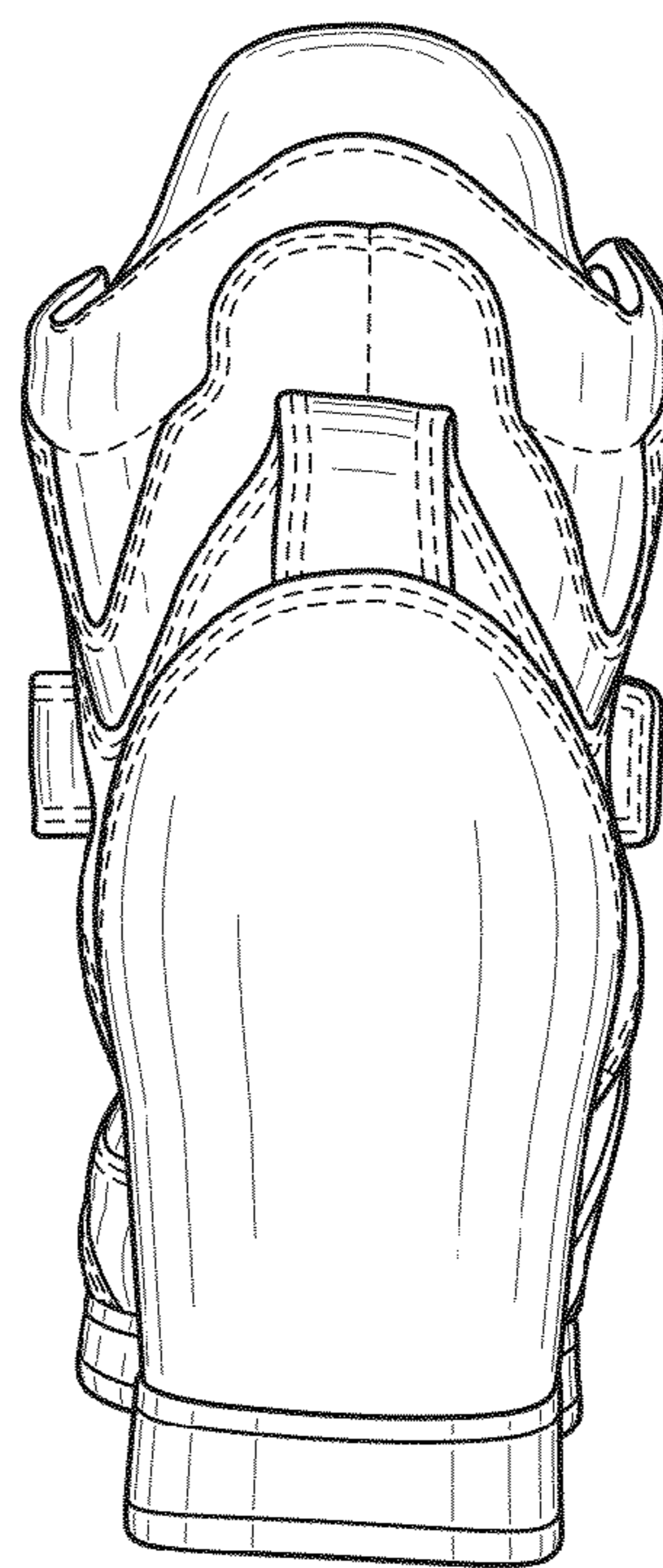


FIG. 5

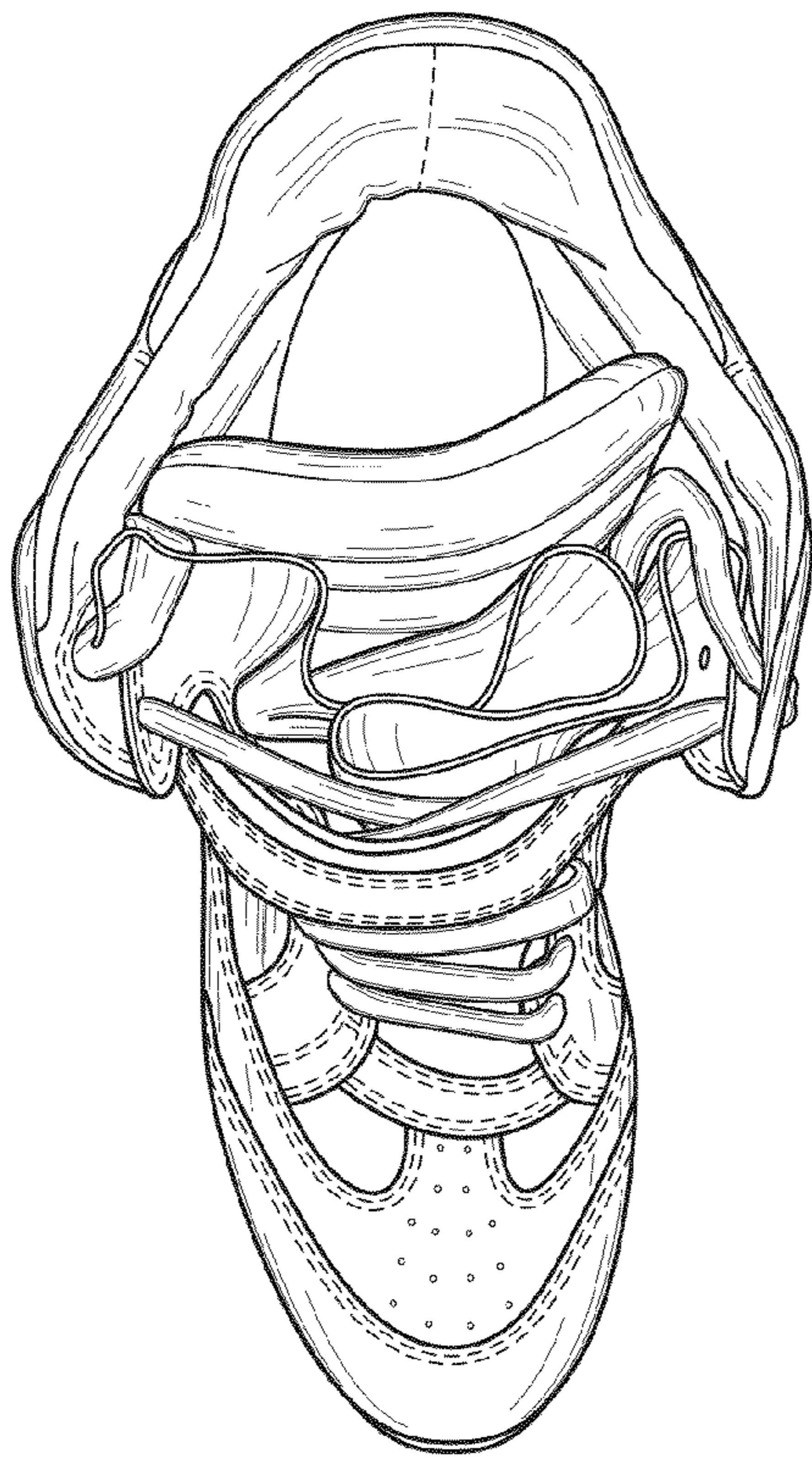


FIG. 6

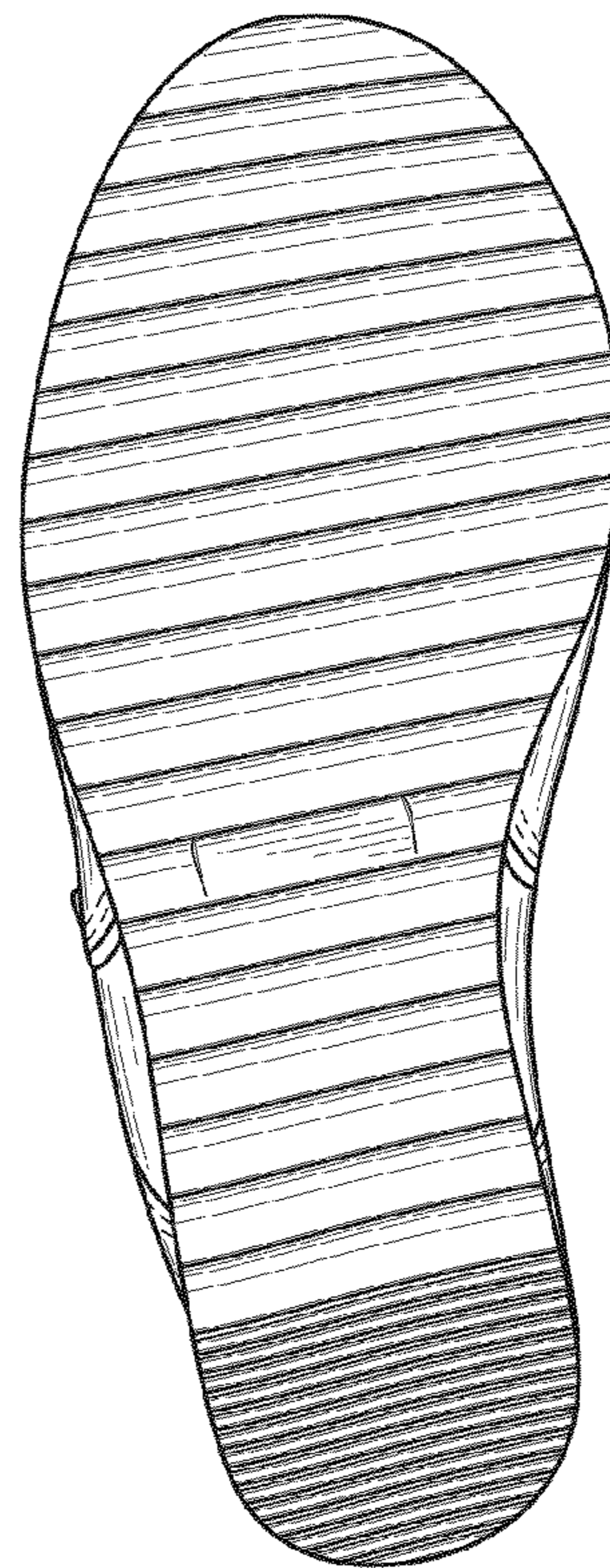


FIG. 7