



US00D709674S

(12) **United States Design Patent**
Gomes

(10) **Patent No.:** **US D709,674 S**
(45) **Date of Patent:** **** Jul. 29, 2014**

- (54) **MILITARY STYLE HAT**
- (71) Applicant: **Jason K. Gomes**, Edgewood, MD (US)
- (72) Inventor: **Jason K. Gomes**, Edgewood, MD (US)
- (**) Term: **14 Years**
- (21) Appl. No.: **29/441,440**
- (22) Filed: **Jan. 4, 2013**
- (51) **LOC (10) Cl.** **02-03**
- (52) **U.S. Cl.**
USPC **D2/882**
- (58) **Field of Classification Search**
USPC D2/865, 866, 872, 878, 879, 882, 883,
D2/884, 886, 887, 888, 891, 892; 2/171,
2/171.5, 171.6, 171.7, 171.8, 175.1,
2/175.9, 183, 195.1, 195.2, 209.12,
2/209.13, 209.3, 209.4, 209.5, 209.7
See application file for complete search history.

(56) **References Cited**

U.S. PATENT DOCUMENTS

109,566	A *	11/1870	White	2/195.1
592,298	A *	10/1897	Lattimore	2/195.1
2,243,357	A *	5/1941	Ostolaza et al.	2/175.9
D130,182	S *	10/1941	Maxwell et al.	D2/887
D134,878	S *	1/1943	Grice	D2/882
2,697,835	A *	12/1954	Stone	2/181.2
2,716,753	A *	9/1955	Gordon	2/195.1
2,810,913	A *	10/1957	Kennedy	2/183

4,249,269	A *	2/1981	Price	2/195.5
D284,804	S *	7/1986	Satterfield	D2/879
D290,422	S *	6/1987	Brouman	D2/866
D303,314	S *	9/1989	Pridgen	D2/866
D314,857	S *	2/1991	Vossler	D2/888
D340,344	S *	10/1993	McPherson	D2/884
5,510,961	A *	4/1996	Peng	362/106
D378,238	S *	3/1997	Anderson	D2/869
6,643,848	B1 *	11/2003	May	2/209.12
D532,185	S *	11/2006	St-Germain	D2/866
D691,349	S *	10/2013	Pearson	D2/882
2003/0226192	A1 *	12/2003	Wang	2/183

* cited by examiner

Primary Examiner — Karen E Eldridge Powers

(57) **CLAIM**

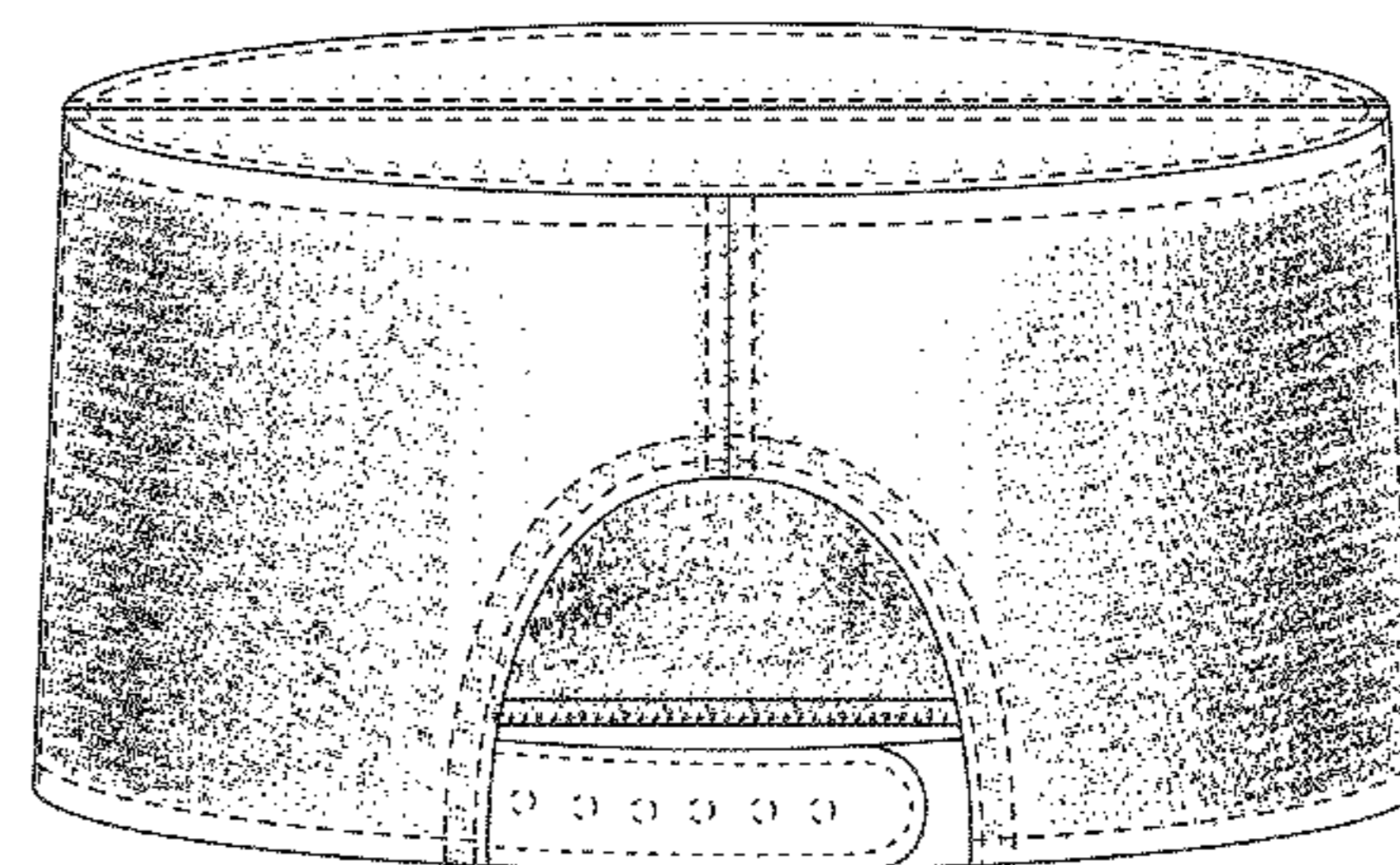
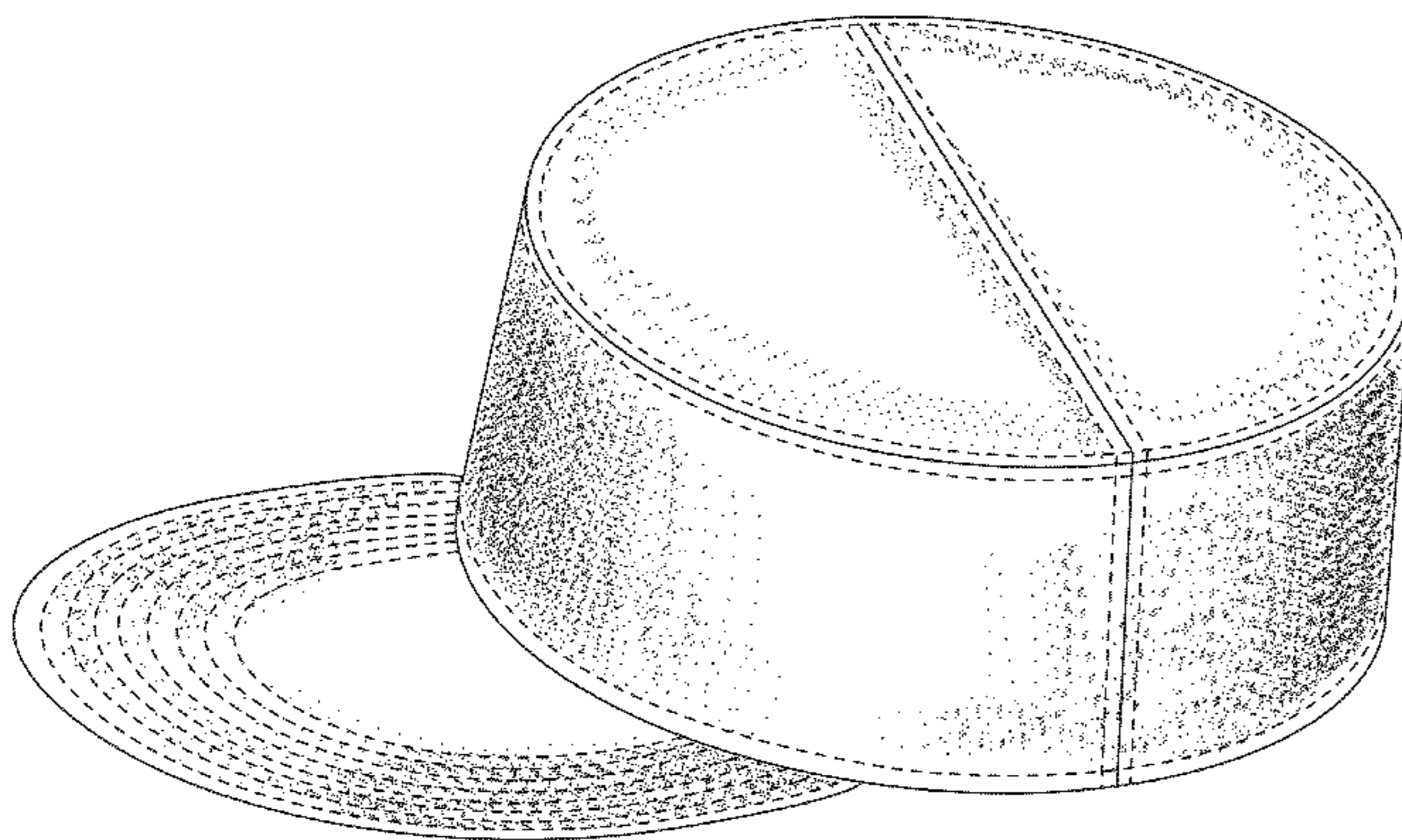
The ornamental design for a military style hat, as shown and described.

DESCRIPTION

FIG. 1 is a right side perspective view of a military style hat;
 FIG. 2 is a front elevational view thereof;
 FIG. 3 is a rear elevational view thereof;
 FIG. 4 is a right side elevational view thereof;
 FIG. 5 is a left side elevational view thereof;
 FIG. 6 is a top plan view thereof; and,
 FIG. 7 is a bottom plan view thereof.

The broken line showing of some of the features on the rear fasteners in FIGS. 2-5 is included for the purpose of showing environmental structure and forms no part of the claimed design. The remaining broken lines shown on the hat are stitching lines and are part of the claimed design.

1 Claim, 7 Drawing Sheets



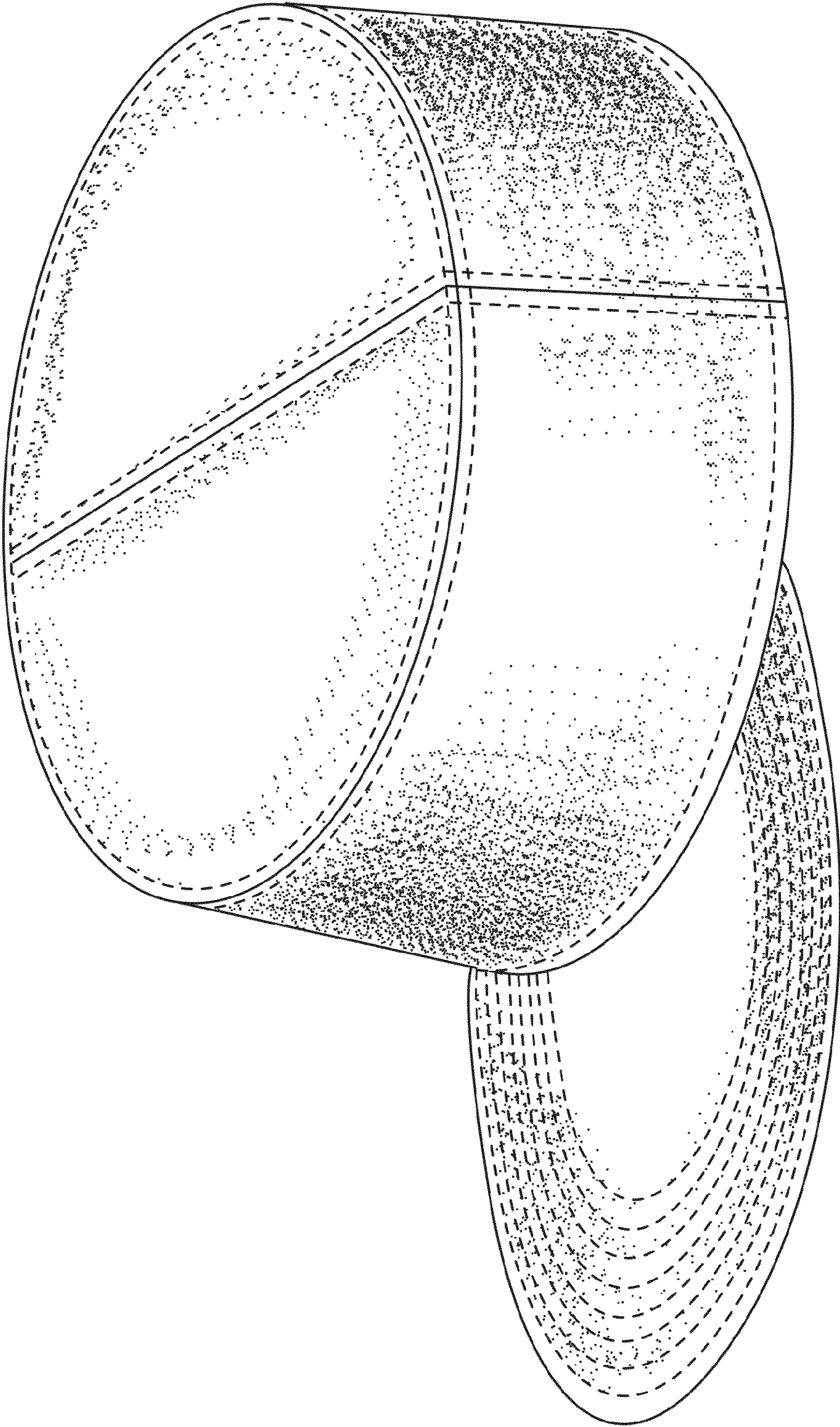


FIG. 1

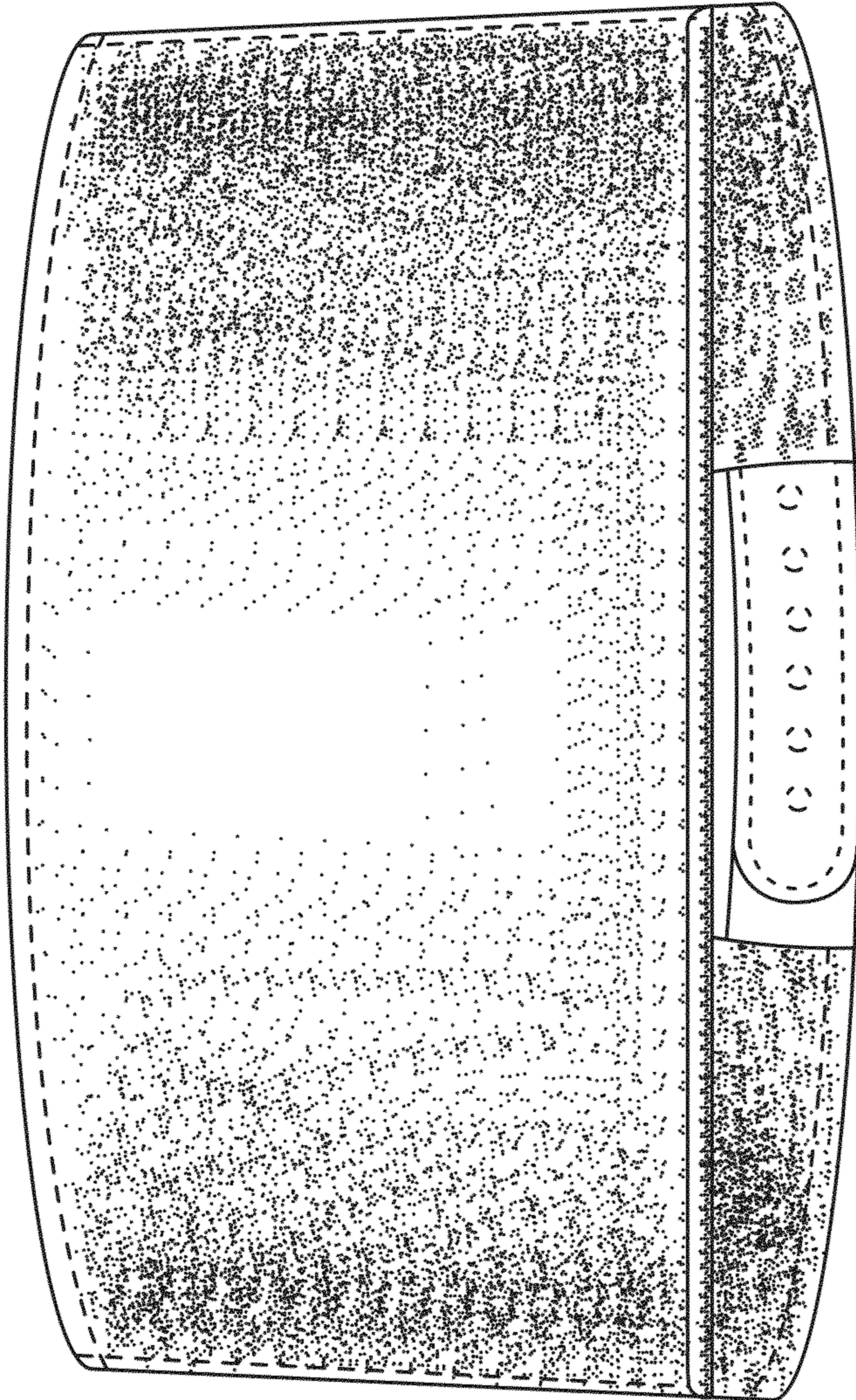


FIG. 2

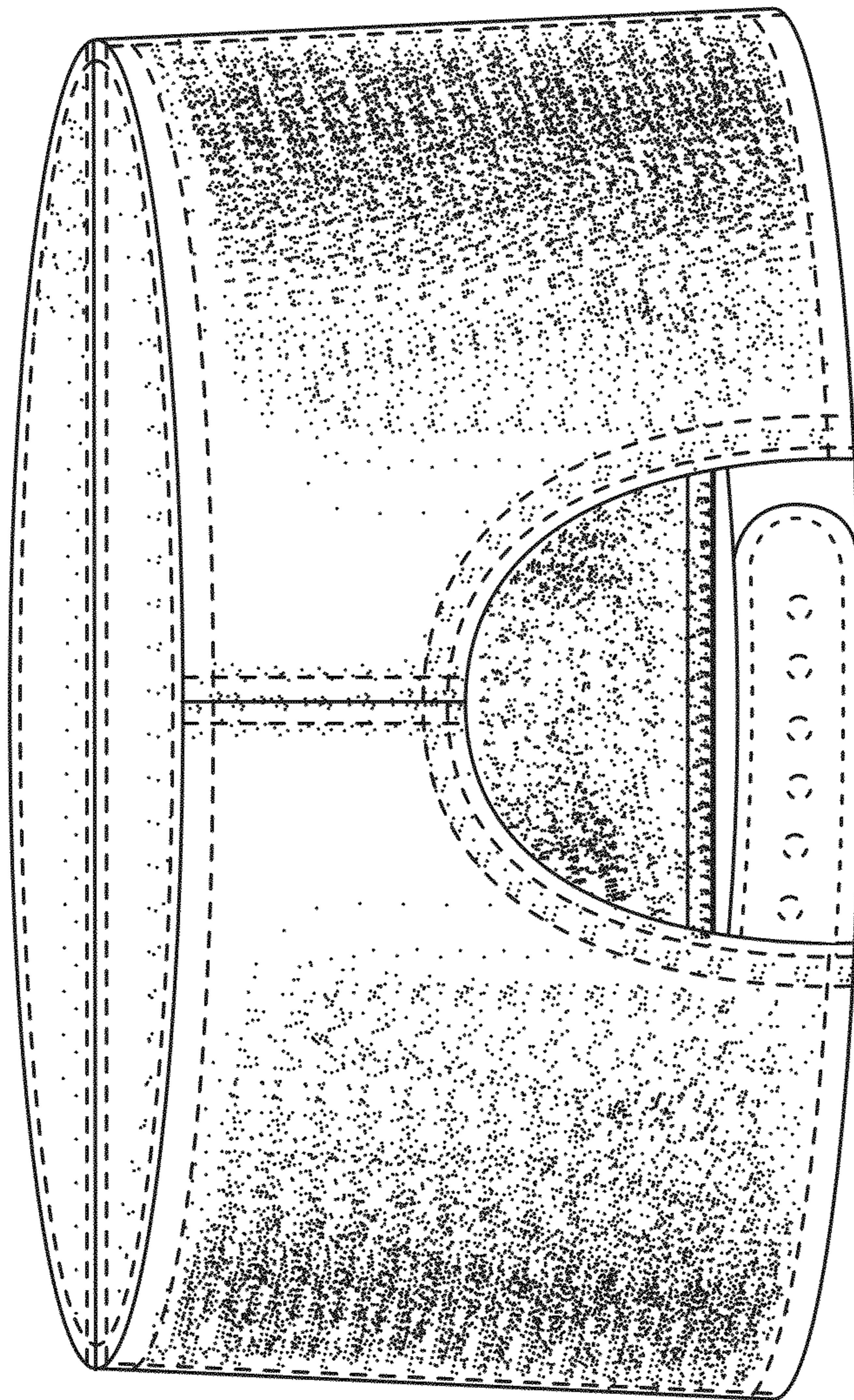


FIG. 3




FIG. 4




FIG. 5

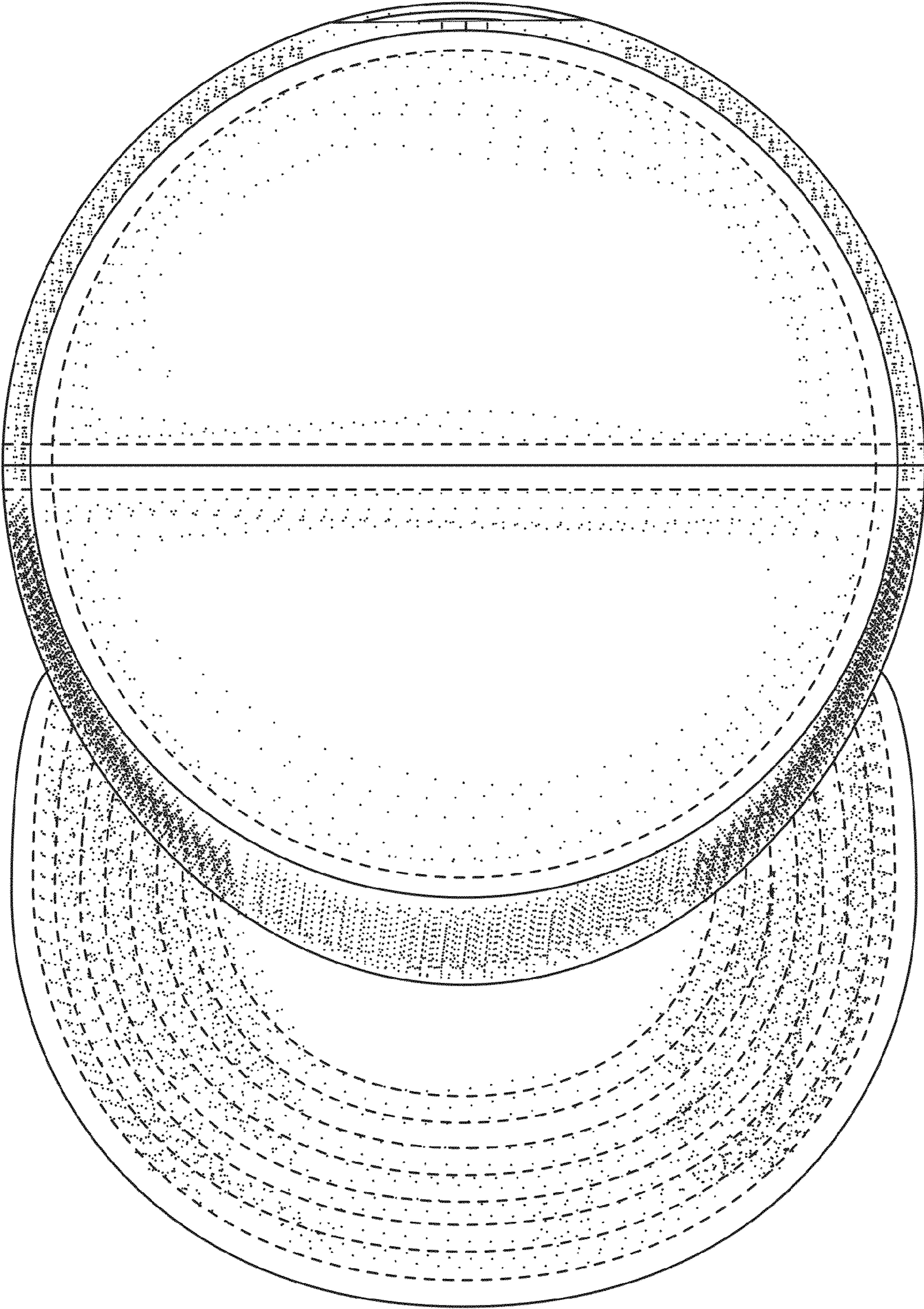


FIG. 6

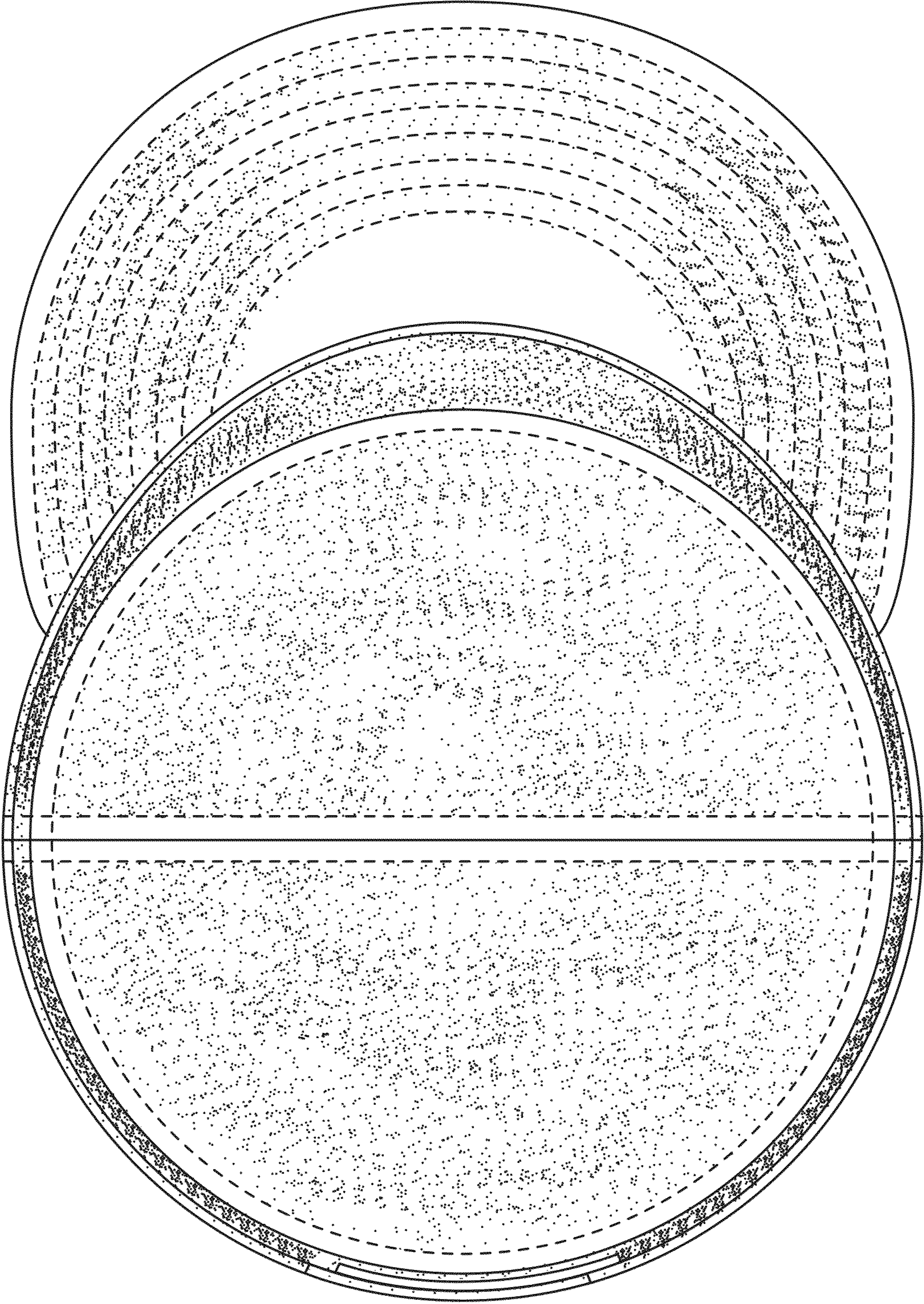


FIG. 7