



US00D709662S

(12) **United States Design Patent**
Yang et al.

(10) **Patent No.:** **US D709,662 S**
(45) **Date of Patent:** **** Jul. 22, 2014**

(54) **TRASH CAN**

(56) **References Cited**

(71) Applicant: **Simplehuman LLC**, Torrance, CA (US)

U.S. PATENT DOCUMENTS

(72) Inventors: **Frank Yang**, Rancho Palos Verdes, CA (US); **Di-Fong Chang**, Torrance, CA (US); **Myk Lum**, Irvine, CA (US); **Adam Wade**, Rancho Santa Margarita, CA (US); **Po-Ling Huang**, Brussels (BE)

D497,045	S	*	10/2004	Lin	D34/9
D539,499	S	*	3/2007	Yang et al.	D34/9
D552,321	S	*	10/2007	Yang et al.	D34/9
D578,268	S	*	10/2008	Yang et al.	D34/9
D593,271	S	*	5/2009	Yang et al.	D34/9
D632,038	S	*	2/2011	Yang et al.	D34/9
D632,039	S	*	2/2011	Yang et al.	D34/9
D680,292	S	*	4/2013	Liao	D34/9
2008/0237234	A1	*	10/2008	Yang et al.	220/263

* cited by examiner

(73) Assignee: **Simplehuman LLC**, Torrance, CA (US)

Primary Examiner — Cynthia Ramirez
(74) *Attorney, Agent, or Firm* — Liu & Liu

(**) Term: **14 Years**

(57) **CLAIM**
The ornamental design for a trash can, as shown and described.

(21) Appl. No.: **29/447,336**

DESCRIPTION

(22) Filed: **Mar. 1, 2013**

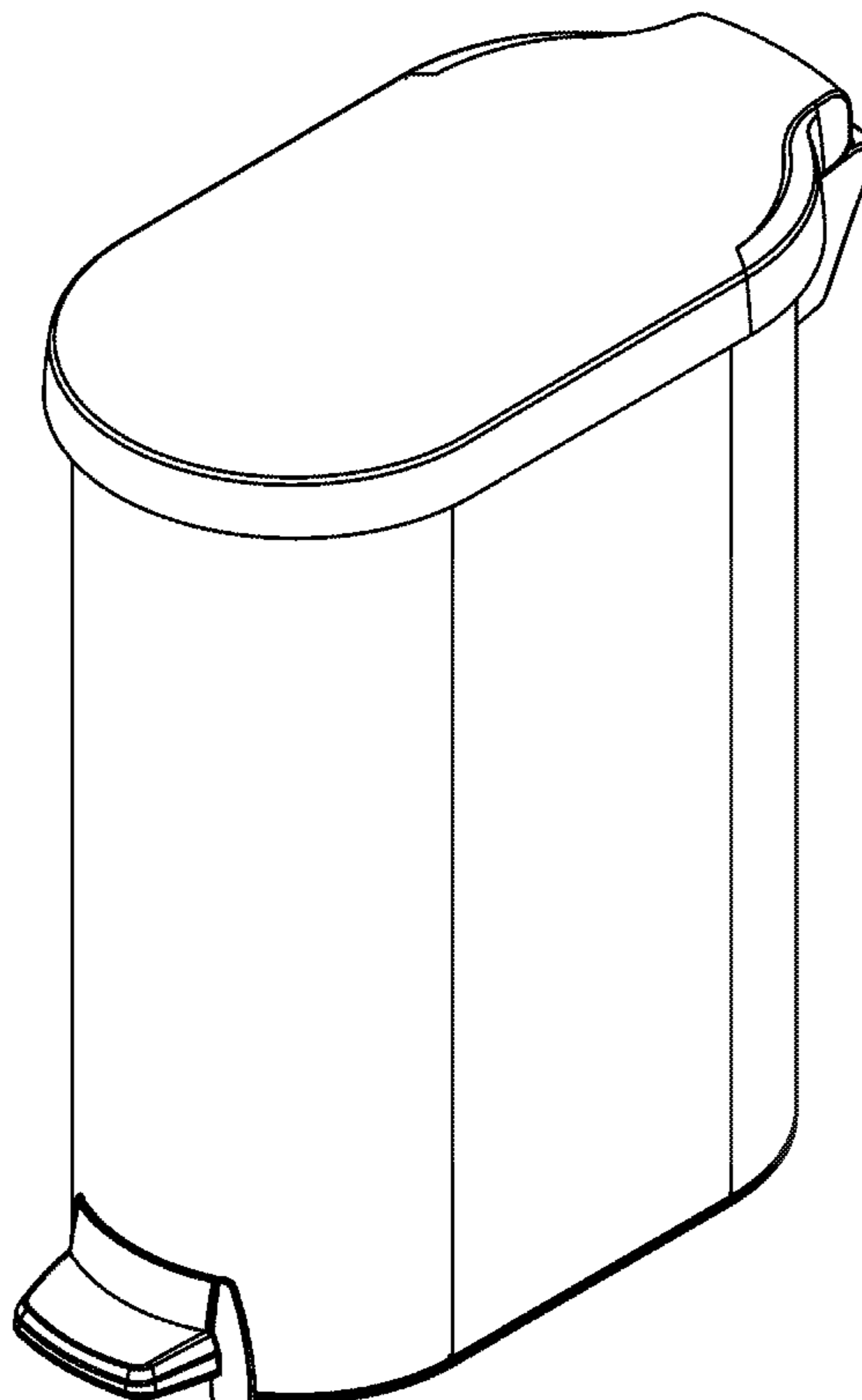
FIG. 1 is a front perspective view of the trash can showing the new design;
FIG. 2 is a front view thereof;
FIG. 3 is a rear view thereof;
FIG. 4 is a right side view thereof (the left side view is a mirror image thereof);
FIG. 5 is a top plan view thereof; and,
FIG. 6 is a bottom plan view thereof.

(51) **LOC (10) Cl.** **09-09**

(52) **U.S. Cl.**
USPC **D34/9**

(58) **Field of Classification Search**
USPC D34/1-11; 220/908, 908.1, 262, 263
See application file for complete search history.

1 Claim, 6 Drawing Sheets



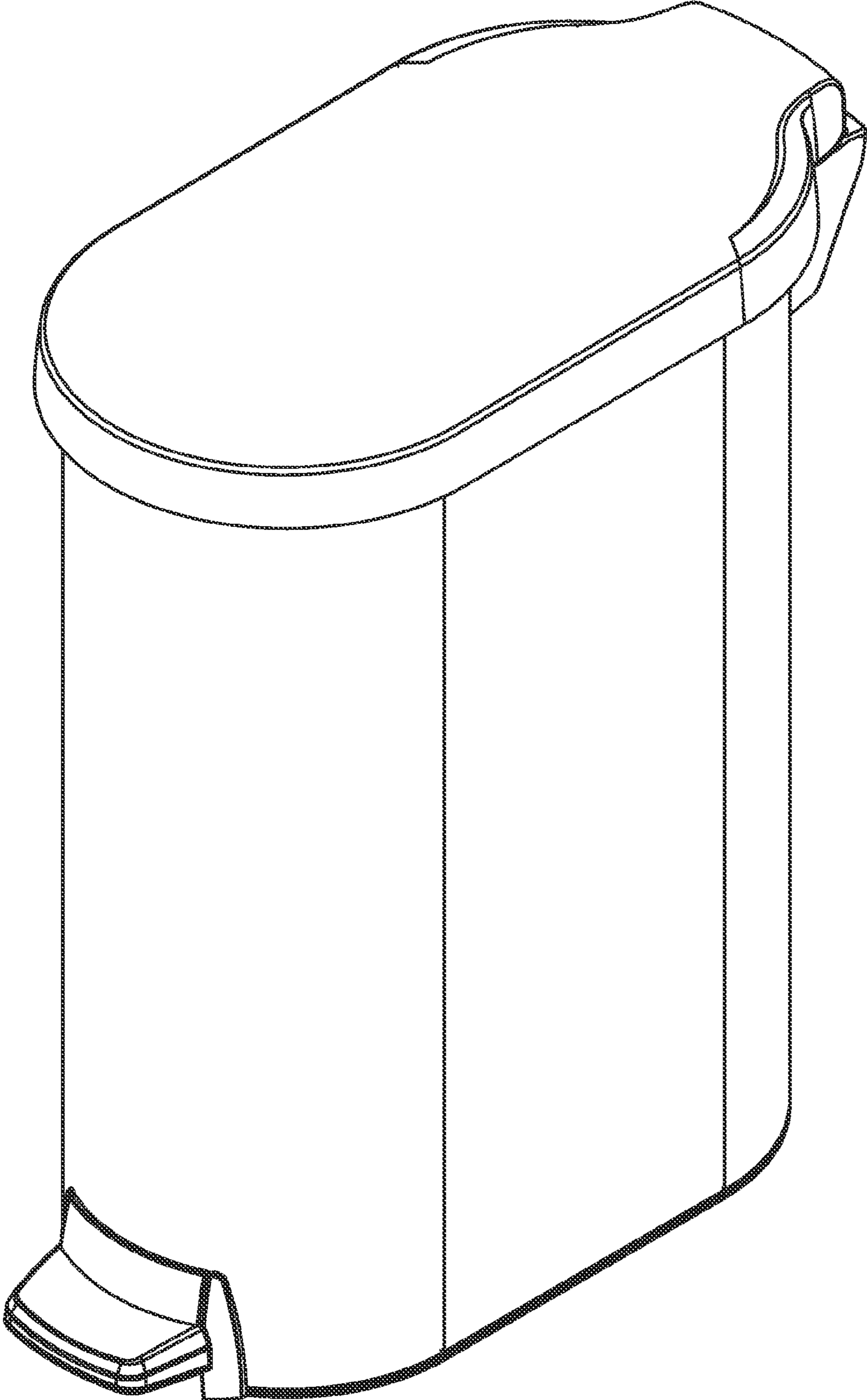


FIG. 1




FIG. 2




FIG. 3

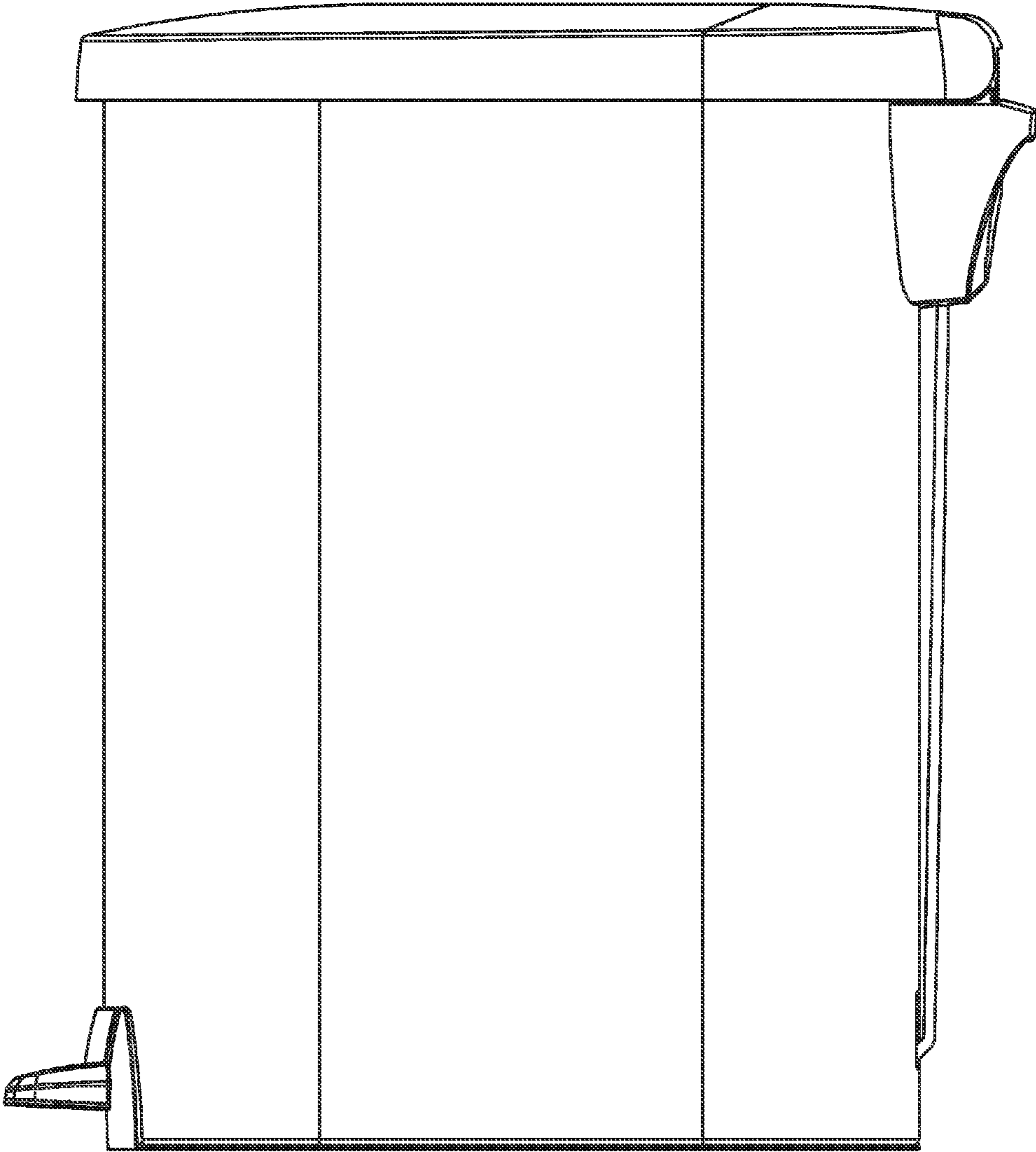


FIG. 4




FIG. 5




FIG. 6