



US00D709647S

(12) **United States Design Patent**
Venters et al.

(10) **Patent No.:** **US D709,647 S**
(45) **Date of Patent:** **** Jul. 22, 2014**

(54) **DEVICE FOR DISPENSING A PRODUCT**

(71) Applicants: **Richard Venters**, Denver, CO (US);
Rhonda Venters, Denver, CO (US)

(72) Inventors: **Richard Venters**, Denver, CO (US);
Rhonda Venters, Denver, CO (US)

(**) Term: **14 Years**

(21) Appl. No.: **29/442,914**

(22) Filed: **Jun. 12, 2013**

(51) **LOC (10) Cl.** **28-02**

(52) **U.S. Cl.**
USPC **D28/7**

(58) **Field of Classification Search**
USPC D28/7, 8, 20-22, 30-31, 76, 85, 99;
132/108, 202, 208, 317.32;
401/202-207, 261-267; D4/132-135;
D24/119

See application file for complete search history.

(56) **References Cited**

U.S. PATENT DOCUMENTS

5,265,770 A 11/1993 Matkovich et al.
6,045,008 A 4/2000 Gonzalez Fernandez et al.
D524,648 S * 7/2006 Feist et al. D9/447

7,168,598 B2 1/2007 Gueret
D577,603 S * 9/2008 Bae D9/690
D602,633 S * 10/2009 Spagnuolo D28/7
D622,000 S * 8/2010 Kluge D28/7
D675,373 S * 1/2013 Schmitz D28/7
D681,876 S * 5/2013 Murdock et al. D28/7
2008/0142030 A1 6/2008 Venere et al.

* cited by examiner

Primary Examiner — Zenia Bennett

(74) *Attorney, Agent, or Firm* — Suzanne Kikel

(57) **CLAIM**

The ornamental design for a device for dispensing a product, as shown and described.

DESCRIPTION

FIG. 1 is a perspective view of the device for dispensing a product of the invention showing our new design.

FIG. 2 is a typical side view of the device for dispensing a product.

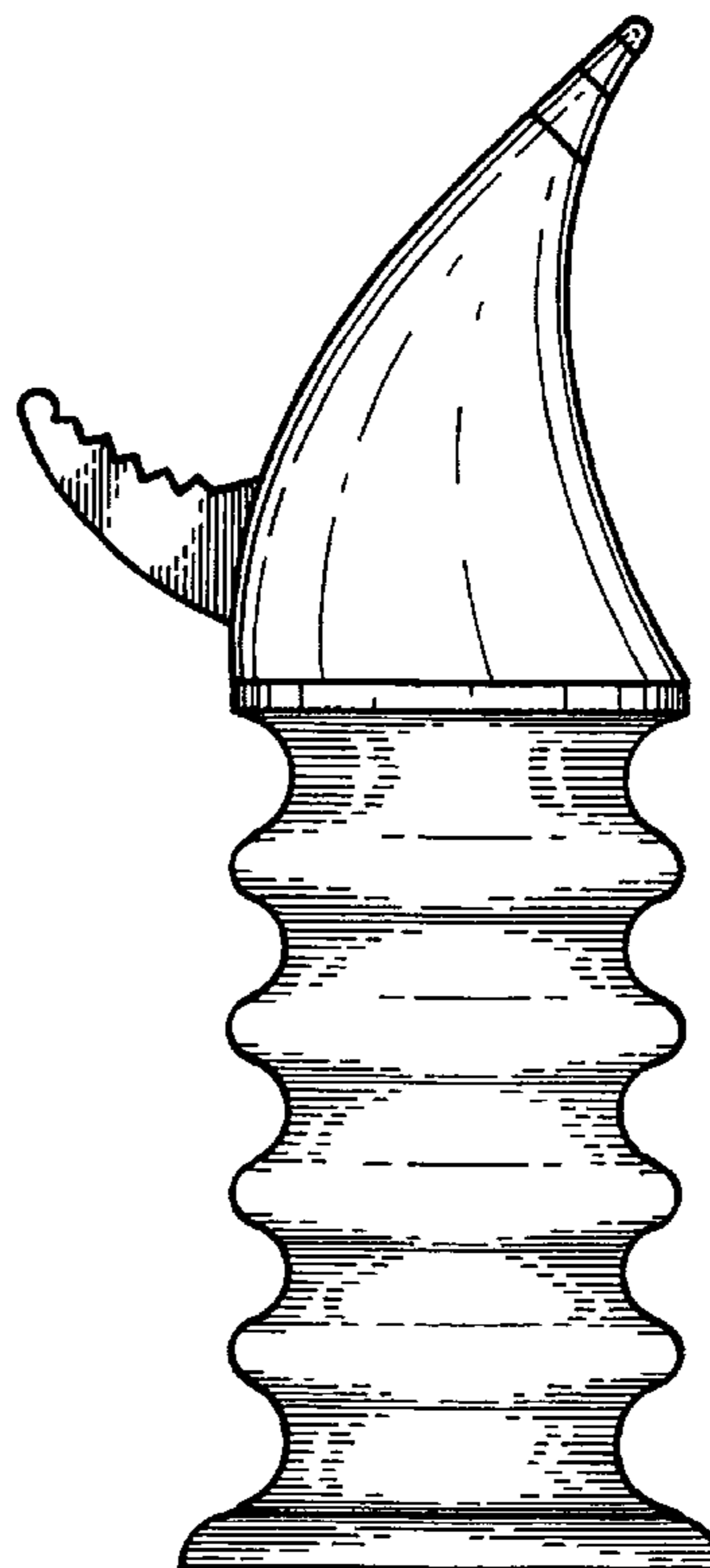
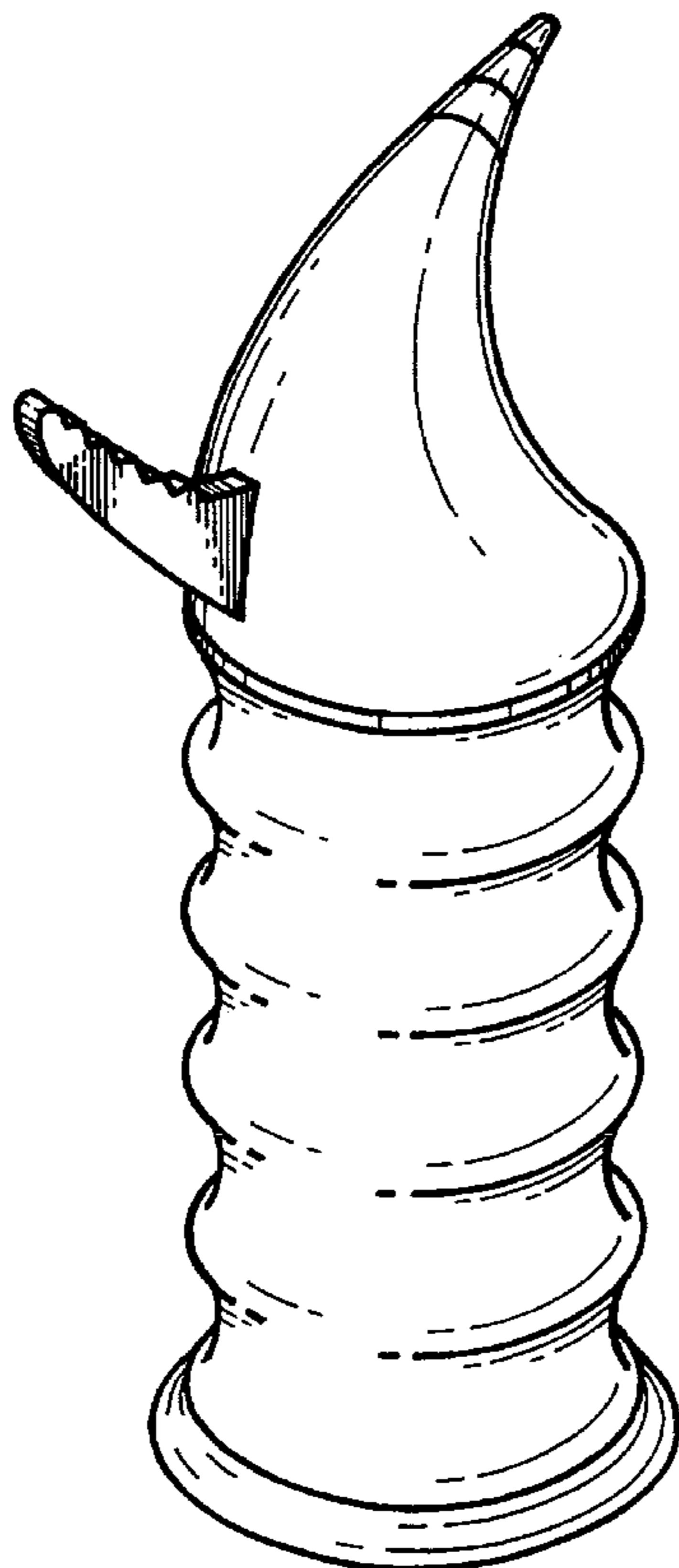
FIG. 3 is an alternate side view of the device for dispensing a product.

FIG. 4 is an alternate side view of the device for dispensing a product.

FIG. 5 is a top view of the device for dispensing a product; and,

FIG. 6 is a bottom view of the device for dispensing a product.

1 Claim, 4 Drawing Sheets



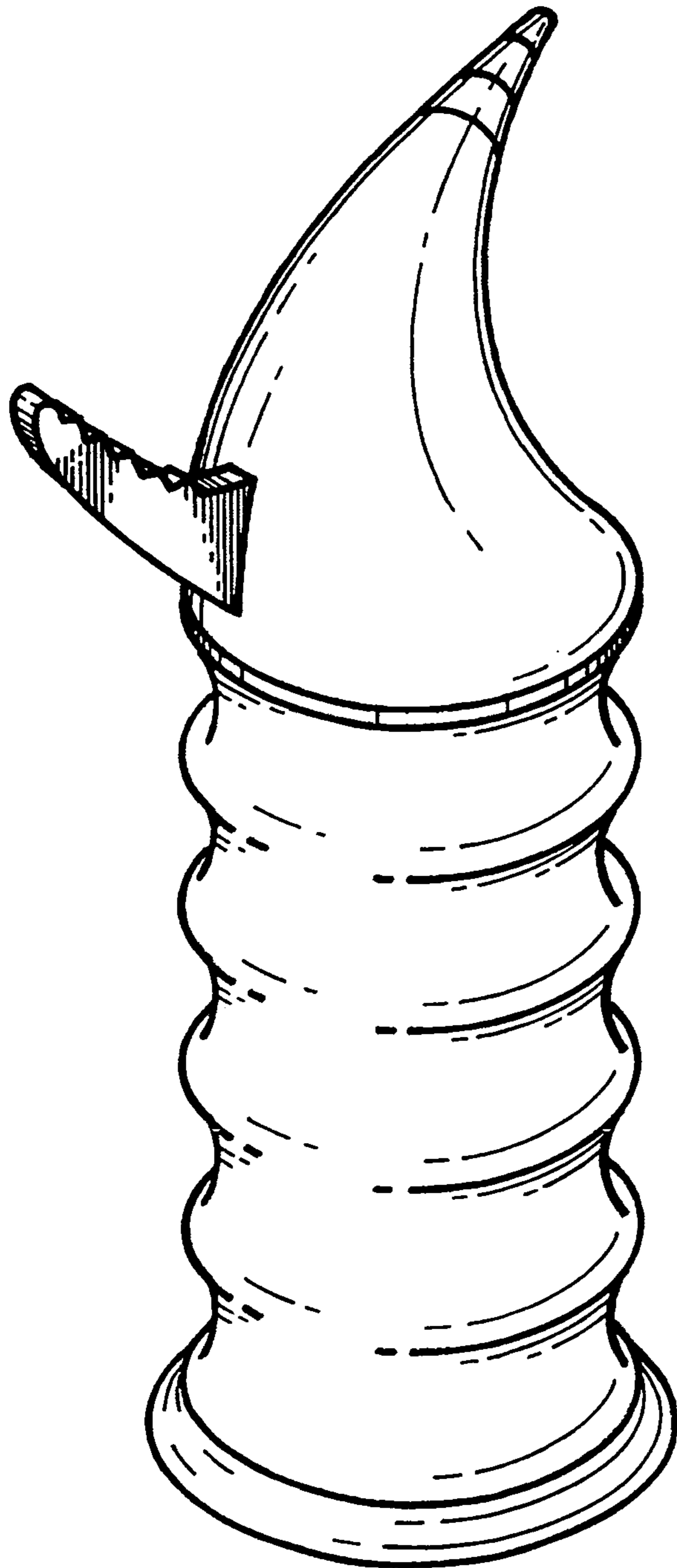


FIG. 1

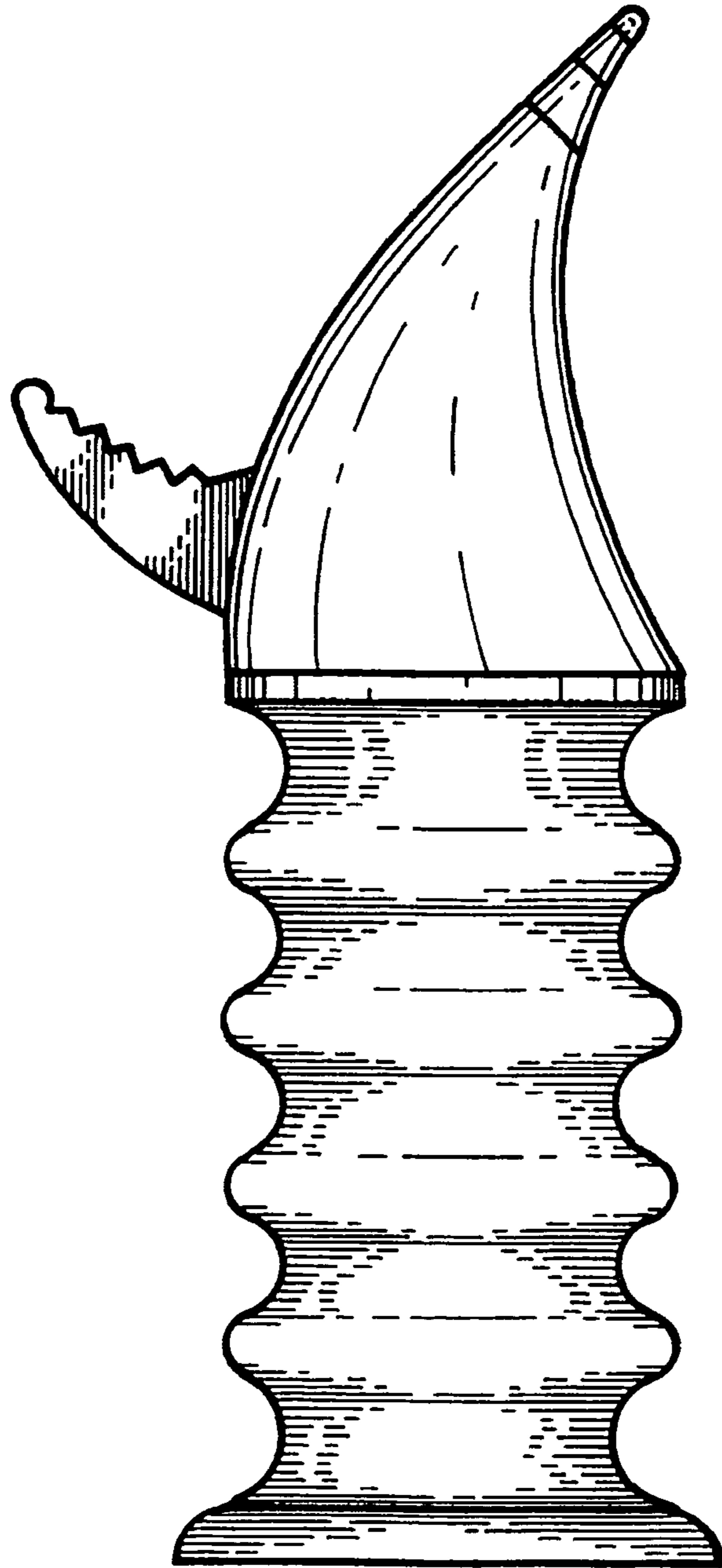


FIG. 2

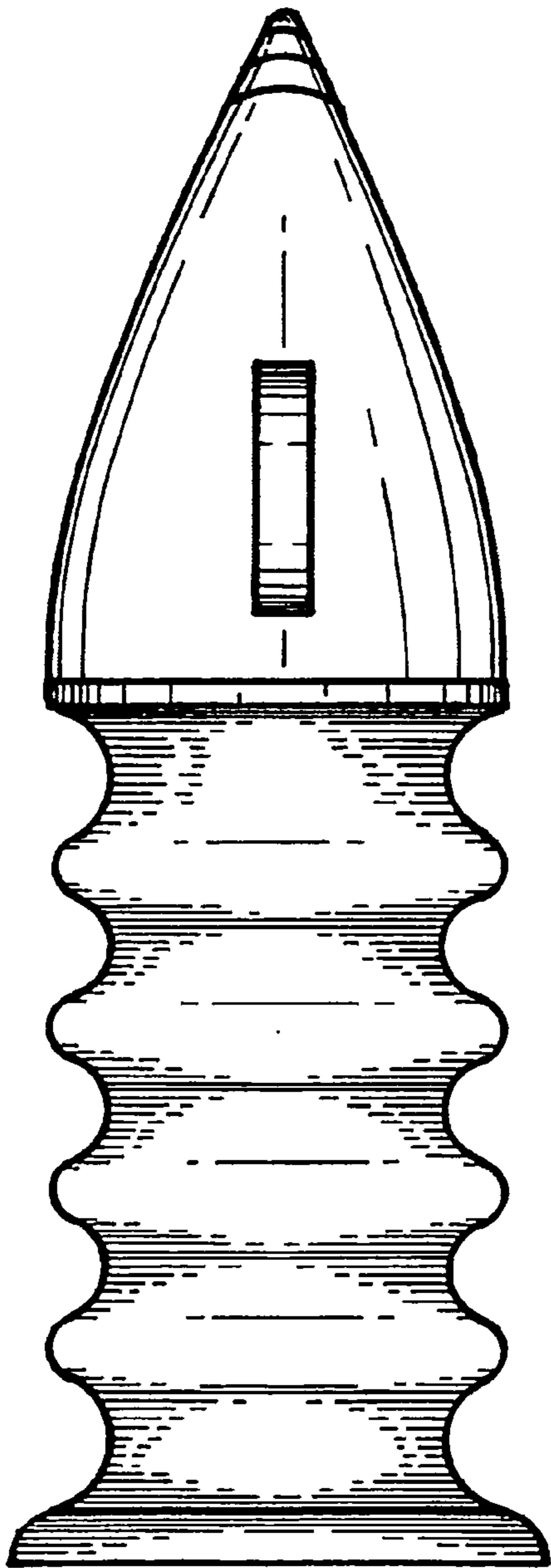


FIG. 3

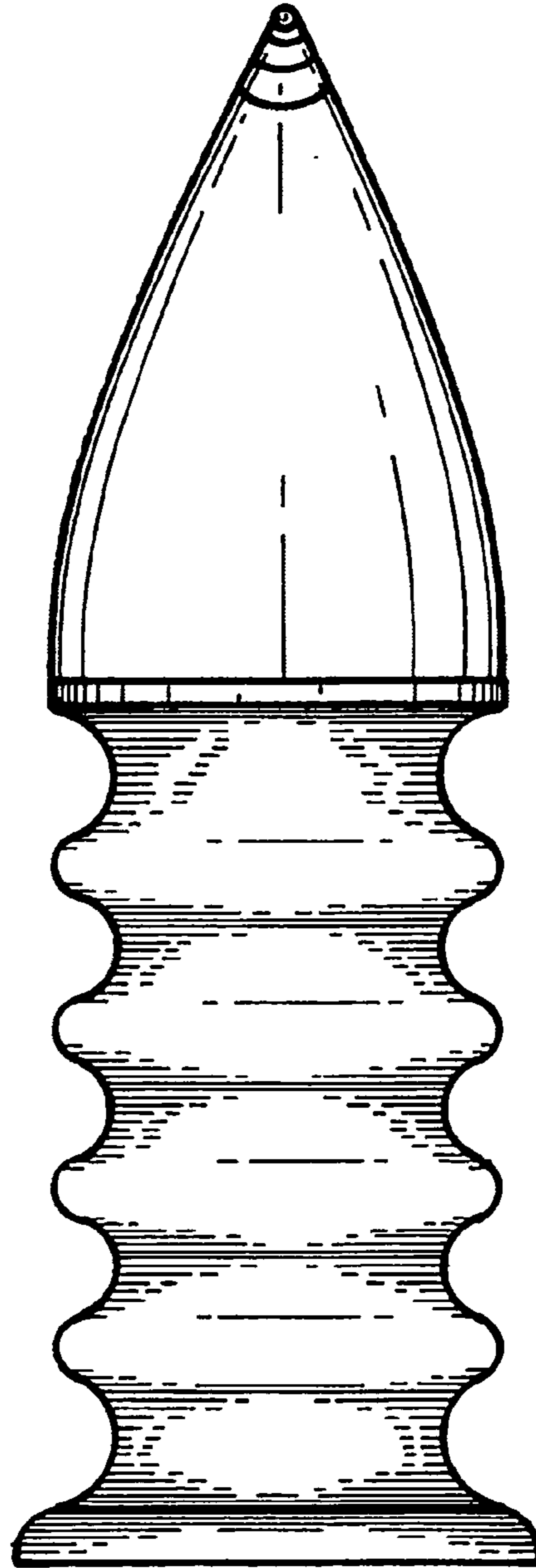


FIG. 4




FIG. 5

FIG. 6

