



US00D709631S

(12) **United States Design Patent**
Sato

(10) **Patent No.:** **US D709,631 S**
(45) **Date of Patent:** **** Jul. 22, 2014**

(54) **HEADLAMP FOR AUTOMOBILE**

DESCRIPTION

- (75) Inventor: **Dai Sato**, Paris (FR)
- (73) Assignee: **Nissan Motor Co., Ltd.**, Yokohama (JP)
- (**) Term: **14 Years**
- (21) Appl. No.: **29/431,613**
- (22) Filed: **Sep. 10, 2012**
- (30) **Foreign Application Priority Data**
 - Mar. 19, 2012 (JP) 2012-006245
- (51) **LOC (10) Cl.** **26-06**
- (52) **U.S. Cl.**
 - USPC **D26/28**
- (58) **Field of Classification Search**
 - USPC D26/28-36; 362/459-468, 475-478,
362/485-487

See application file for complete search history.

(56) **References Cited**

U.S. PATENT DOCUMENTS

D538,956 S *	3/2007	Ishii	D26/28
D544,614 S *	6/2007	Markefka	D26/28
D561,358 S *	2/2008	Tachibana	D26/28
D593,232 S *	5/2009	Koman et al.	D26/28
D635,694 S *	4/2011	Yang et al.	D26/28

* cited by examiner

Primary Examiner — Marcus Jackson

(74) *Attorney, Agent, or Firm* — Global IP Counselors, LLP

(57) **CLAIM**

The ornamental design for a headlamp for an automobile, as shown and described.

FIG. 1 is a front elevational view of a headlamp for an automobile in accordance with a first embodiment of my new design;
 FIG. 2 is a rear elevational view of the headlamp for an automobile in accordance with the first embodiment of my new design of FIG. 1;
 FIG. 3 is a top plan view of the headlamp for an automobile in accordance with the first embodiment of my new design of FIGS. 1 and 2;
 FIG. 4 is a bottom plan view of the headlamp for an automobile in accordance with the first embodiment of my new design of FIGS. 1 to 3;
 FIG. 5 is a left side elevational view of the headlamp for an automobile in accordance with the first embodiment of my new design of FIGS. 1 to 4;
 FIG. 6 is a right side elevational view of the headlamp for an automobile in accordance with the first embodiment of my new design of FIGS. 1 to 5; and,
 FIG. 7 is a front side perspective view of the headlamp for an automobile in accordance with the first embodiment of my new design of FIGS. 1 to 6.

A second embodiment of my new design is identical to the first embodiment except that the rear elevational view of FIG. 2 and the right side elevational view of FIG. 6 form no part of the claimed design. In addition, in the second embodiment, the appearance of the rear side structure of the headlamp for an automobile as seen in FIGS. 1, 3, 4 and 7 is for purpose of illustrating the boundaries of the exterior surface of the front side of the headlamp for an automobile, and forms no part of the claimed design.

My new design includes the mirror image of the headlamp for an automobile shown in FIGS. 1 to 7.

1 Claim, 7 Drawing Sheets






FIG. 1

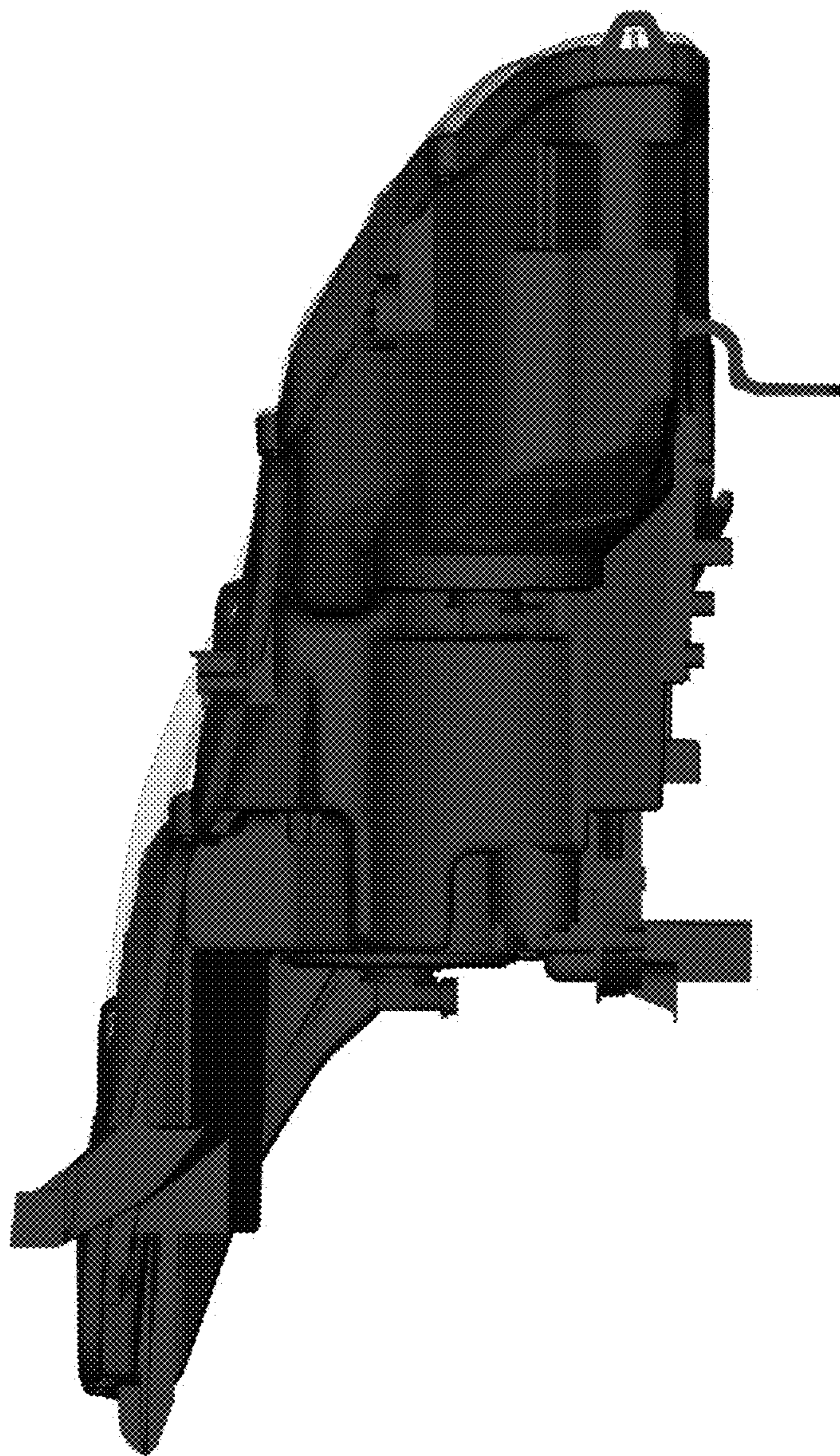


FIG. 2

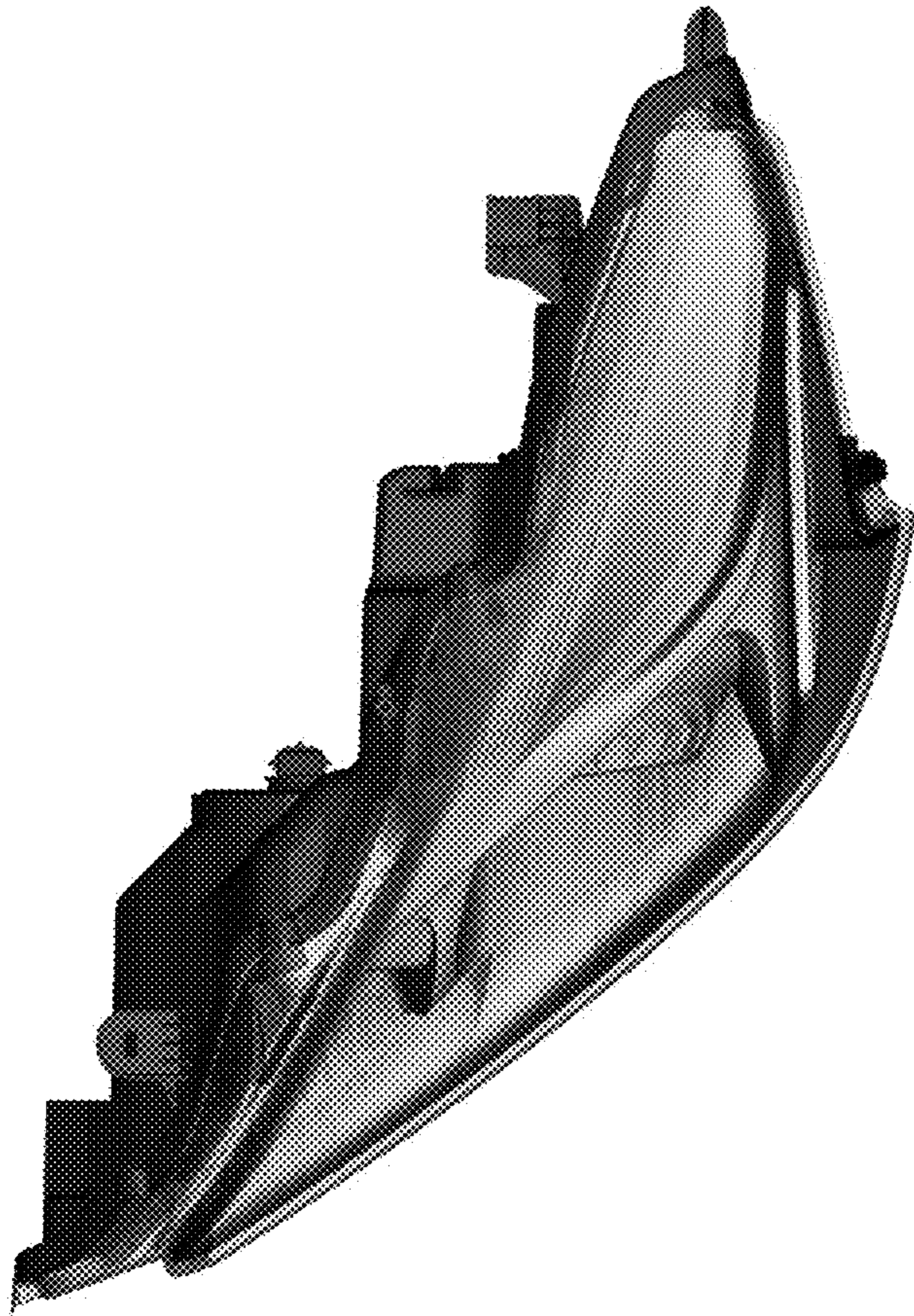


FIG. 3

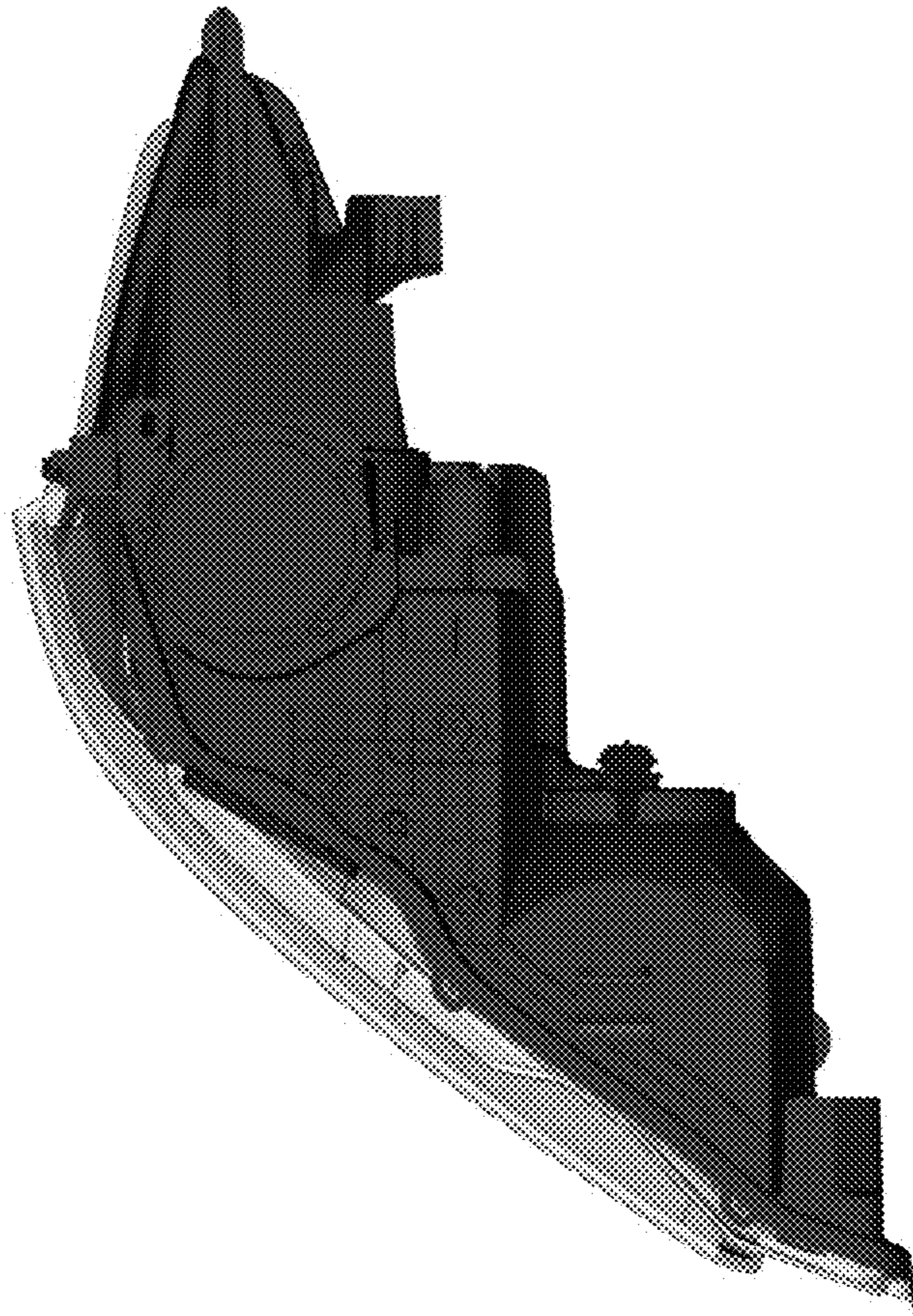


FIG. 4




FIG. 5

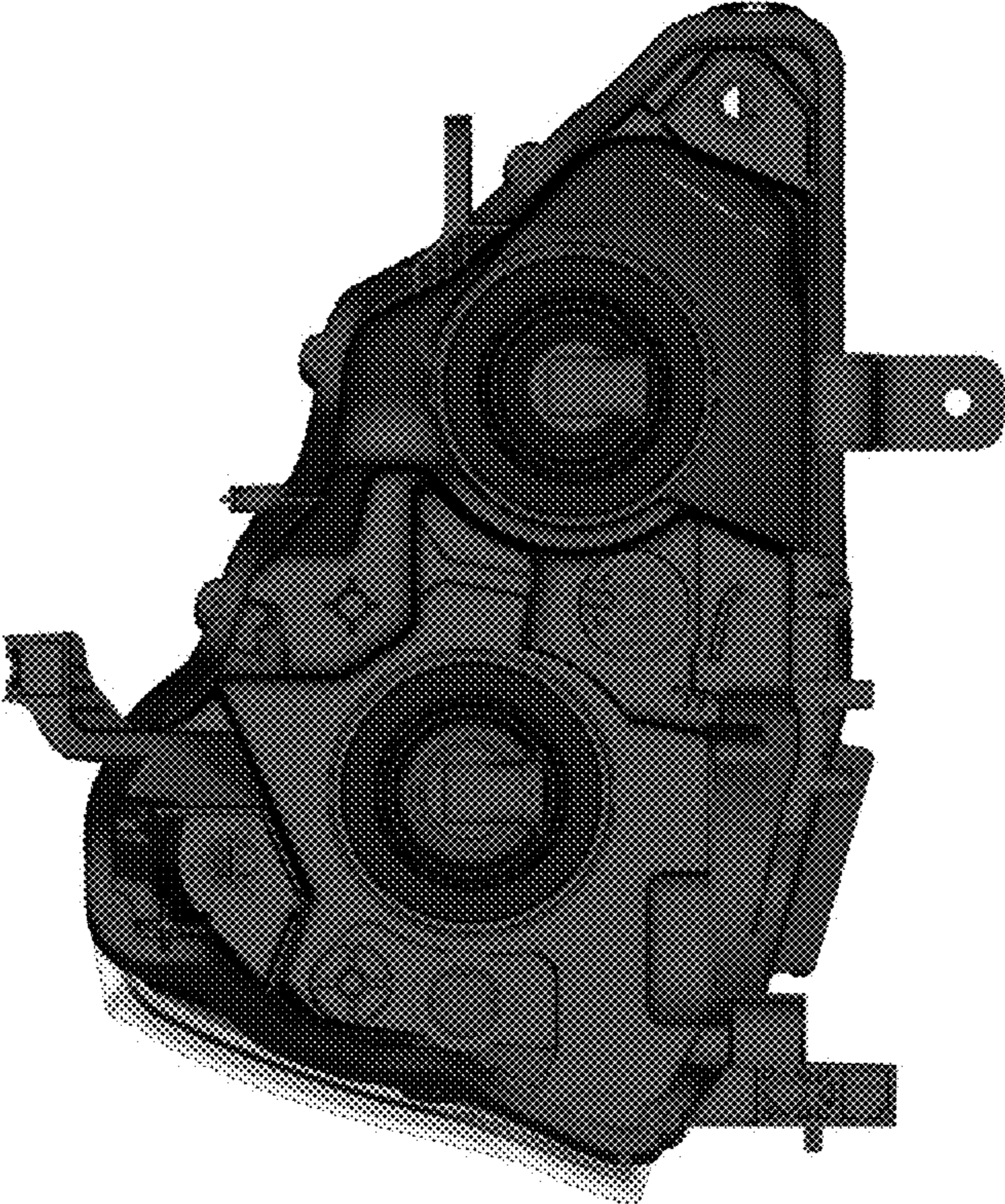


FIG. 6



FIG. 7