



US00D709629S

(12) **United States Design Patent**
Rice

(10) **Patent No.:** **US D709,629 S**
(45) **Date of Patent:** **** Jul. 22, 2014**

(54) **FRAMING MEMBER**

(71) Applicant: **Bailey Metal Products Limited,**
Concord (CA)

(72) Inventor: **John Rice,** Aurora (CA)

(73) Assignee: **Bailey Metal Products Limited,**
Concord, ON (CA)

(**) Term: **14 Years**

(21) Appl. No.: **29/440,562**

(22) Filed: **Dec. 21, 2012**

(51) **LOC (10) Cl.** **25-01**

(52) **U.S. Cl.**
USPC **D25/125; D25/126**

(58) **Field of Classification Search**
USPC D25/61, 125, 126; 52/241, 242, 481.1,
52/481.2, 716.8, 716.1, 717.01, 717.06,
52/718.04, 579, 459, 460, 461, 465, 710,
52/800.1, 800.12, 800.15

See application file for complete search history.

(56) **References Cited**

U.S. PATENT DOCUMENTS

D197,508	S *	2/1964	Berg	D25/126
4,805,364	A *	2/1989	Smolik	52/241
5,797,233	A *	8/1998	Hascall	52/481.1
6,189,277	B1 *	2/2001	Boscamp	52/317
6,381,916	B1 *	5/2002	Maisch et al.	52/846
D606,211	S *	12/2009	Frobosilo	D25/125
D618,365	S	6/2010	Crane		
D621,963	S	8/2010	Zadeh		
D621,964	S	8/2010	Zadeh		
7,814,718	B2 *	10/2010	Klein	52/232
2006/0185315	A1	8/2006	Walker		
2007/0193202	A1	8/2007	Rice		
2008/0110126	A1	5/2008	Howchin		
2008/0250738	A1	10/2008	Howchin		

OTHER PUBLICATIONS

Craco Manufacturing Inc., smartFrame Drywall Framing System Product Catalog, Jul. 2010, United States.

Marino Ware,Viper Stud product Catalog, Apr. 15, 2010, United States.

Prior Use—Bailey Metal, images of vertical stud framing member, Product Shown in Photographs 4 and 5, believed to have been sold &/or used in the US from about 2002 to 2007.

Prior Use—Bailey Metal, images of horizontal track member, Product Shown in Photographs 1, 2 and 3, believed to have been sold &/or used in the US in about 2002.

Prior Use—Marino\Ware, image of vertical stud framing member, ViperStud Product Shown in Photograph 6, believed to have been sold &/or used in the U.S. in 2010.

Prior Use—Marino\Ware, image of vertical stud framing member, Product Shown in Photograph 7, believed to have been sold &/or used in the US in about 2006.

Prior Use—ClarkDietrich, image of vertical stud framing member, ProStud Product Shown in Photograph 8, believed to have been sold &/or used in the US in mid 2000s.

* cited by examiner

Primary Examiner — Doris Clark

(57) **CLAIM**

I claim the ornamental design for a framing member, as shown and described.

DESCRIPTION

FIG. 1 is a perspective view thereof;
FIG. 2 is a side elevation view thereof;
FIG. 3 is a top plan view thereof;
FIG. 4 is an opposite side elevation view thereof;
FIG. 5 is a bottom plan view thereof;
FIG. 6 is an end elevation view thereof; and,
FIG. 7 is an opposite end elevation view thereof.
The framing member is broken on one end indicating indefinite length.

1 Claim, 4 Drawing Sheets

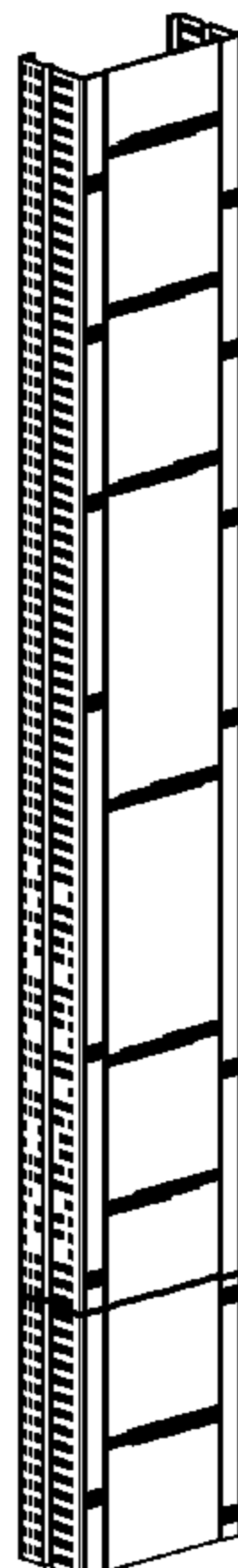


Fig. 1

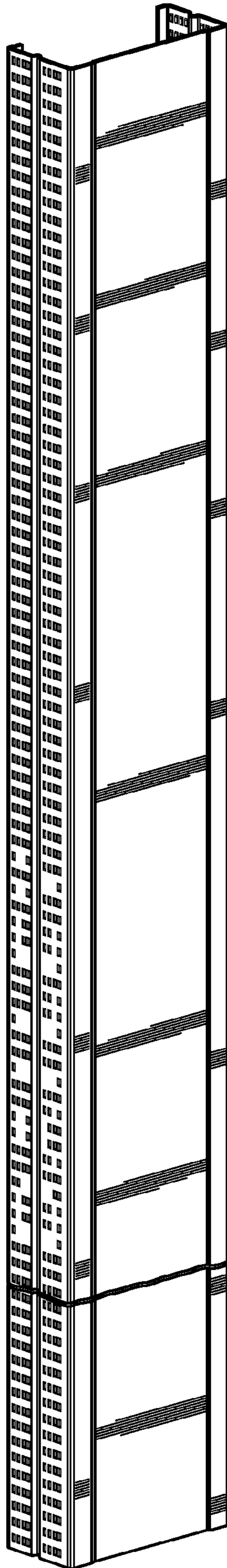


Fig.2




Fig.3

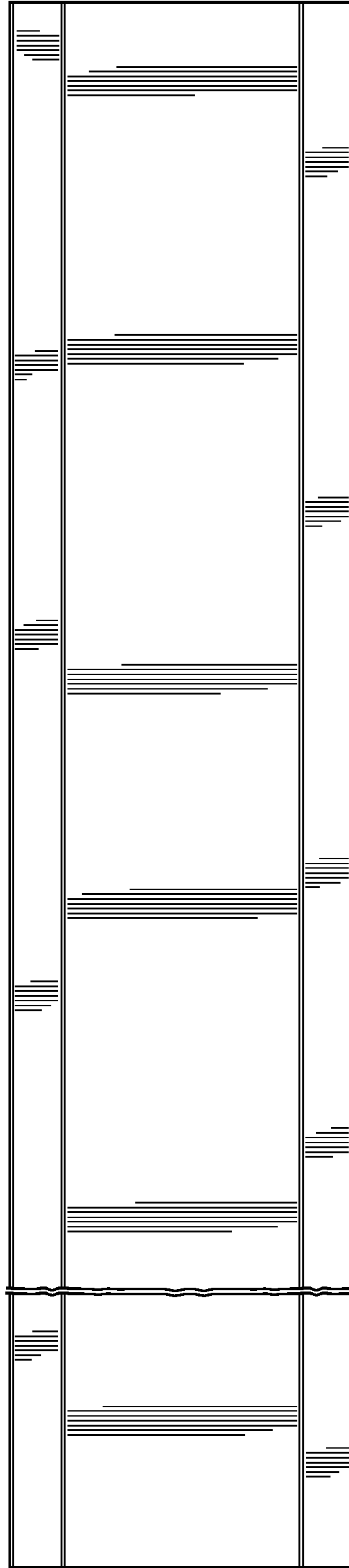


Fig.4




Fig.5




Fig.6



Fig.7

