



US00D709617S

(12) **United States Design Patent**
Iliesco de Grimaldi et al.

(10) **Patent No.:** **US D709,617 S**
(45) **Date of Patent:** **** Jul. 22, 2014**

- (54) **SKIN TREATMENT APPARATUS**
- (71) Applicant: **Danakim Investments Limited**, Tortola (VG)
- (72) Inventors: **Jean-Philippe Iliesco de Grimaldi**, London (GB); **Andrew John Clift**, London (GB)
- (73) Assignee: **Danakim Investments Limited**, Tortola (GB)
- (**) Term: **14 Years**

D362,307 S *	9/1995	Cirone	D24/211
D400,258 S *	10/1998	Bolleter	D24/210
6,090,085 A *	7/2000	Mehl et al.	604/291
D430,657 S *	9/2000	Allende	D23/360
D441,456 S *	5/2001	Thiberg	D24/210
D481,183 S *	10/2003	Mangano	D32/35
D481,794 S *	11/2003	Krinsky	D24/108
D484,606 S *	12/2003	Ahn	D24/200
D501,061 S *	1/2005	Patzak	D28/17
D507,654 S *	7/2005	Gollnick et al.	D24/210
D533,650 S *	12/2006	Ohta	D23/360
D535,372 S *	1/2007	Kaizuka	D23/360
D549,313 S *	8/2007	Kelnhofer	D23/360
D577,813 S *	9/2008	Seki et al.	D24/107

(Continued)

- (21) Appl. No.: **29/440,881**
- (22) Filed: **Dec. 28, 2012**
- (51) **LOC (10) Cl.** **24-02**
- (52) **U.S. Cl.**
USPC **D24/203**
- (58) **Field of Classification Search**
CPC A61H 33/12; A61H 33/06; A61H 33/063;
A61H 2201/10; A61H 9/00; A61H 9/005;
A61M 11/041; A61M 2011/065; A61M
2209/084
USPC D24/200-213; 601/7, 15, 1; 401/28;
D4/136; D28/56-57, 61; 132/73;
602/30; 604/291
See application file for complete search history.

(56) **References Cited**

U.S. PATENT DOCUMENTS

D199,381 S *	10/1964	Katzman et al.	D23/360
D213,560 S *	3/1969	Luedtke	D23/360
D258,685 S *	3/1981	Reichl	D23/360
D271,795 S *	12/1983	Nakao et al.	D23/360
5,098,414 A *	3/1992	Walker	604/291
D331,467 S *	12/1992	Wollman	D24/214
D360,036 S *	7/1995	Doria	D24/200
D361,404 S *	8/1995	Haas	D28/7

FOREIGN PATENT DOCUMENTS

GB 2451889 A 2/2009

Primary Examiner — Eric Goodman

Assistant Examiner — John Reickel

(74) *Attorney, Agent, or Firm* — Dicke, Billig & Czaja, PLLC

(57) **CLAIM**

We claim the ornamental design for a skin treatment apparatus, as shown and described.

DESCRIPTION

FIG. 1 is a perspective view of a skin treatment apparatus showing our new design;

FIG. 2 is a front view of FIG. 1;

FIG. 3 is a right side view of FIG. 1;

FIG. 4 is a left side view of FIG. 1;

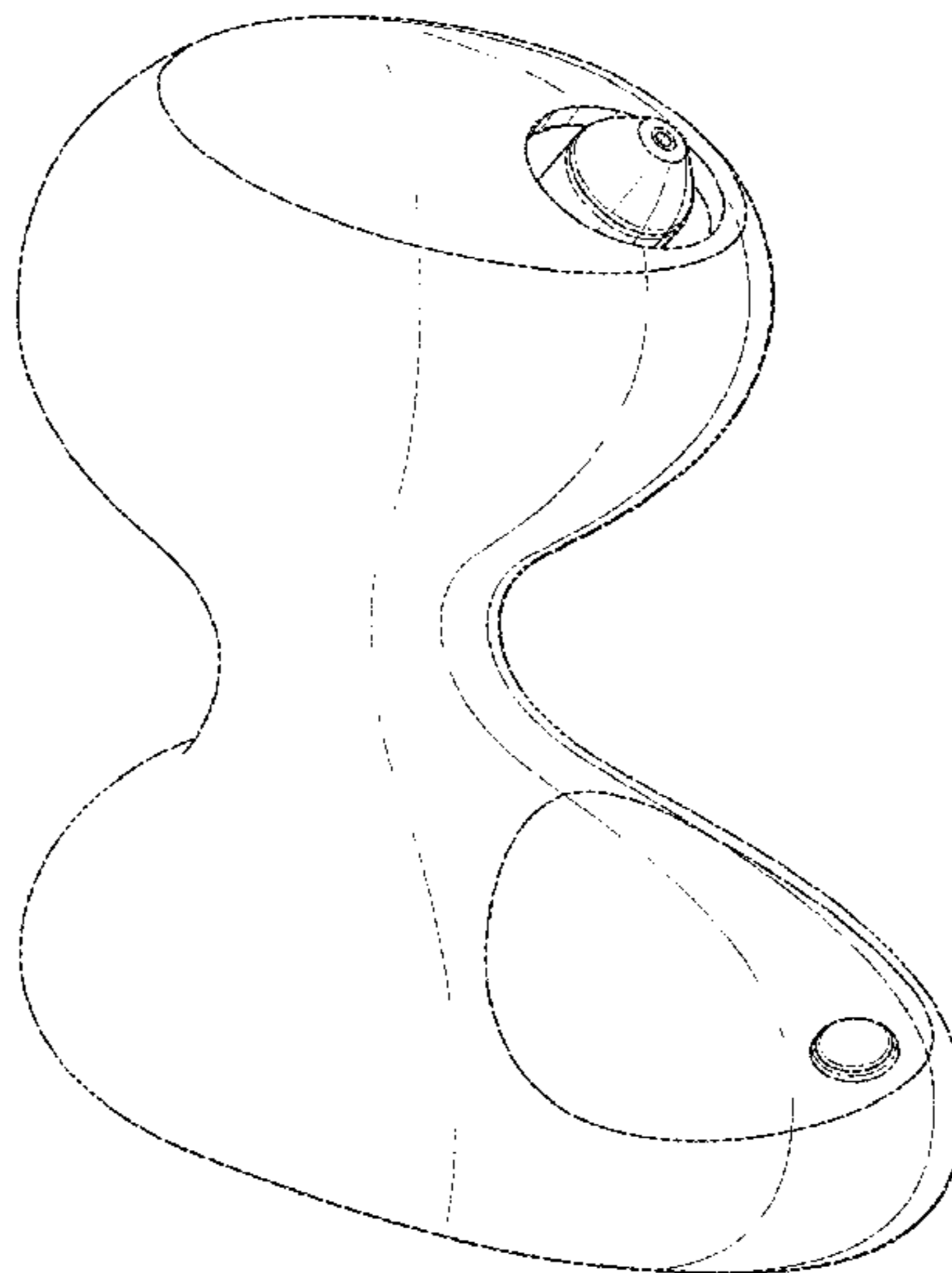
FIG. 5 is a back view of FIG. 1;

FIG. 6 is a top view of FIG. 1; and,

FIG. 7 is a bottom view of FIG. 1.

Portions of the base of the skin treatment apparatus shown in broken lines in FIGS. 2-5 and 7 are for the purpose of showing features that form no part of the claimed design.

1 Claim, 7 Drawing Sheets



(56)

References Cited

U.S. PATENT DOCUMENTS

D592,305 S *	5/2009	Cho	D24/133	D666,725 S *	9/2012	McCormack et al.	D24/171
D620,651 S *	7/2010	Enervold	D32/17	D667,115 S *	9/2012	Caballero	D24/141
D623,363 S *	9/2010	Ediger et al.	D32/17	D678,783 S *	3/2013	Wilcox et al.	D9/729
D646,396 S *	10/2011	Seki et al.	D24/209	D695,399 S *	12/2013	Sadot et al.	D24/133
D651,774 S *	1/2012	Tobias	D32/17	D695,400 S *	12/2013	Sadot et al.	D24/133
D653,415 S *	1/2012	Zegdon	D32/70	D695,903 S *	12/2013	Tamsiran	D24/209
D655,402 S *	3/2012	Osorio	D23/360	2005/0175330 A1 *	8/2005	Kaizuka	392/405
					2006/0207013 A1 *	9/2006	Deboer et al.	4/601
					2011/0137268 A1 *	6/2011	Thomason et al.	604/291

* cited by examiner

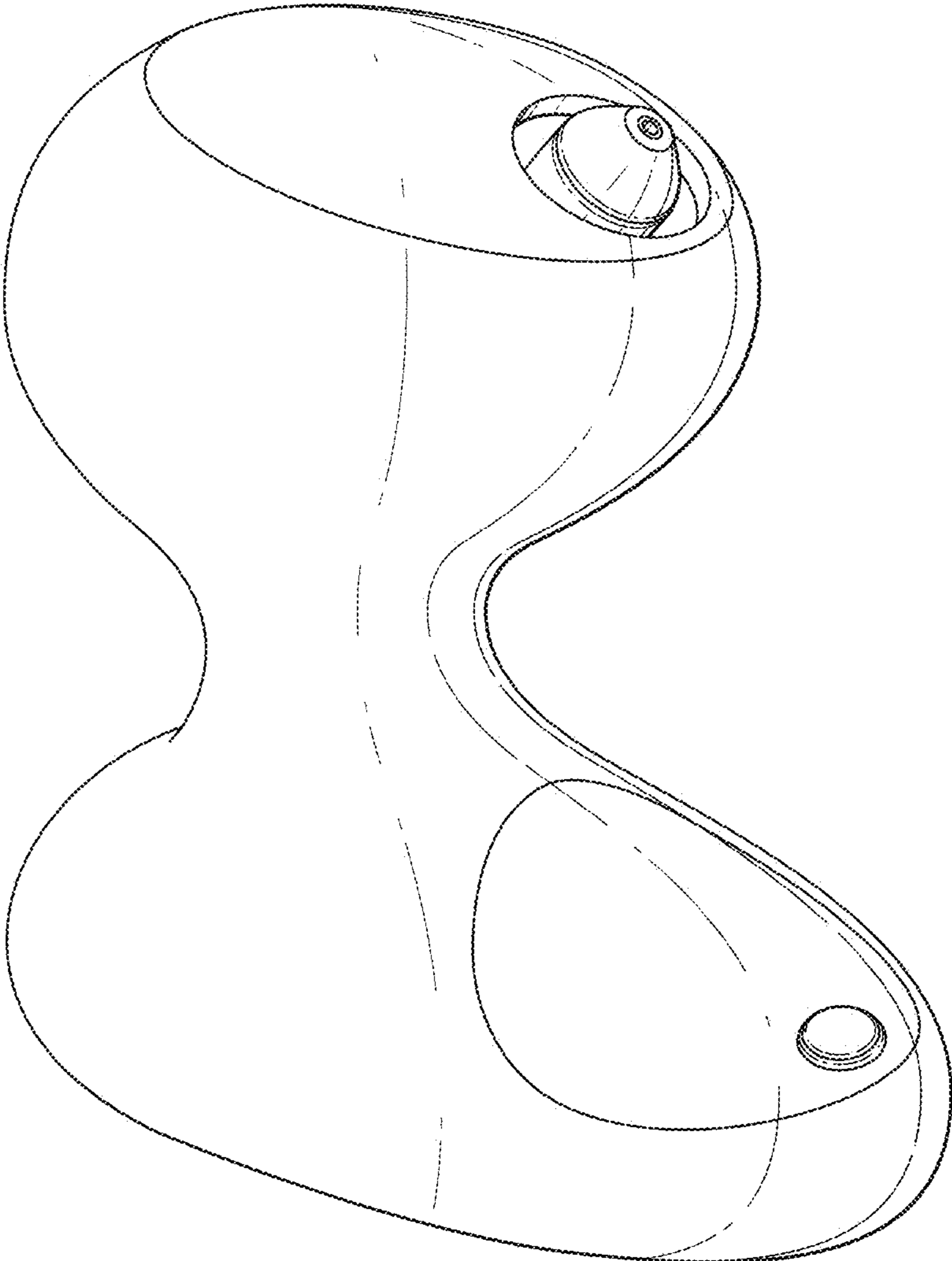


FIG. 1

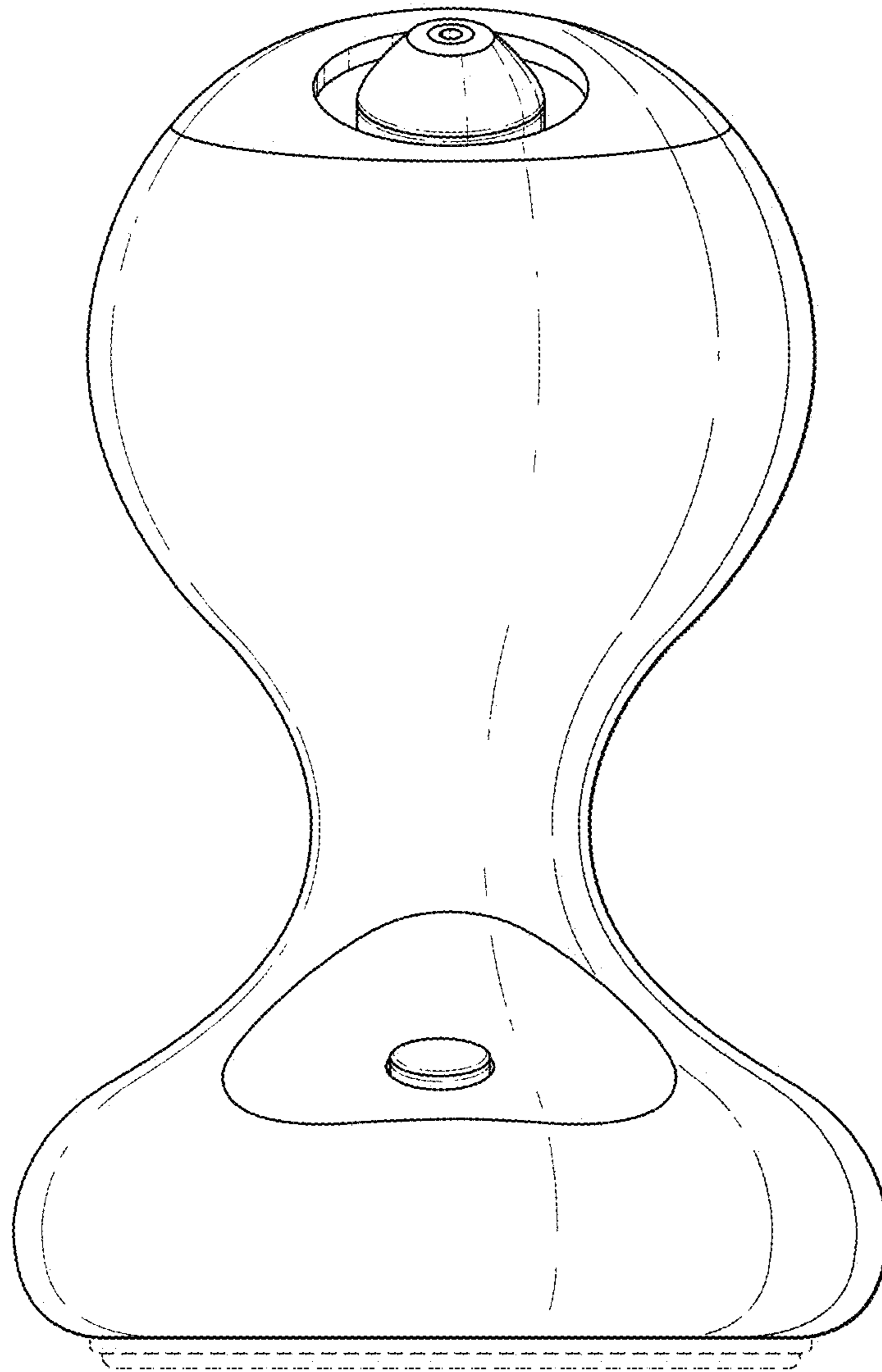


FIG. 2

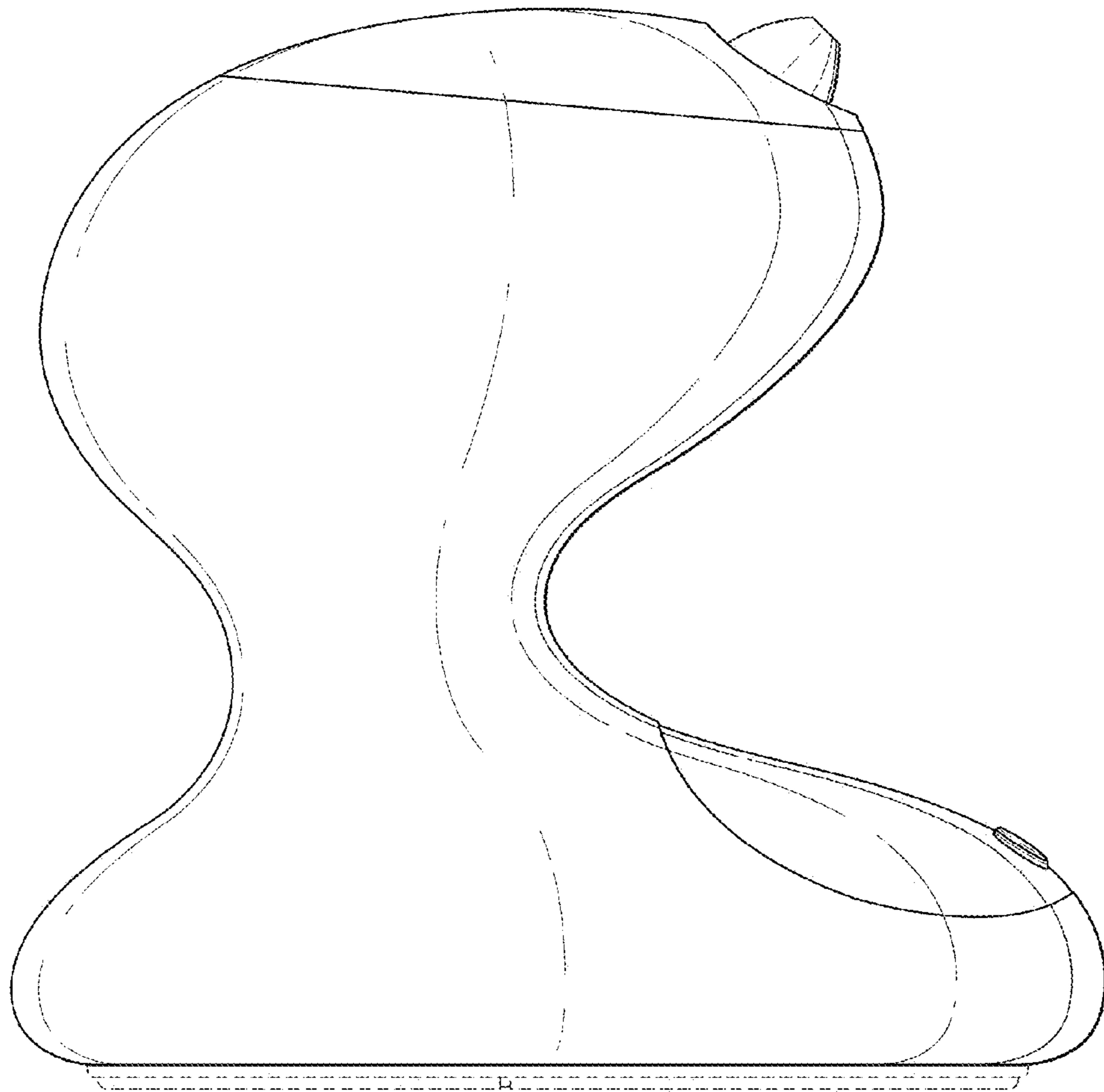


FIG. 3

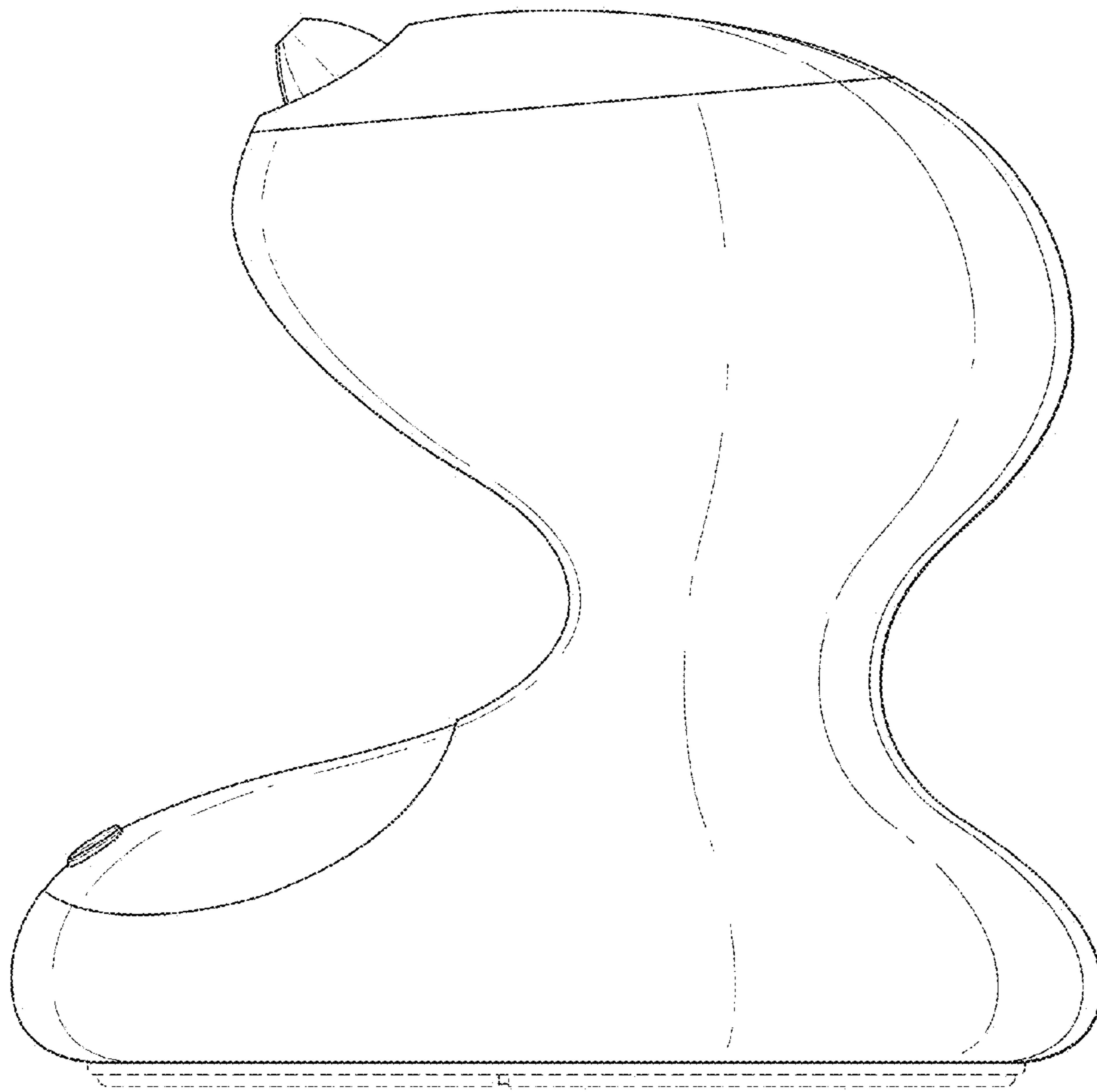


FIG. 4

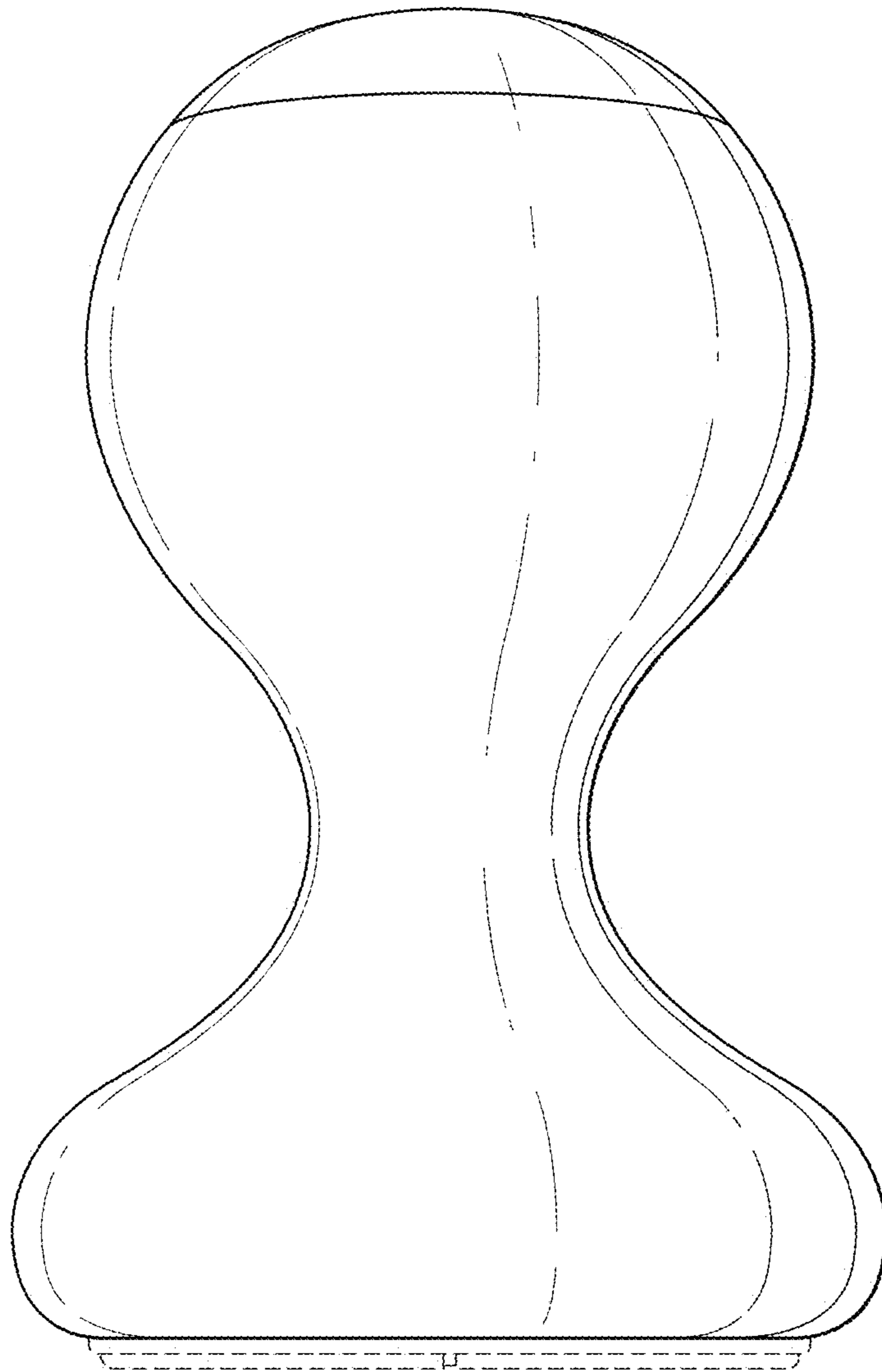


FIG. 5

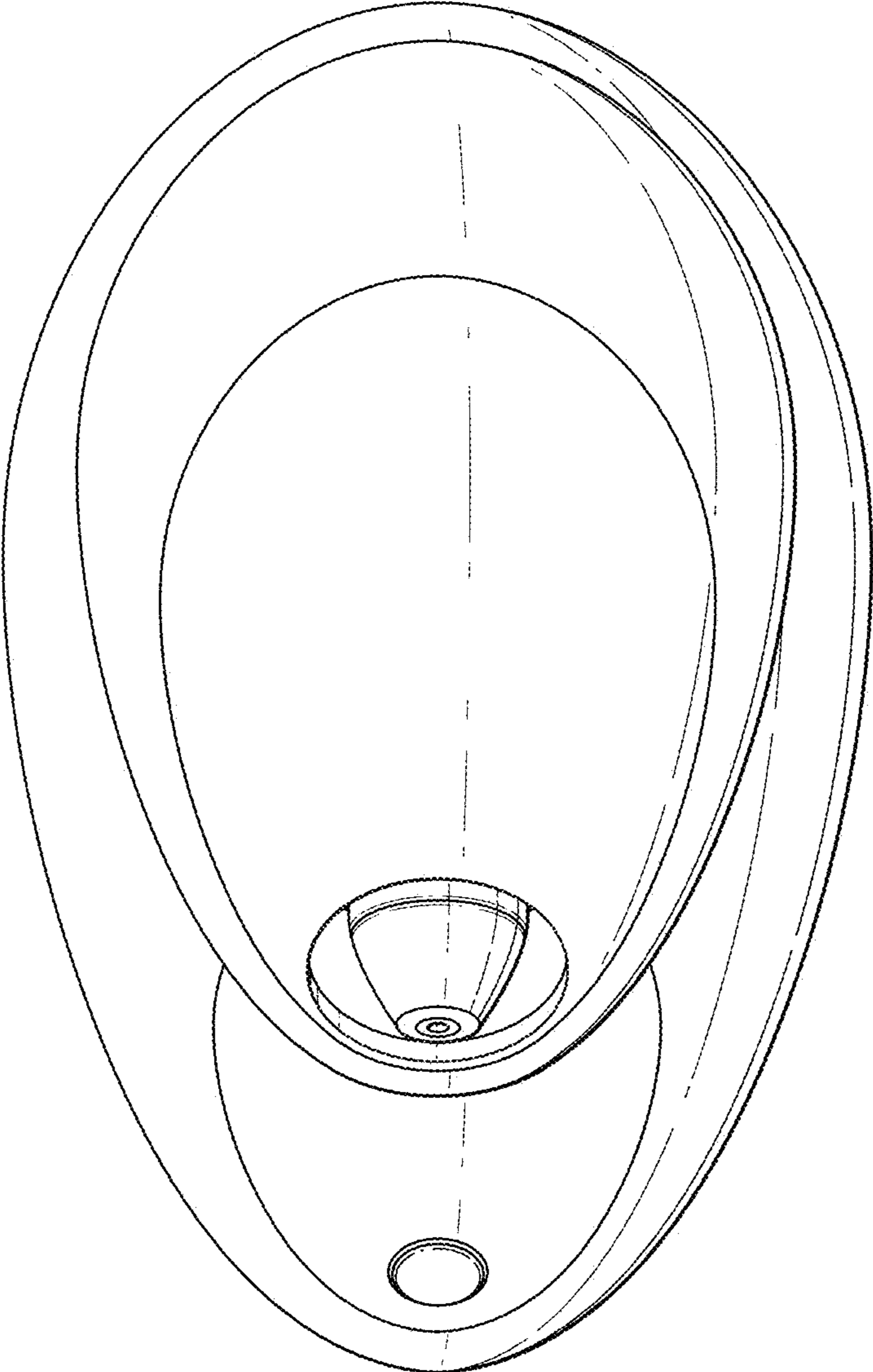


FIG. 6

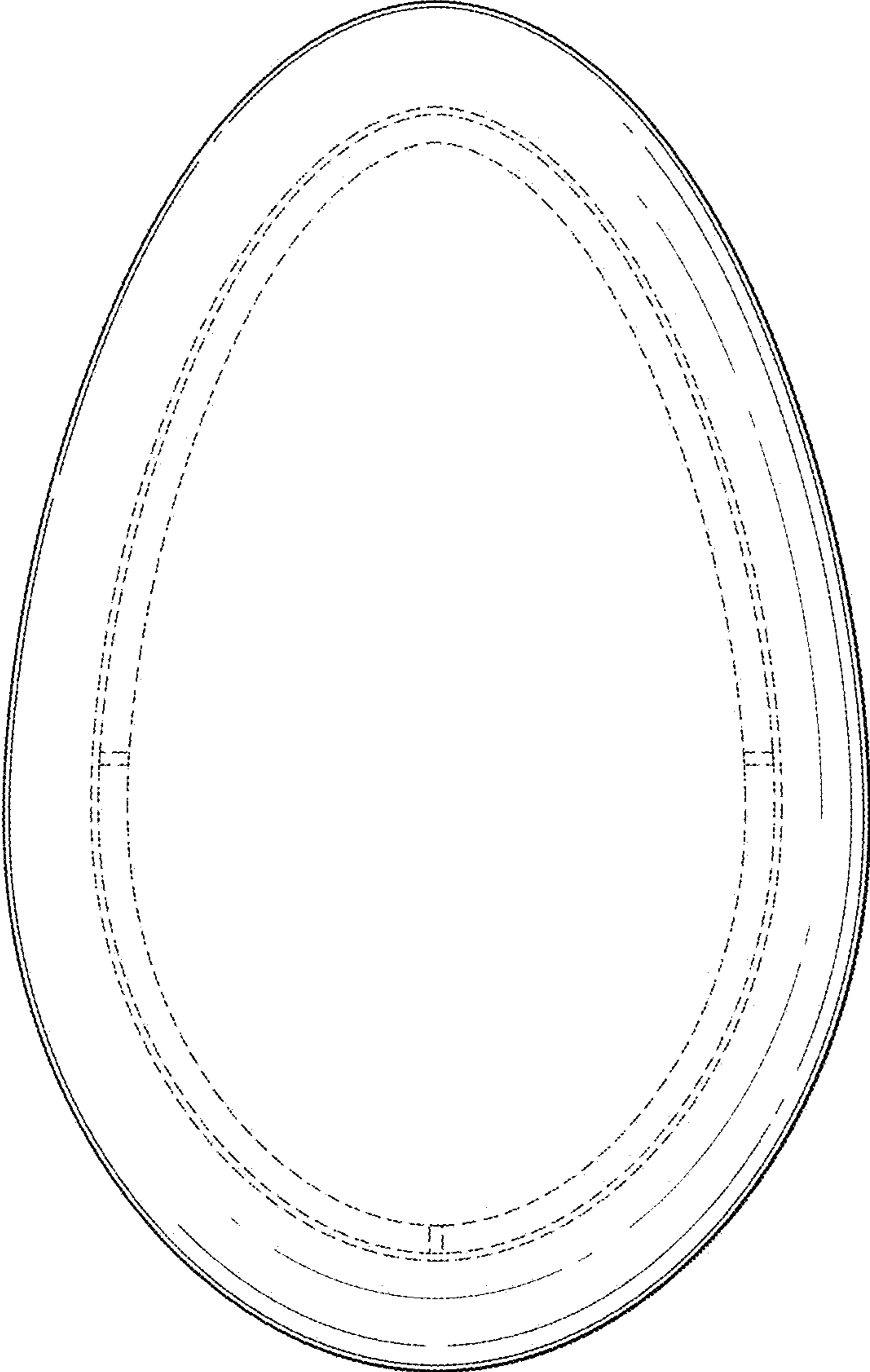


FIG. 7