



US00D709610S

(12) **United States Design Patent**
Pick

(10) **Patent No.:** **US D709,610 S**

(45) **Date of Patent:** **** Jul. 22, 2014**

(54) **EARPLUG**

(71) Applicant: **Bumble BE Holdings, LLC**, Los Angeles, CA (US)

(72) Inventor: **Douglas Pick**, Aliso Viejo, CA (US)

(73) Assignee: **Bumble BE Holdings, LLC**, Los Angeles, CA (US)

(**) Term: **14 Years**

(21) Appl. No.: **29/446,614**

(22) Filed: **Feb. 26, 2013**

(51) **LOC (10) Cl.** **24-04**

(52) **U.S. Cl.**
USPC **D24/106**

(58) **Field of Classification Search**
CPC A61F 11/08; A61F 2011/085
USPC D24/105, 106, 173, 174, 211, 214, 215;
D14/205, 206, 223; D29/112; 128/844,
128/864, 865, 918; 181/135; 381/380;
600/38; D27/101
See application file for complete search history.

(56) **References Cited**

U.S. PATENT DOCUMENTS

D107,684 S *	12/1937	Krueger	D21/440
D152,951 S *	3/1949	Eldredge	D24/212
4,774,938 A	10/1988	Leight		
5,036,681 A	8/1991	Schaerer		
5,113,967 A	5/1992	Killion et al.		
D371,193 S *	6/1996	Myers et al.	D24/106
5,904,143 A	5/1999	Magidson et al.		
5,957,136 A	9/1999	Magidson et al.		
5,988,313 A	11/1999	Hakansson		
6,006,857 A	12/1999	Leight et al.		
D427,304 S	6/2000	Magidson et al.		
D435,645 S	12/2000	Westerdal		
D437,048 S	1/2001	Hirshfeld		

6,264,870 B1	7/2001	H.ang.kansson		
6,440,339 B1	8/2002	Magidson et al.		
6,595,317 B1 *	7/2003	Widmer et al.	181/135
D481,118 S	10/2003	Doty et al.		
D492,767 S *	7/2004	Knauer et al.	D24/106
D512,141 S	11/2005	Mishkin et al.		
6,981,504 B2	1/2006	Jenkins, Jr.		
D521,637 S	5/2006	Yang		
D529,169 S	9/2006	Ryan		
7,107,993 B2	9/2006	Magidson		
D535,644 S	1/2007	Drambarean et al.		
D536,089 S	1/2007	Magidson et al.		
D548,325 S *	8/2007	Benner	D24/106
7,305,992 B2	12/2007	Fleming		
7,314,047 B2	1/2008	Falco		
D592,300 S	5/2009	Yeh		
7,537,011 B2	5/2009	Falco		
7,607,706 B2	10/2009	Cunningham et al.		
D606,189 S	12/2009	Lajtai		
D624,999 S	10/2010	Turdjian et al.		
7,967,015 B2	6/2011	Jenkins, Jr.		
7,984,716 B2	7/2011	Purcell et al.		
D652,945 S *	1/2012	Chen	D24/215
8,113,207 B2	2/2012	Gehling et al.		
8,161,975 B2	4/2012	Turdjian		

(Continued)

Primary Examiner — Ian Simmons

Assistant Examiner — Richelle G Shelton

(74) *Attorney, Agent, or Firm* — Risso & Associates


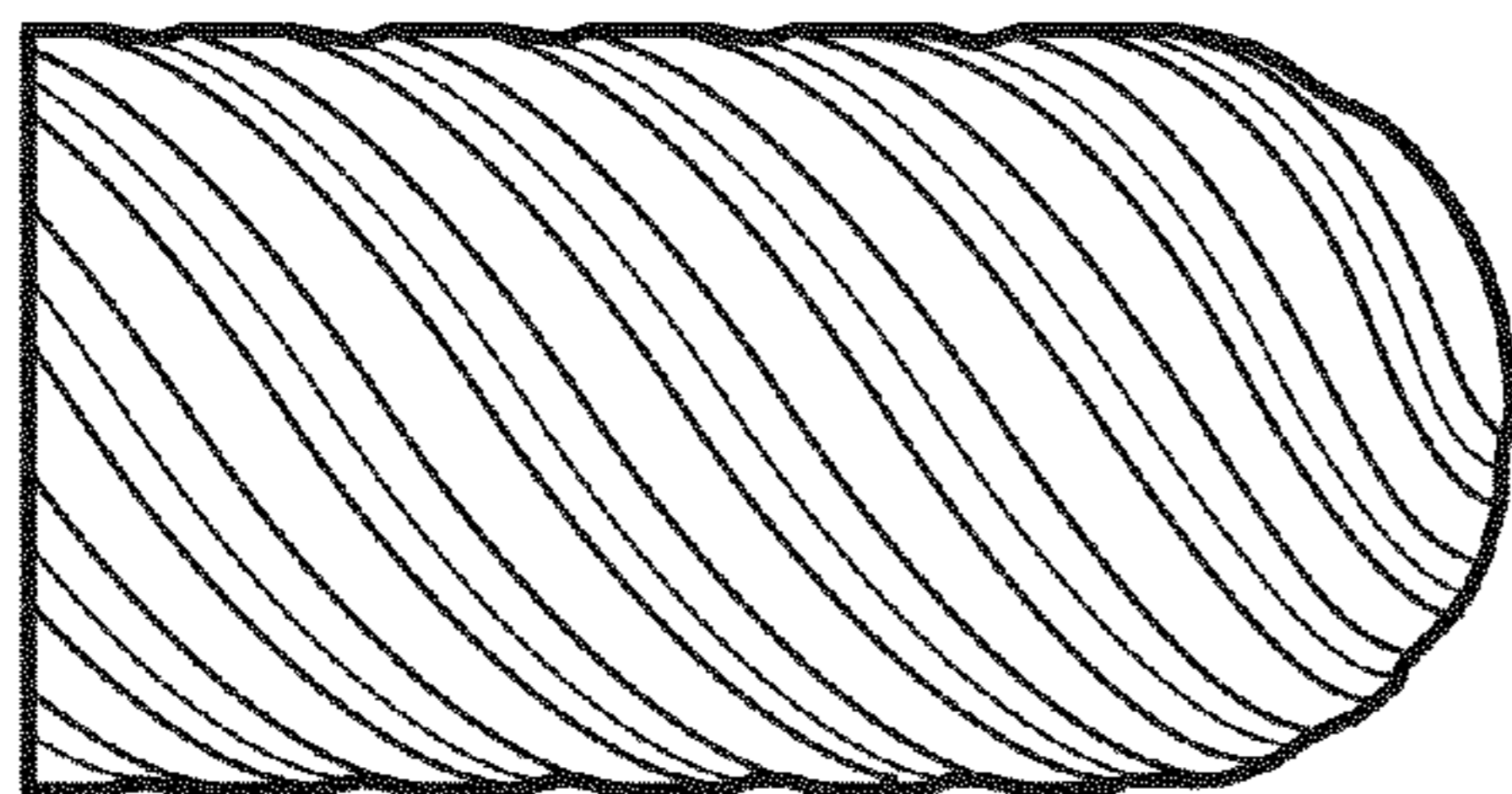
(57) **CLAIM**

The ornamental design for an earplug, as shown and described.

DESCRIPTION

FIG. 1 is a left, side-view of an earplug;
FIG. 2 is a right, side-view of the earplug;
FIG. 3 is a bottom-view of the earplug;
FIG. 4 is a top-view of the earplug;
FIG. 5 is a front-view of the earplug; and,
FIG. 6 is a rear-view of the earplug.

1 Claim, 1 Drawing Sheet



US D709,610 S

Page 2

(56)

References Cited

U.S. PATENT DOCUMENTS

2010/0294285	A1	11/2010	Turdjian
2012/0073583	A1	3/2012	Turdjian
2012/0199143	A1	8/2012	Turdjian et al.
2012/0272974	A1	11/2012	Magidson et al.
2006/0102418	A1	5/2006	Magidson
2010/0174137	A1*	7/2010	Shim 600/38

* cited by examiner

FIG. 1

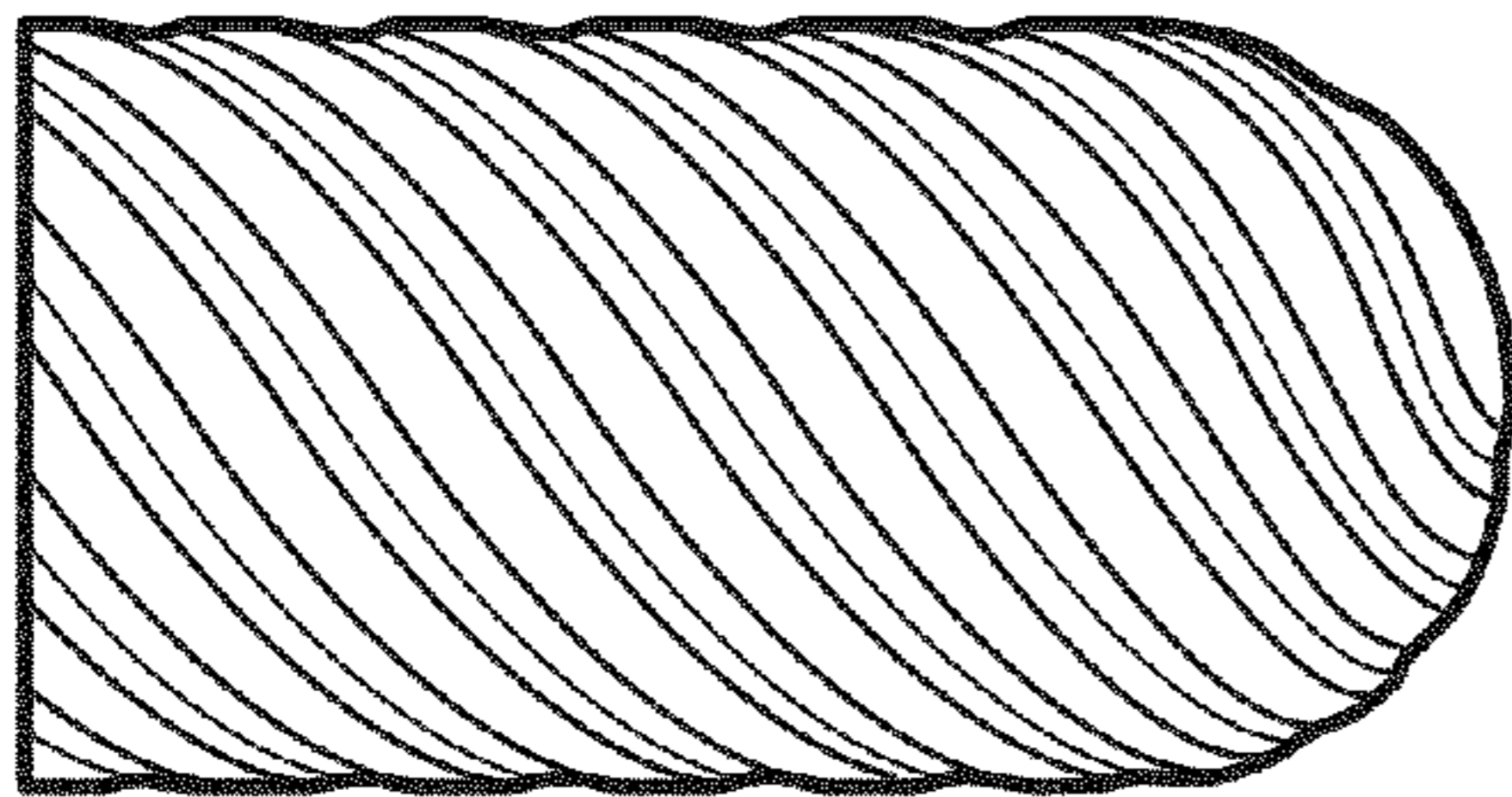


FIG. 2

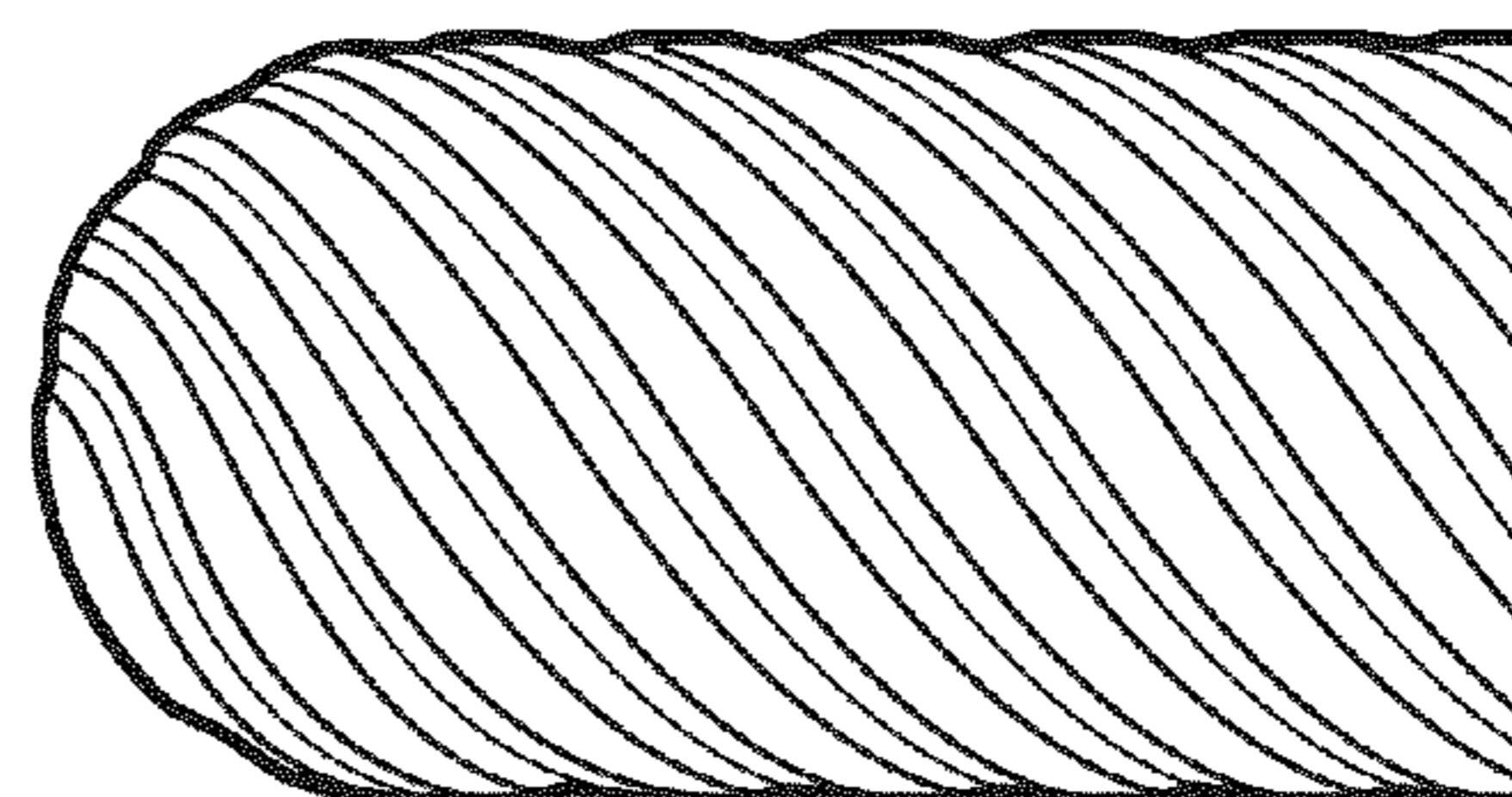


FIG. 3

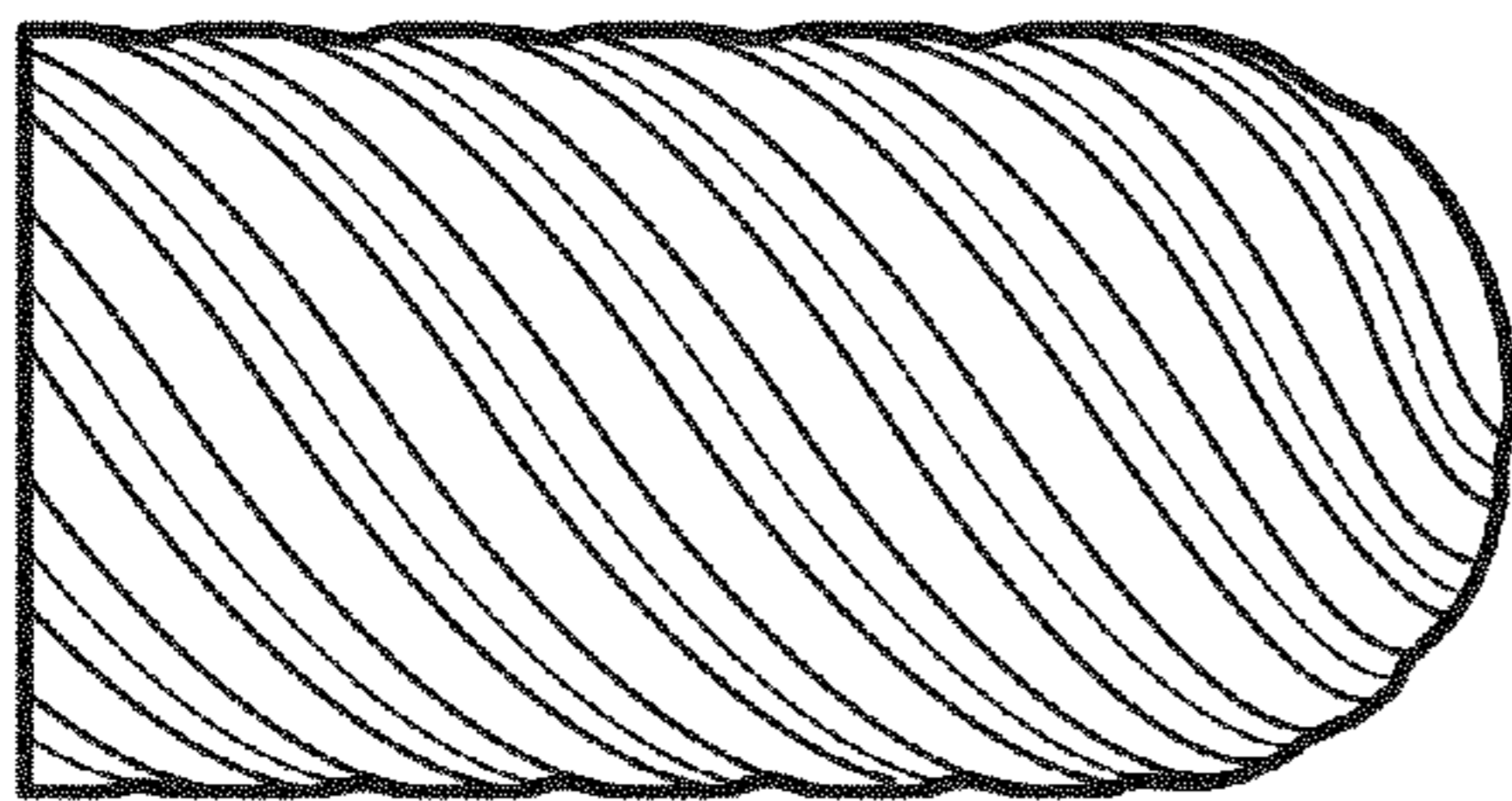


FIG. 4

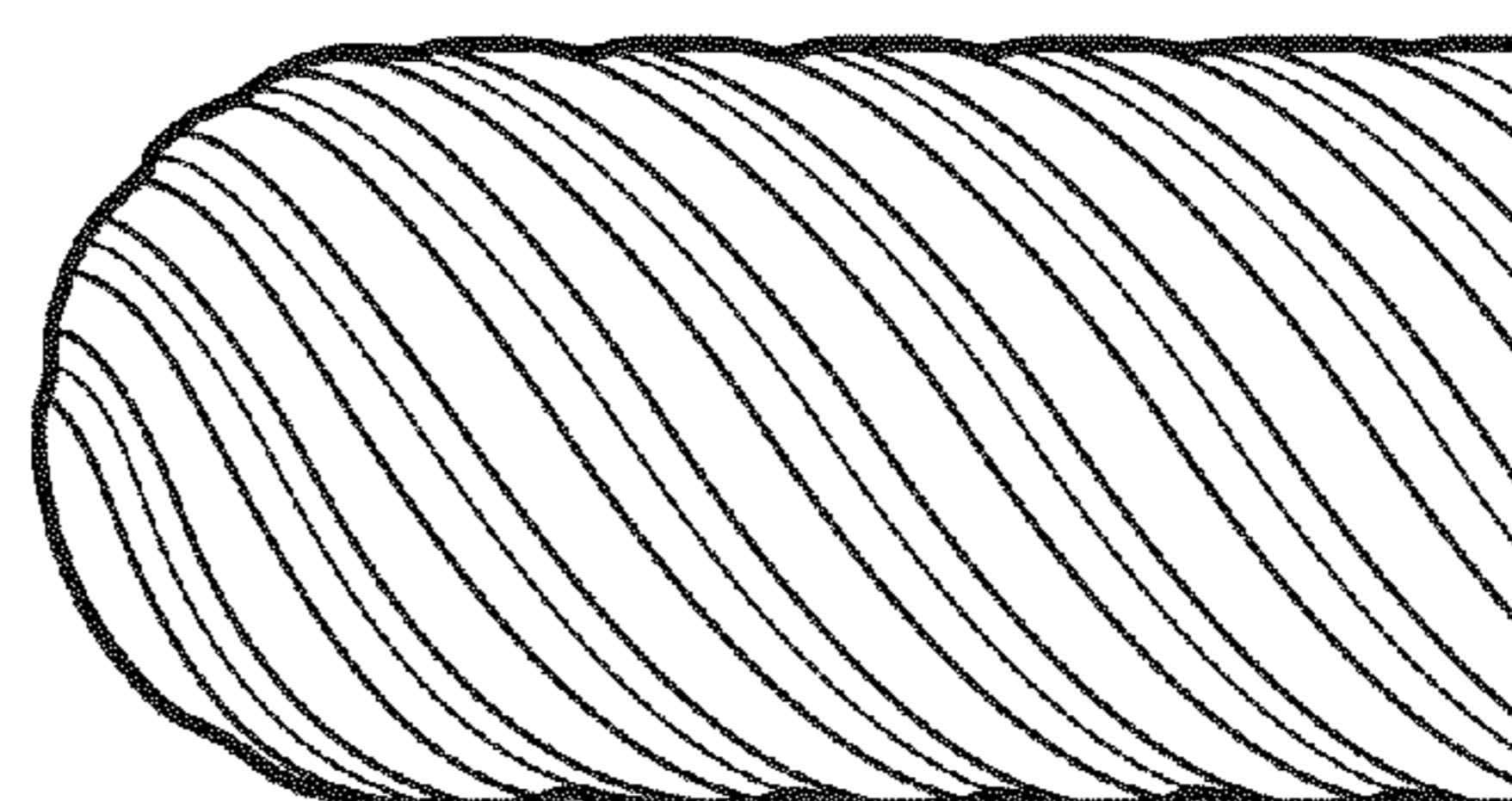


FIG. 5




FIG. 6

