



US00D709590S

(12) **United States Design Patent**  
**Stearman**

(10) **Patent No.:** **US D709,590 S**  
(45) **Date of Patent:** **\*\* Jul. 22, 2014**

(54) **FISHING LINE CLIP**

(71) Applicant: **Daniel S. Stearman**, Alameda, CA (US)

(72) Inventor: **Daniel S. Stearman**, Alameda, CA (US)

(\*\*) Term: **14 Years**

(21) Appl. No.: **29/471,964**

(22) Filed: **Nov. 6, 2013**

(51) **LOC (10) Cl.** ..... **22-05**

(52) **U.S. Cl.**  
USPC ..... **D22/134**

(58) **Field of Classification Search**

CPC ..... A01K 97/06; A01K 97/08; A01K 91/02;  
A01K 89/00; A01K 89/016; A01K 89/01;  
A01K 89/033; A01K 99/00  
USPC ..... D22/134, 143; 43/43.12, 43.13, 43.1,  
43/44.83, 44.85, 44.92, 44.95; 24/563,  
24/908

See application file for complete search history.

(56) **References Cited**

**U.S. PATENT DOCUMENTS**

D222,640 S *	11/1971	Mayer	.....	D22/134
D308,240 S *	5/1990	Buchanan	.....	D22/134
D369,397 S *	4/1996	House	.....	D22/134
D377,962 S *	2/1997	Blain	.....	D22/134
D393,688 S *	4/1998	Essad	.....	D22/134

\* cited by examiner

*Primary Examiner* — Catheri Oliver-Garcia

(74) *Attorney, Agent, or Firm* — Buchalter Nemer

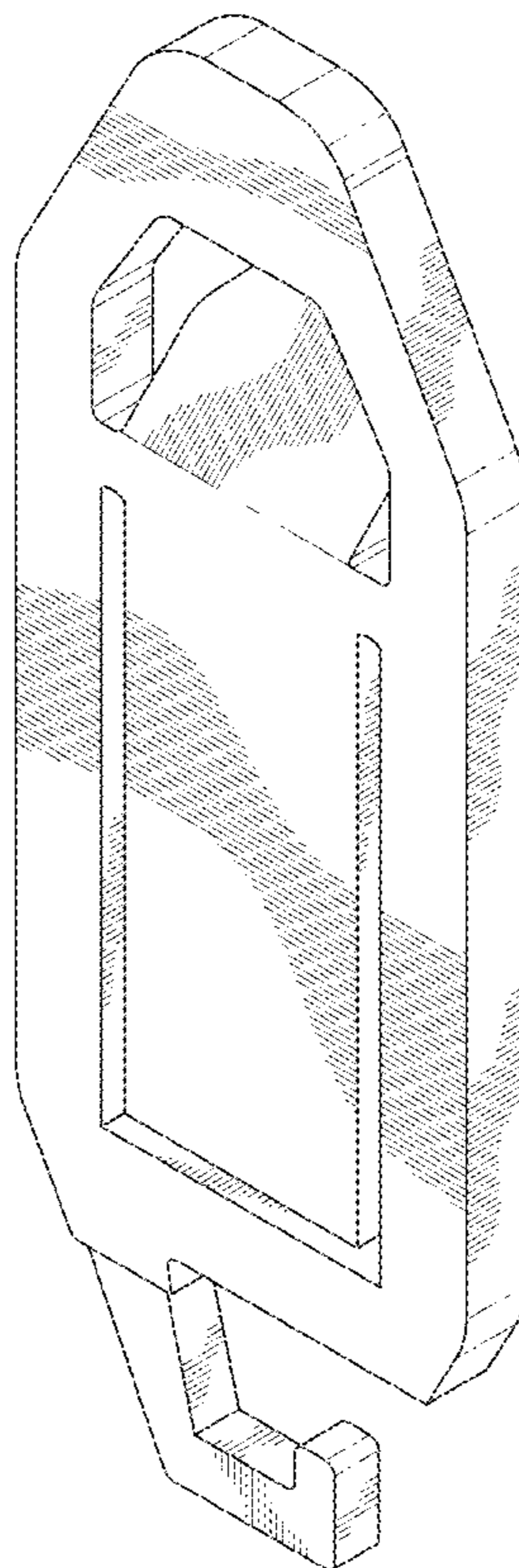
(57) **CLAIM**

The ornamental design for a fishing line clip, as shown and described.

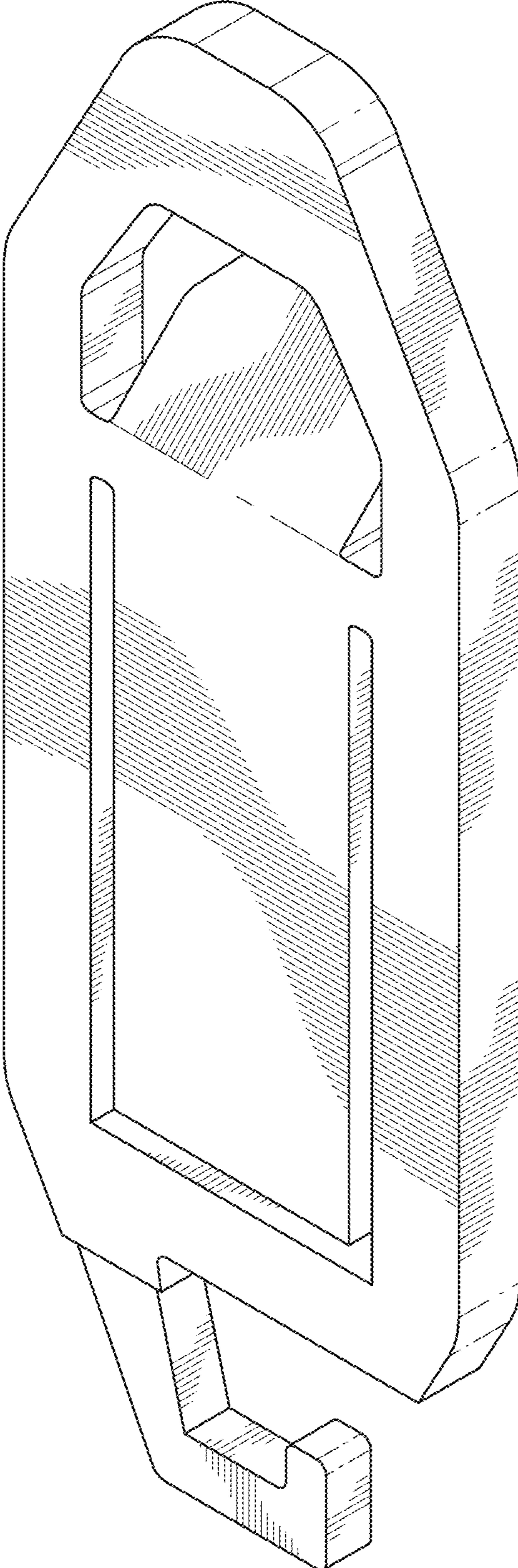
**DESCRIPTION**

FIG. 1 is a front perspective view of an embodiment of a fishing line clip;  
FIG. 2 is a rear perspective view of the fishing line clip illustrated in FIG. 1;  
FIG. 3 is a front elevation view of the fishing line clip illustrated in FIG. 1;  
FIG. 4 is a rear elevation view of the fishing line clip illustrated in FIG. 1;  
FIG. 5 is a first side elevation view of the fishing line clip illustrated in FIG. 1;  
FIG. 6 is a second side elevation view of the fishing line clip illustrated in FIG. 1;  
FIG. 7 is a top view of the fishing line clip illustrated in FIG. 1; and,  
FIG. 8 is a bottom view of the fishing line clip illustrated in FIG. 1.

**1 Claim, 6 Drawing Sheets**



*FIG. 1*



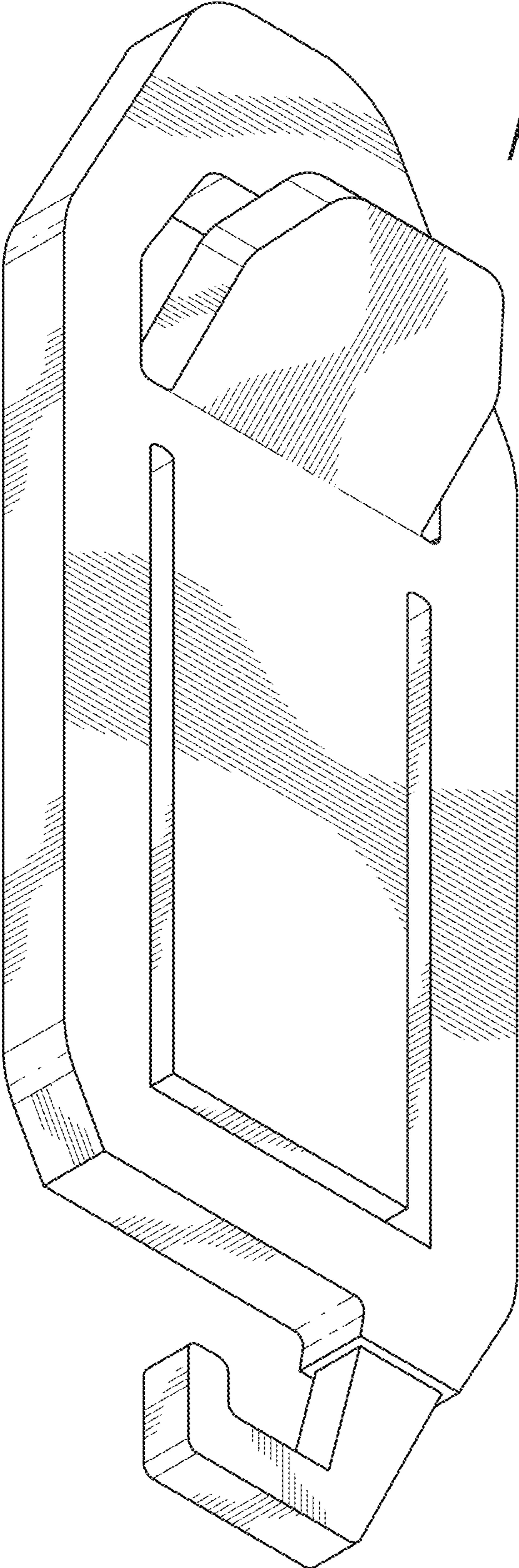
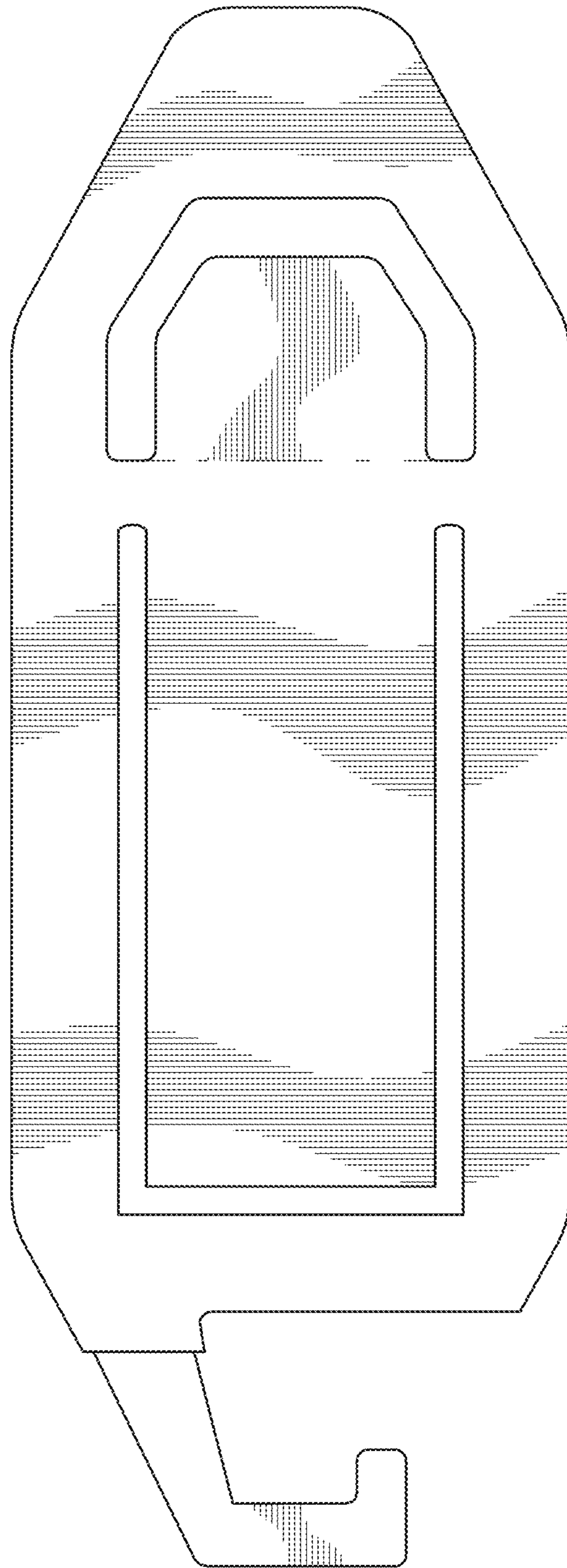
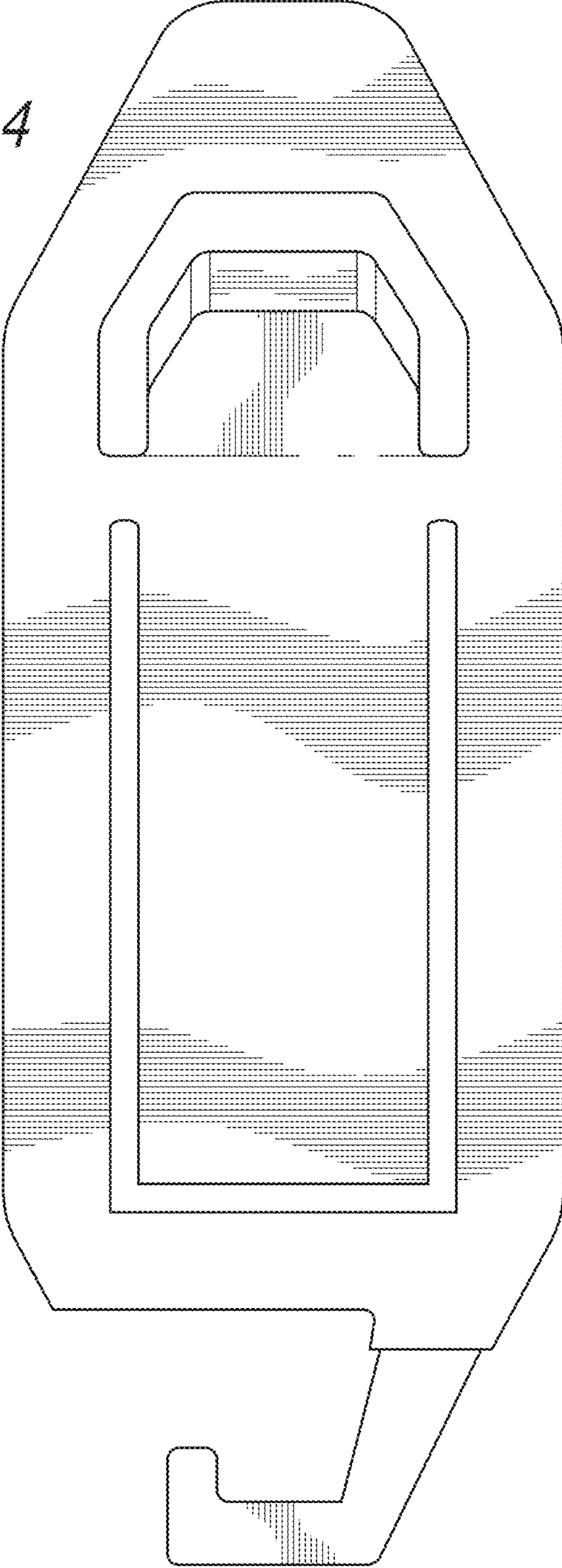


FIG. 2



*FIG. 3*

FIG. 4






FIG. 5


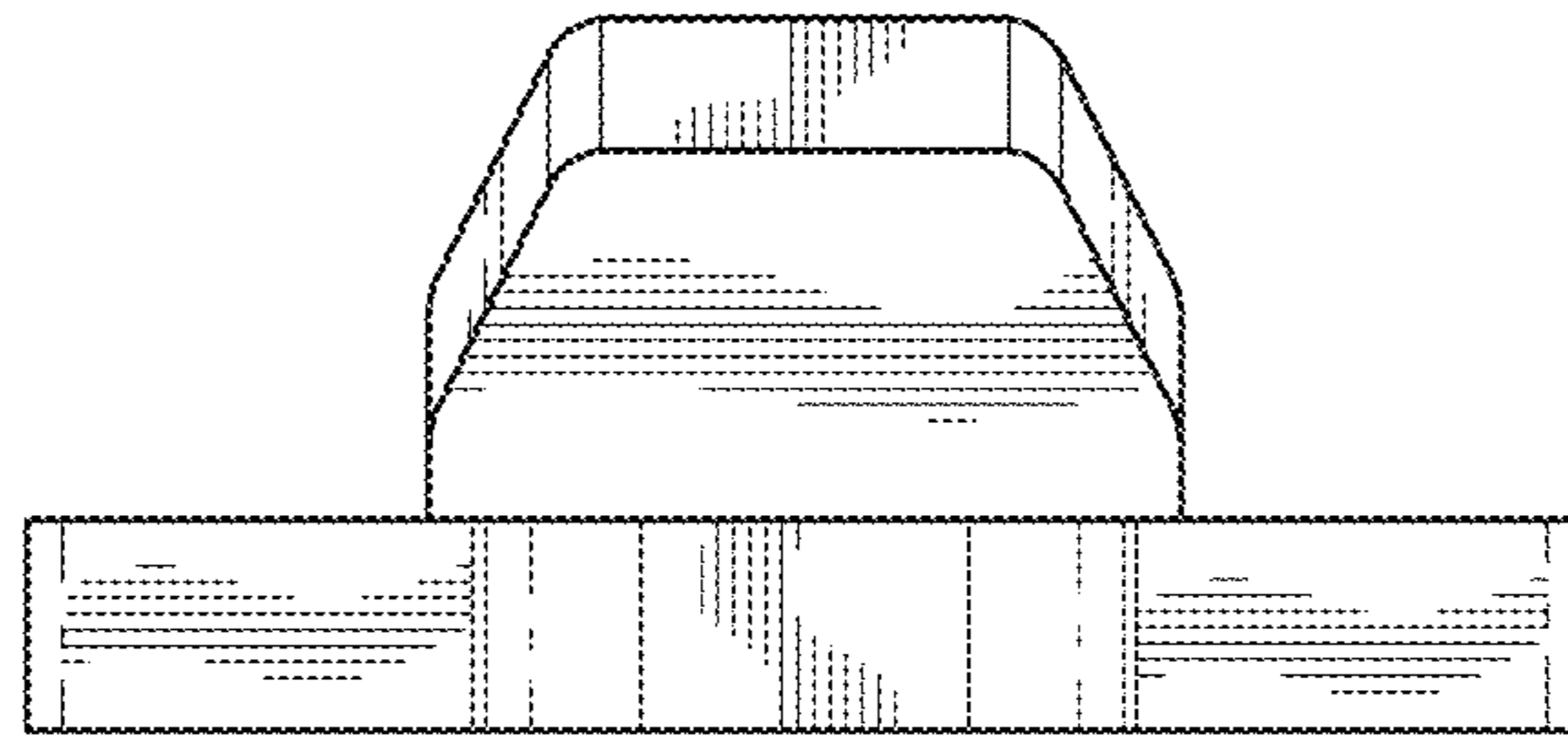
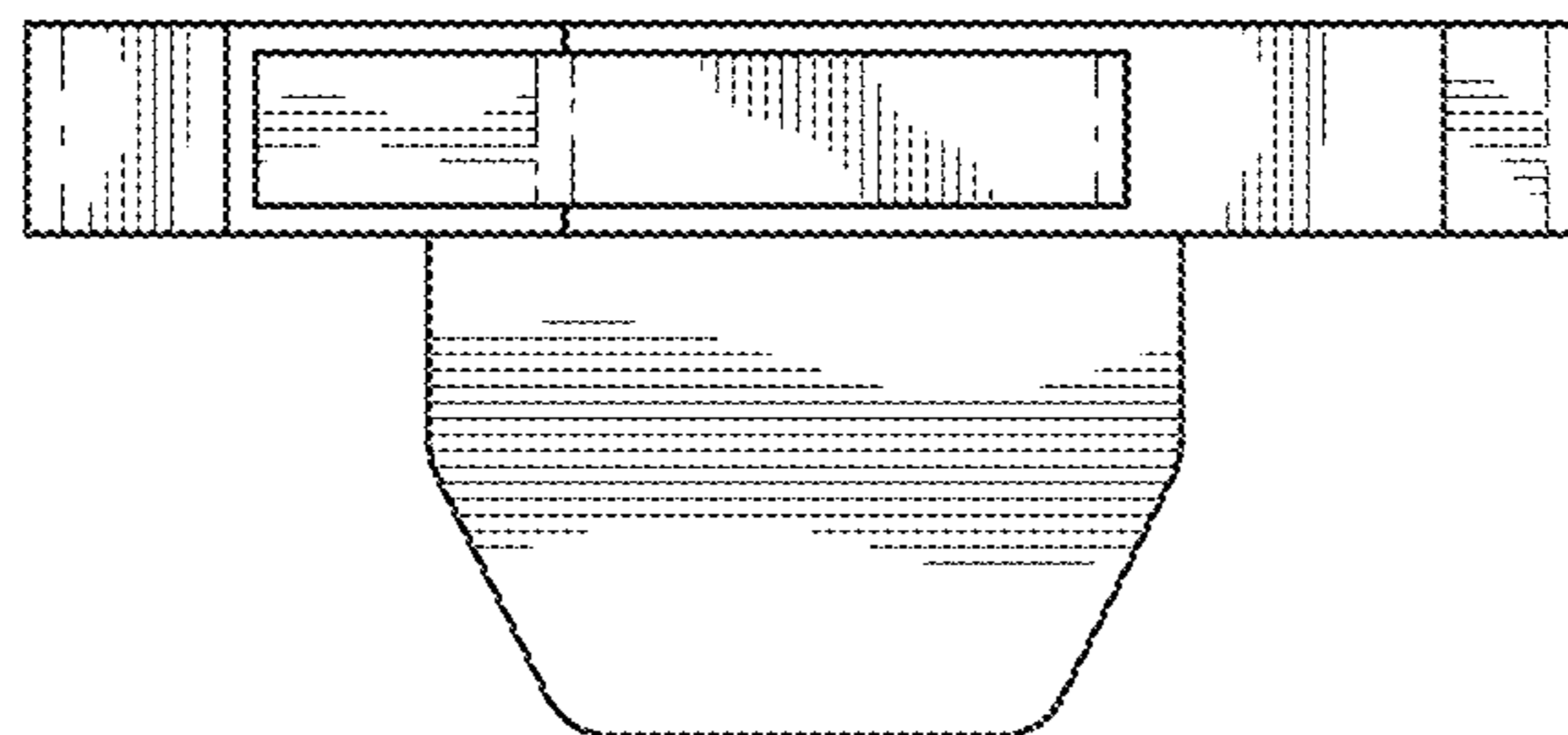


FIG. 6



*FIG. 7*



*FIG. 8*