



US00D709571S

(12) **United States Design Patent**
Sargent et al.

(10) **Patent No.:** **US D709,571 S**

(45) **Date of Patent:** **** Jul. 22, 2014**

(54) **GOLF CLUB HEAD**

(71) Applicant: **Taylor Made Golf Company, Inc.**,
Carlsbad, CA (US)

(72) Inventors: **Nathan T. Sargent**, Oceanside, CA
(US); **Joseph Reeve Nielson**, Vista, CA
(US); **Joseph Henry Hoffman**,
Carlsbad, CA (US); **Christopher John
Harbert**, Carlsbad, CA (US)

(73) Assignee: **Taylor Made Golf Company, Inc.**,
Carlsbad, CA (US)

(**) Term: **14 Years**

(21) Appl. No.: **29/457,887**

(22) Filed: **Jun. 13, 2013**

(51) **LOC (10) Cl.** **21-02**

(52) **U.S. Cl.**
USPC **D21/759**

(58) **Field of Classification Search**
USPC D21/733, 752, 759; 473/324–331,
473/343–346
See application file for complete search history.

(56) **References Cited**

U.S. PATENT DOCUMENTS

D552,702	S	*	10/2007	Cameron	D21/759
D588,223	S	*	3/2009	Kuan	D21/759
D611,555	S	*	3/2010	Oldknow	D21/759
D612,004	S	*	3/2010	Oldknow	D21/759
D628,257	S	*	11/2010	Albertsen et al.	D21/759
7,857,711	B2	*	12/2010	Shear	473/329
D630,278	S	*	1/2011	Albertsen et al.	D21/759
D630,696	S	*	1/2011	Albertsen et al.	D21/759
D631,119	S	*	1/2011	Albertsen et al.	D21/759
D655,363	S	*	3/2012	Vrska	D21/759
8,235,844	B2	*	8/2012	Albertsen et al.	473/345

D672,000	S	*	12/2012	Yi et al.	D21/759
D675,272	S	*	1/2013	Greensmith et al.	D21/759
D686,679	S	*	7/2013	Greensmith et al.	D21/759
D692,077	S	*	10/2013	Greensmith et al.	D21/759
D697,152	S	*	1/2014	Harbert et al.	D21/752
2007/0049417	A1	*	3/2007	Shear	473/349
2010/0113176	A1	*	5/2010	Boyd et al.	473/291
2011/0151997	A1	*	6/2011	Shear	473/329
2011/0218053	A1	*	9/2011	Tang et al.	473/349
2011/0294599	A1	*	12/2011	Albertsen et al.	473/349
2012/0270676	A1	*	10/2012	Burnett et al.	473/346

FOREIGN PATENT DOCUMENTS

JP 2004-351173 12/2004

* cited by examiner

Primary Examiner — Mitchell Siegel

(74) *Attorney, Agent, or Firm* — Klarquist Sparkman, LLP

(57) **CLAIM**

We claim the ornamental design for a golf club head, as shown and described.

DESCRIPTION

FIG. 1 is a perspective view of a golf club head, as viewed from the rear, below and one side, according to one embodiment.

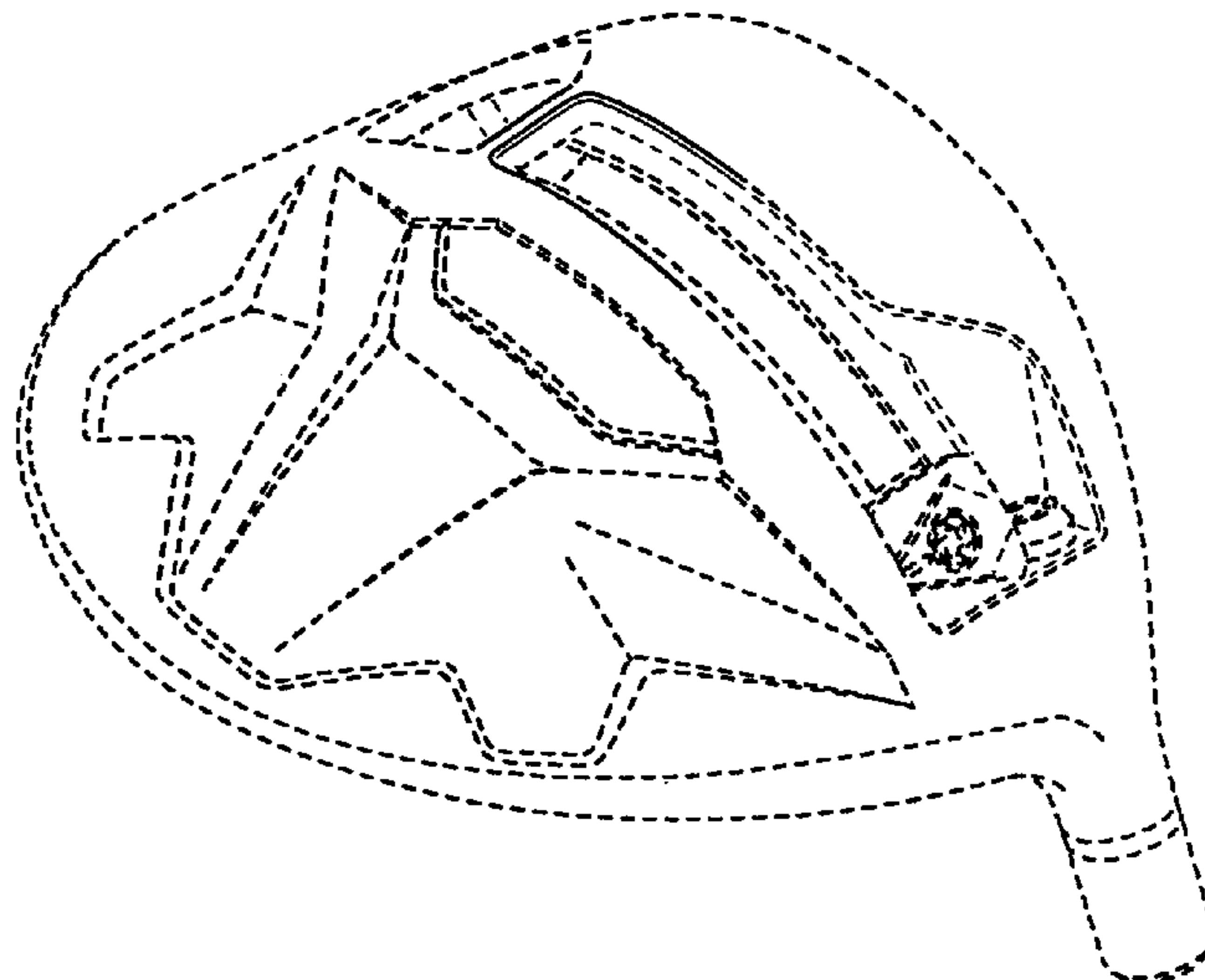
FIG. 2 is a front elevation view of the golf club head of FIG. 1.

FIG. 3 is a rear elevation view of the golf club head of FIG. 1. FIG. 4 is a side elevation view of the toe of the golf club head of FIG. 1.

FIG. 5 is a side elevation view of the heel of the golf club head of FIG. 1.

FIG. 6 is a top plan view of the golf club head of FIG. 1; and, FIG. 7 is a bottom plan view of the golf club head of FIG. 1. The dashed lines in the drawings are for illustrative purpose only and form no part of the claimed design.

1 Claim, 4 Drawing Sheets



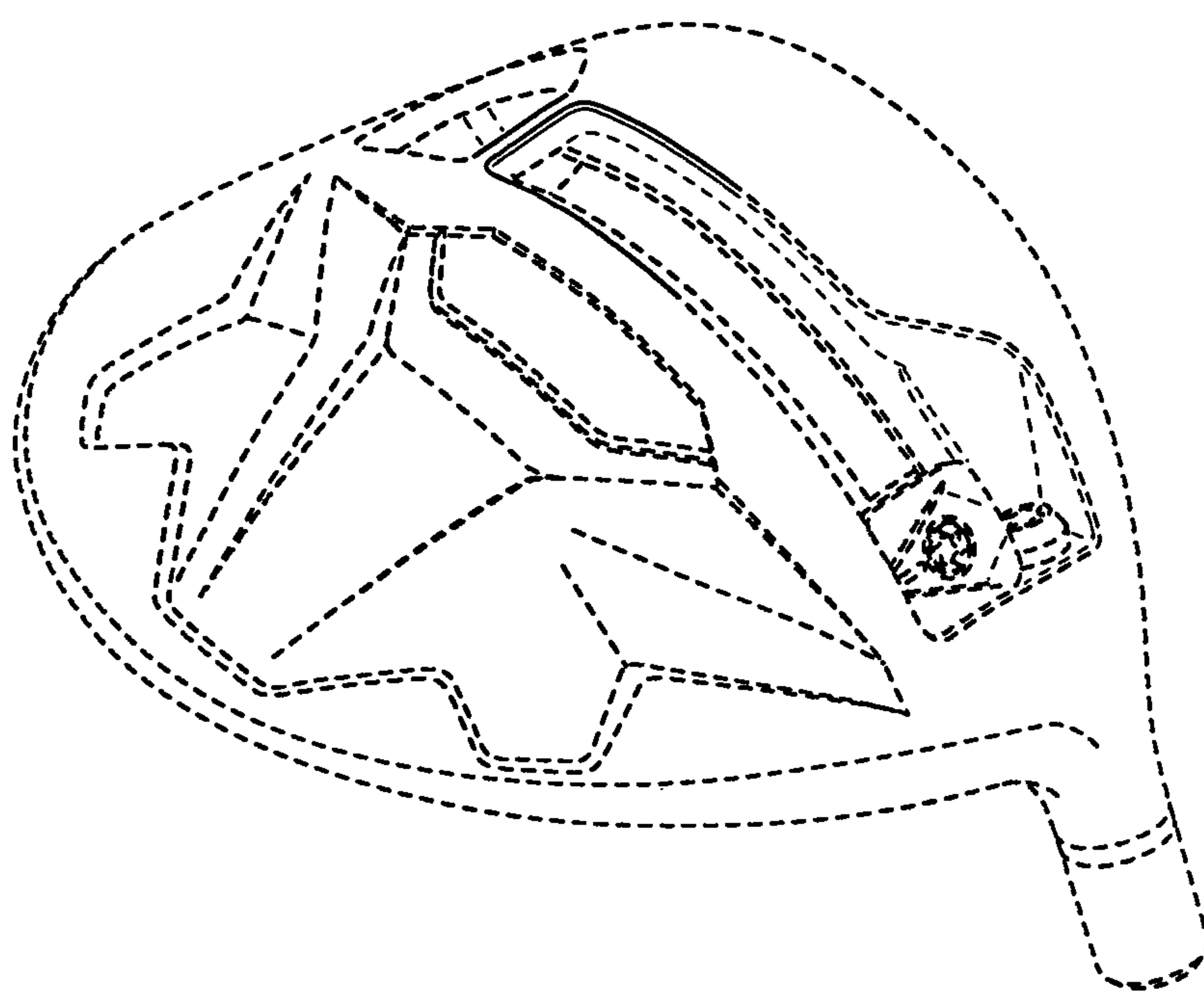


FIG. 1

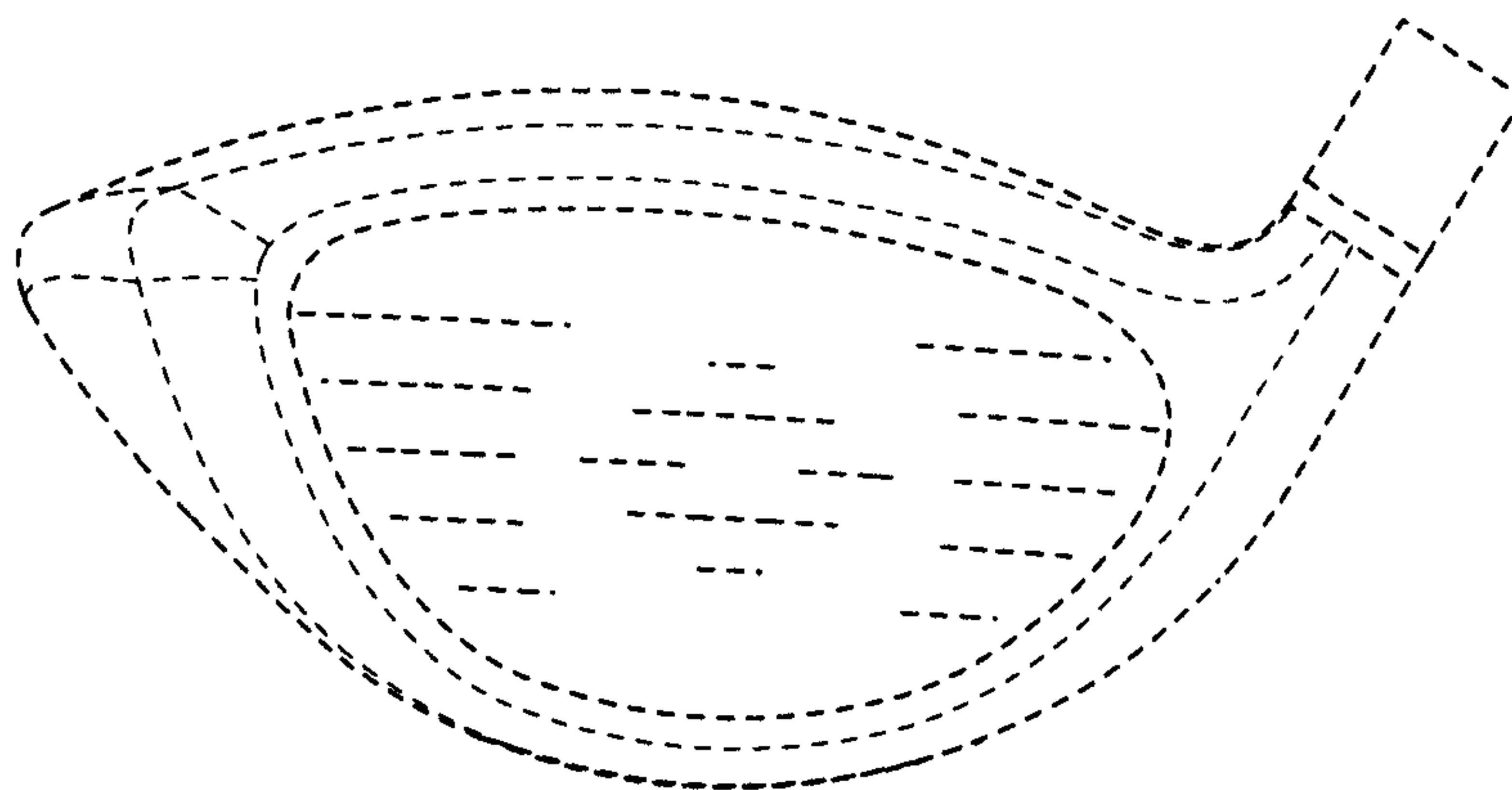


FIG. 2

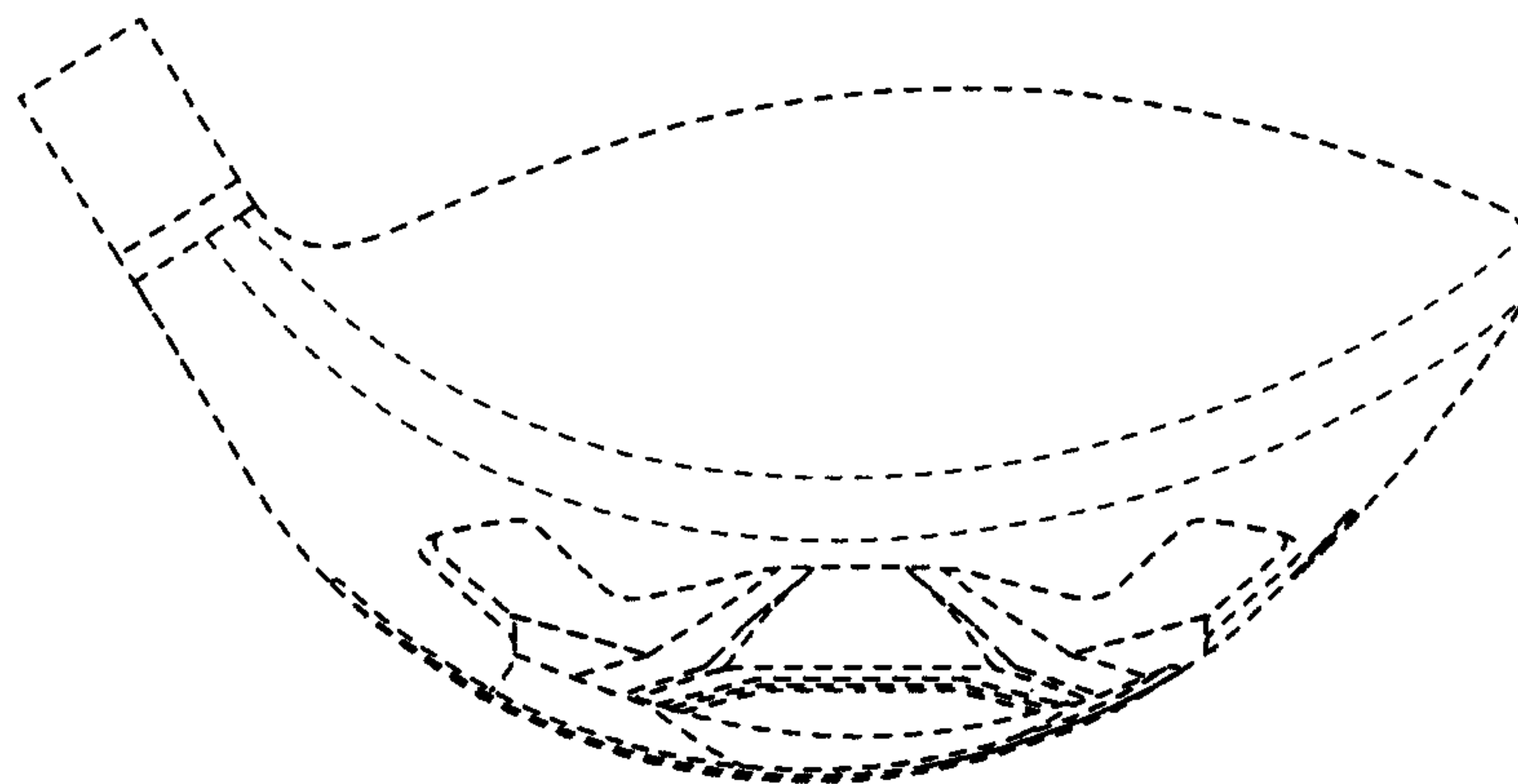


FIG. 3

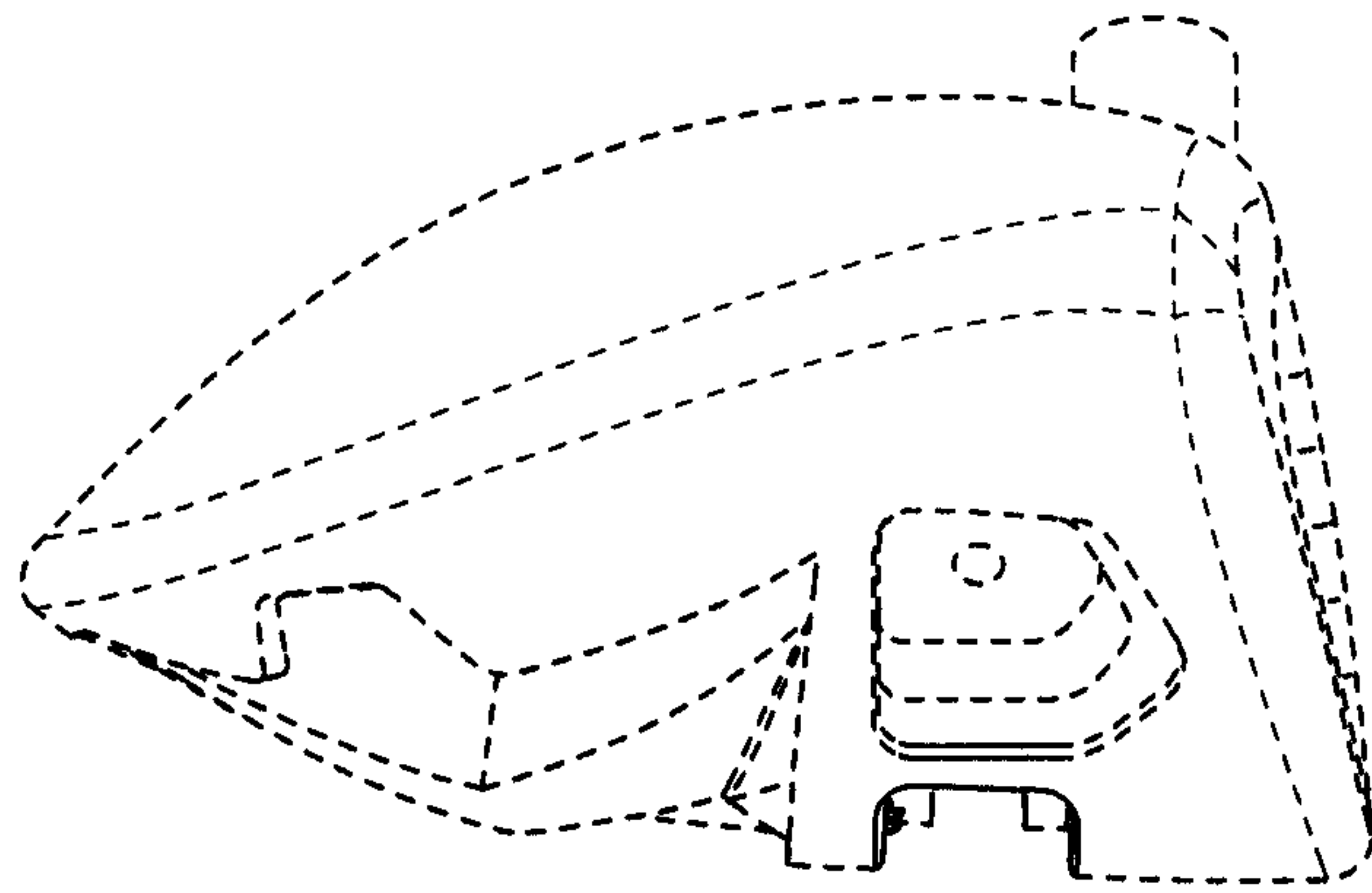


FIG. 4

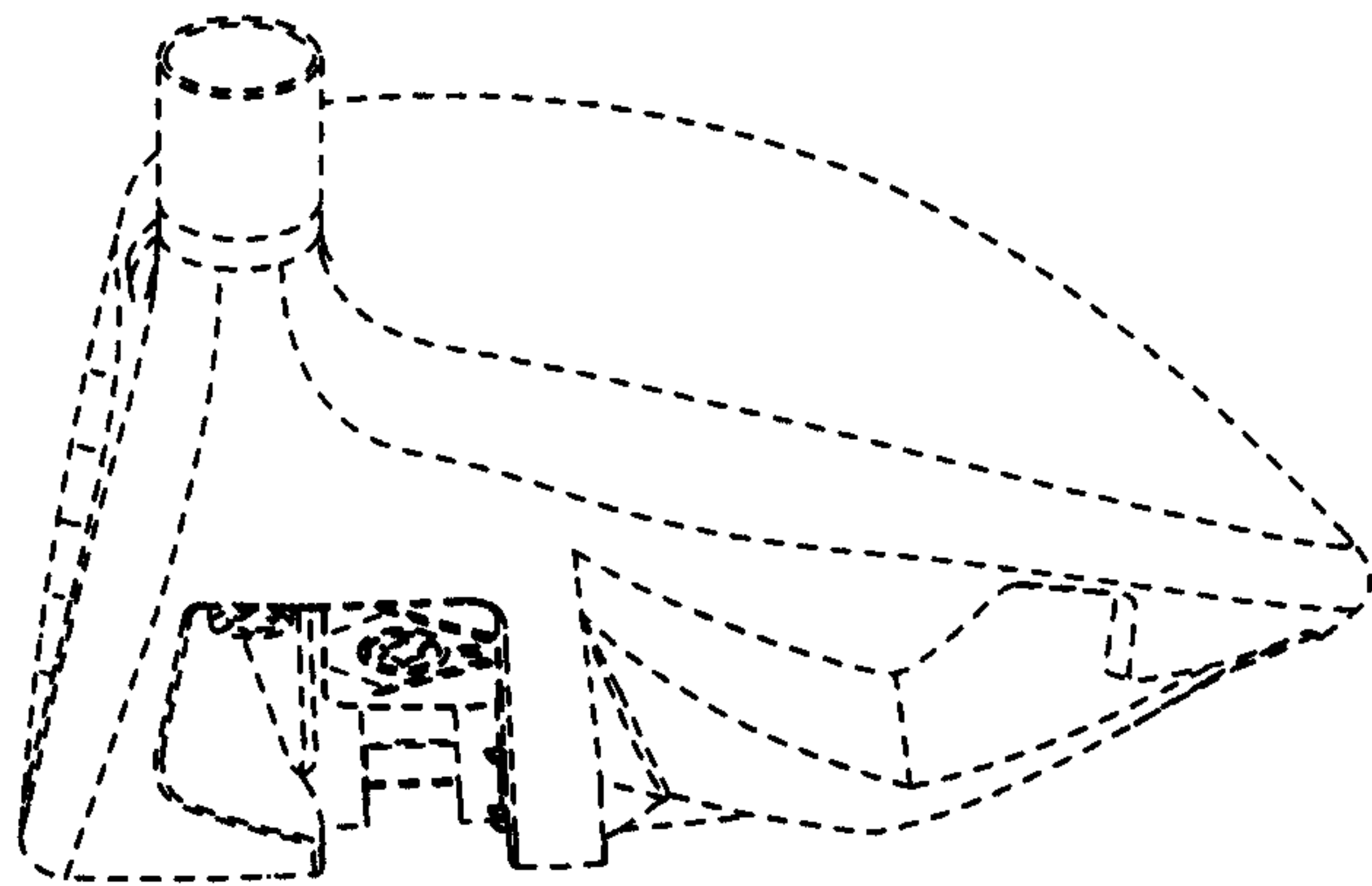


FIG. 5

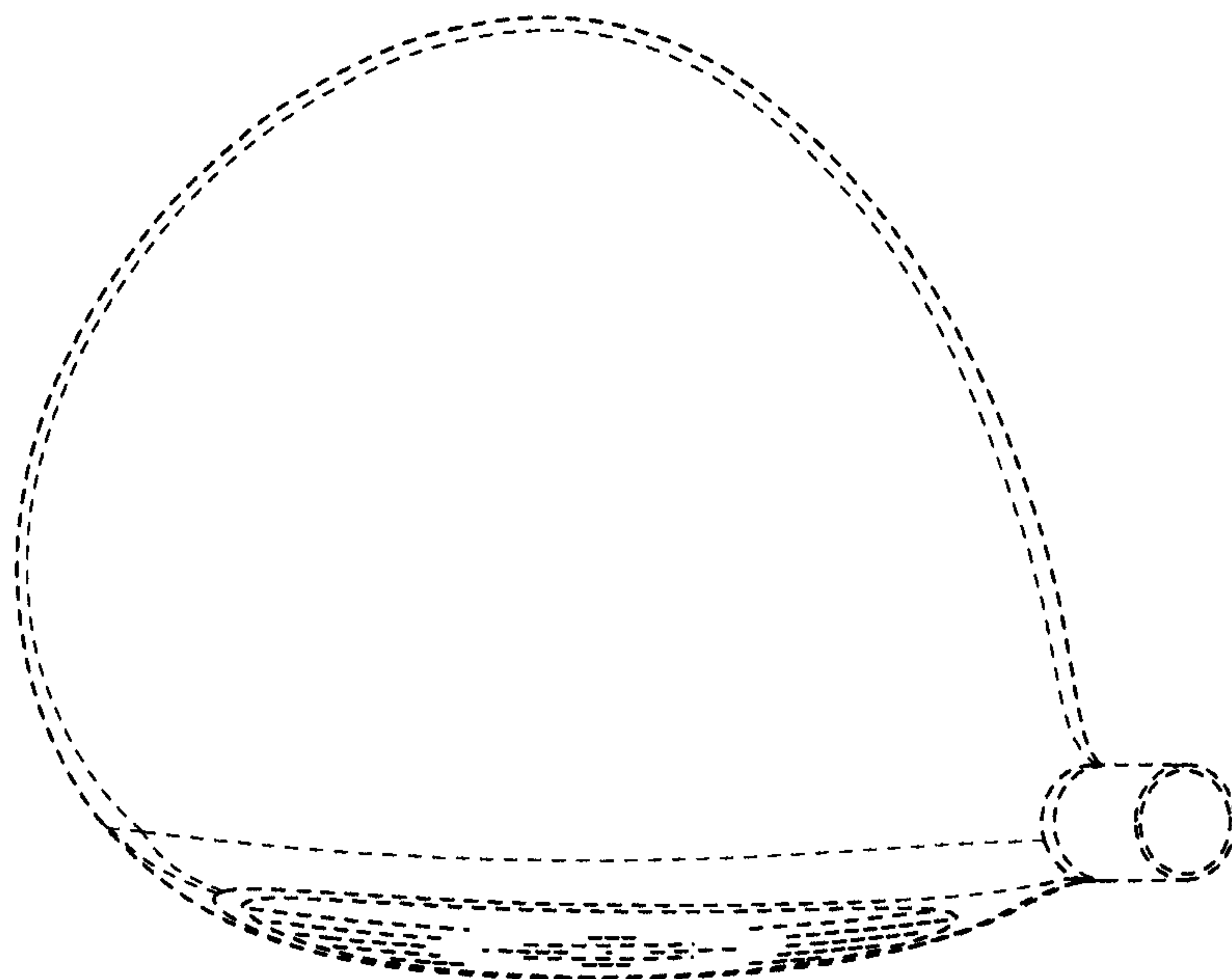


FIG. 6

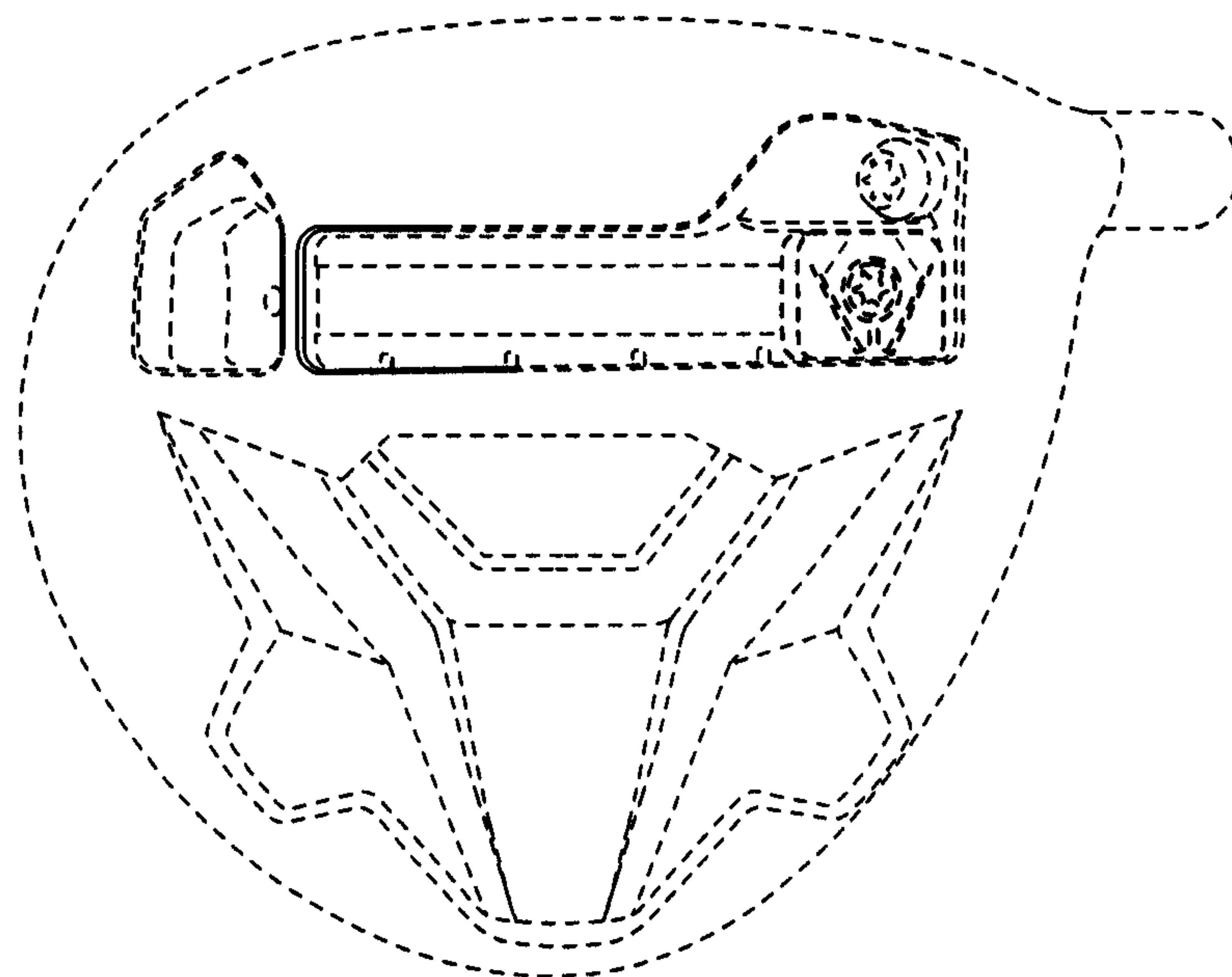


FIG. 7