

US00D709570S

(12) **United States Design Patent**  
**Miraflor, III et al.**

(10) **Patent No.:** **US D709,570 S**  
(45) **Date of Patent:** **\*\* Jul. 22, 2014**

- (54) **GOLF CLUB HEAD**
- (71) Applicants: **Jose Miraflor, III**, Oceanside, CA (US);  
**Robert A. Phillion**, Carlsbad, CA (US);  
**Thomas W. Preece**, San Diego, CA  
(US); **Douglas E. Roberts**, Carlsbad, CA  
(US); **Joshua G. Breier**, Vista, CA (US);  
**Cameron J. Day**, Aliso Viejo, CA (US)
- (72) Inventors: **Jose Miraflor, III**, Oceanside, CA (US);  
**Robert A. Phillion**, Carlsbad, CA (US);  
**Thomas W. Preece**, San Diego, CA  
(US); **Douglas E. Roberts**, Carlsbad, CA  
(US); **Joshua G. Breier**, Vista, CA (US);  
**Cameron J. Day**, Aliso Viejo, CA (US)
- (73) Assignee: **Cobra Gold Incorporated**, Carlsbad,  
CA (US)

(\*\*) Term: **14 Years**

(21) Appl. No.: **29/451,980**

(22) Filed: **Apr. 10, 2013**

(51) **LOC (10) Cl.** ..... **21-02**

(52) **U.S. Cl.**  
USPC ..... **D21/759**

(58) **Field of Classification Search**  
USPC ..... D21/733, 752, 759; 473/324–331,  
473/343–346  
See application file for complete search history.

(56) **References Cited**

U.S. PATENT DOCUMENTS

D256,709 S *	9/1980	Reid et al. ....	D21/752
D268,357 S *	3/1983	Mader .....	D21/733
D453,365 S *	2/2002	Carr et al. ....	D21/752
D497,964 S *	11/2004	Kusumoto et al. ....	D21/759
D502,520 S *	3/2005	Dogan et al. ....	D21/759
D532,858 S *	11/2006	Rice .....	D21/759

D553,206 S *	10/2007	Morales et al. ....	D21/733
D557,362 S *	12/2007	Serrano et al. ....	D21/752
D561,286 S *	2/2008	Morales et al. ....	D21/759
D584,782 S *	1/2009	Barez et al. ....	D21/759
D584,783 S *	1/2009	Barez et al. ....	D21/759
D584,784 S *	1/2009	Barez et al. ....	D21/759
D652,464 S *	1/2012	Bertone et al. ....	D21/733
D662,560 S *	6/2012	Piniarski et al. ....	D21/733
8,348,780 B2 *	1/2013	Stites .....	473/231

\* cited by examiner

*Primary Examiner* — Mitchell Siegel

(74) *Attorney, Agent, or Firm* — Mark S. Leonardo; Brown Rudnick LLP

(57) **CLAIM**

The ornamental design for a golf club head, as shown and described.

**DESCRIPTION**

FIG. 1 illustrates a top side perspective view of a golf club head employing an ornamental design in accordance with the present invention;

FIG. 2 illustrates a front side view of the golf club head of FIG. 1;

FIG. 3 illustrates a back side view of the golf club head of FIG. 1;

FIG. 4 illustrates a left side view of the golf club head of FIG. 1;

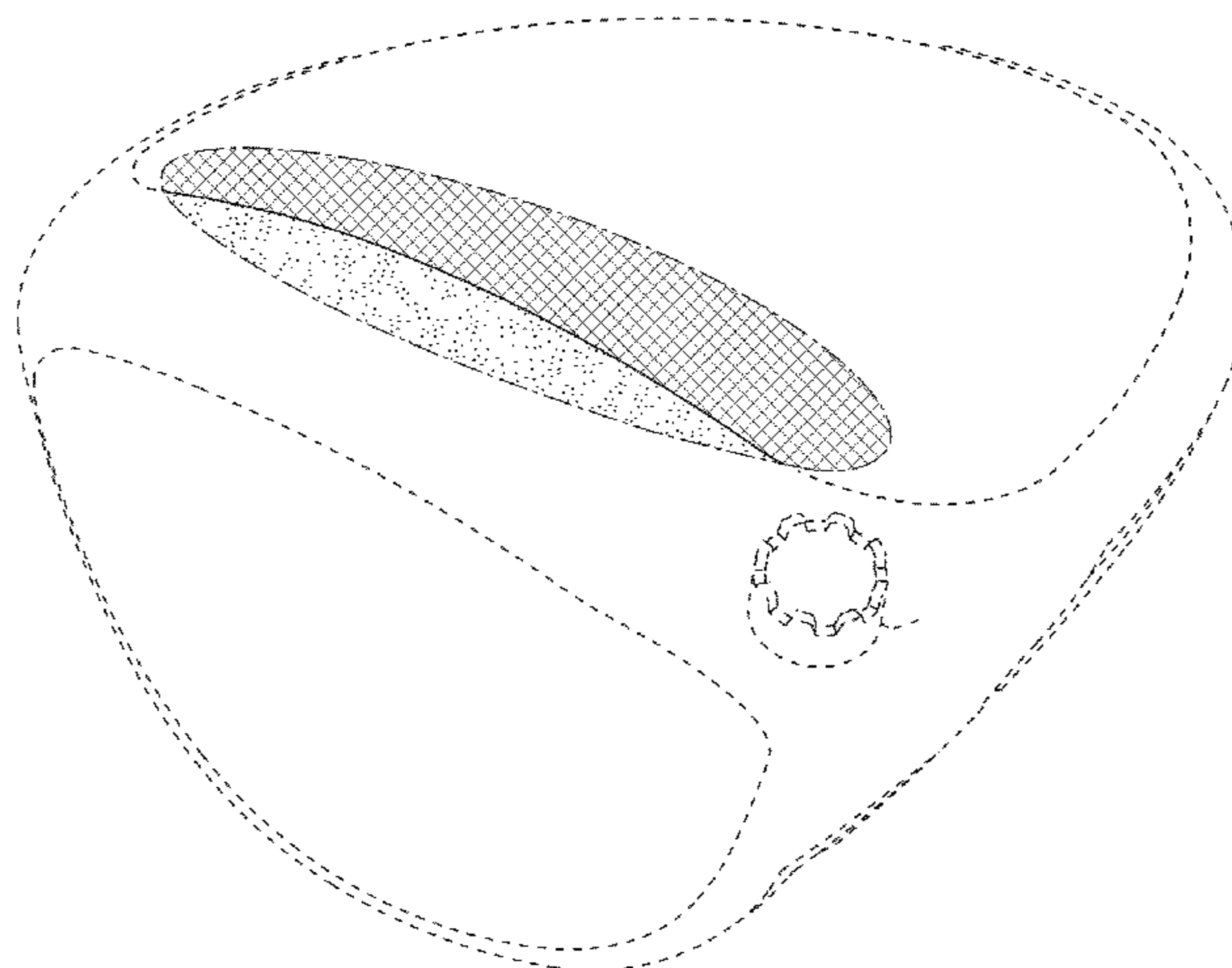
FIG. 5 illustrates a right side view of the golf club head of FIG. 1;

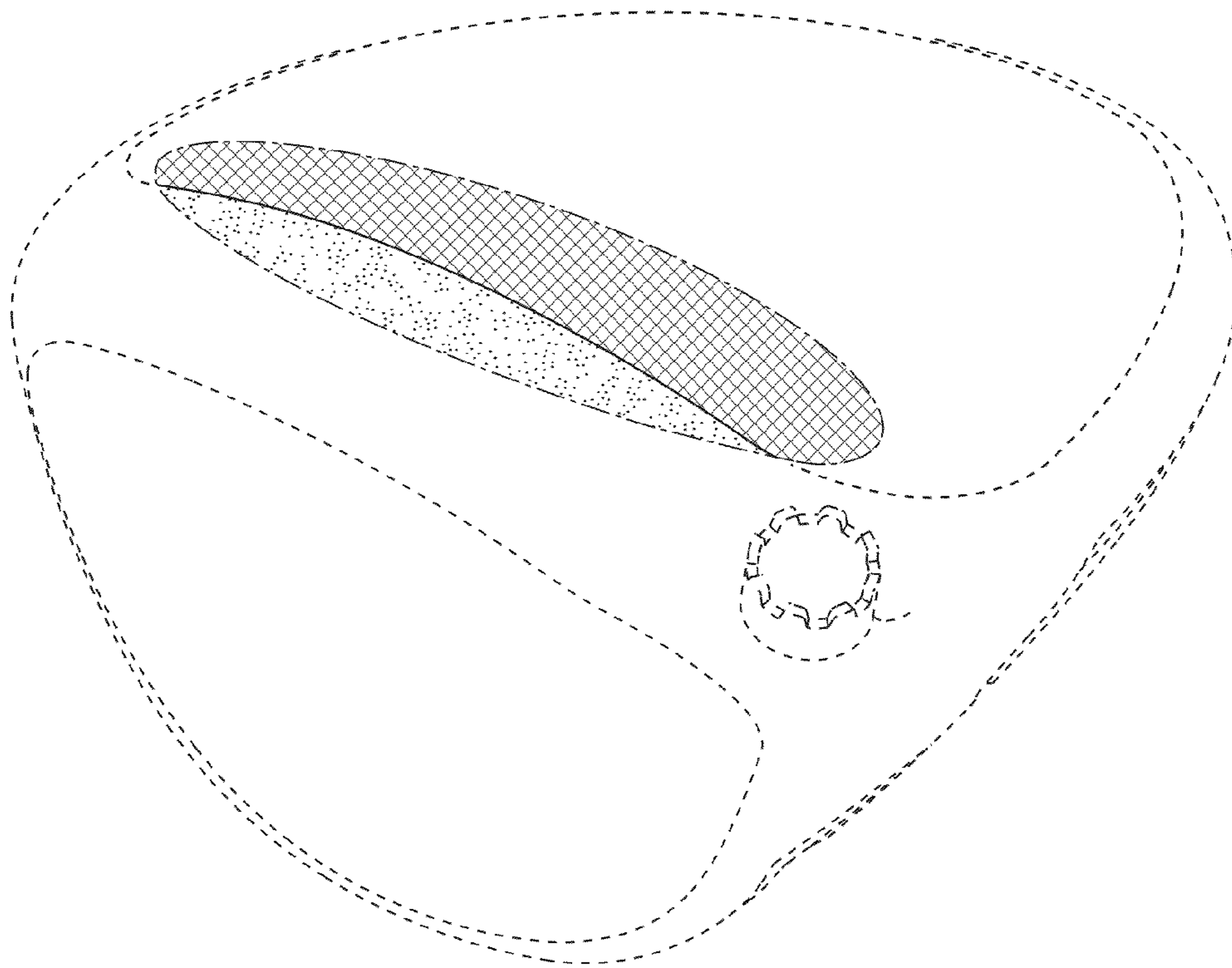
FIG. 6 illustrates a top side view of the golf club head of FIG. 1; and,

FIG. 7 illustrates a bottom side view of the golf club head of FIG. 1.

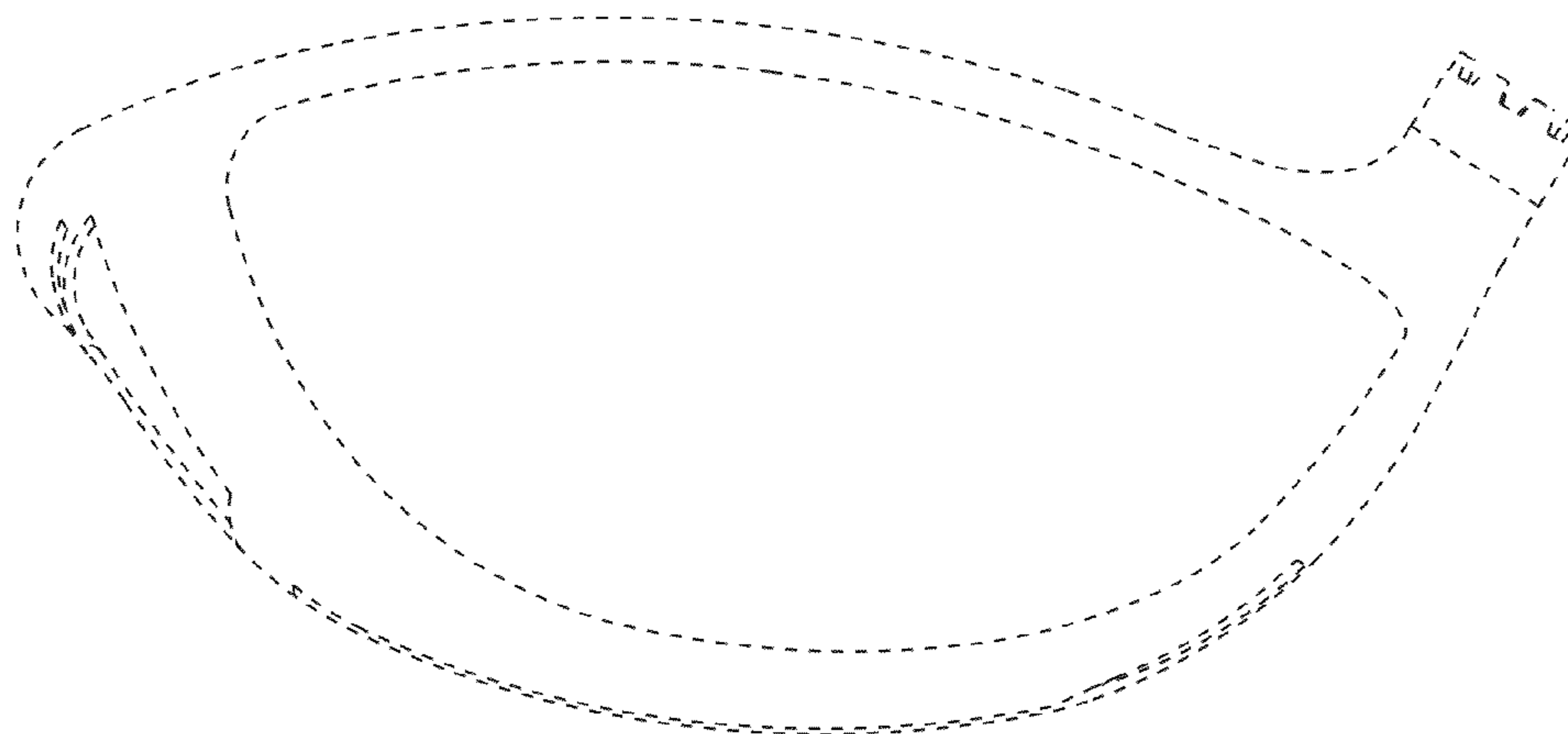
All features illustrated in phantom line are expressly disclaimed and form no part of the claimed design. The drawings are lined for contrasting colors.

**1 Claim, 5 Drawing Sheets**

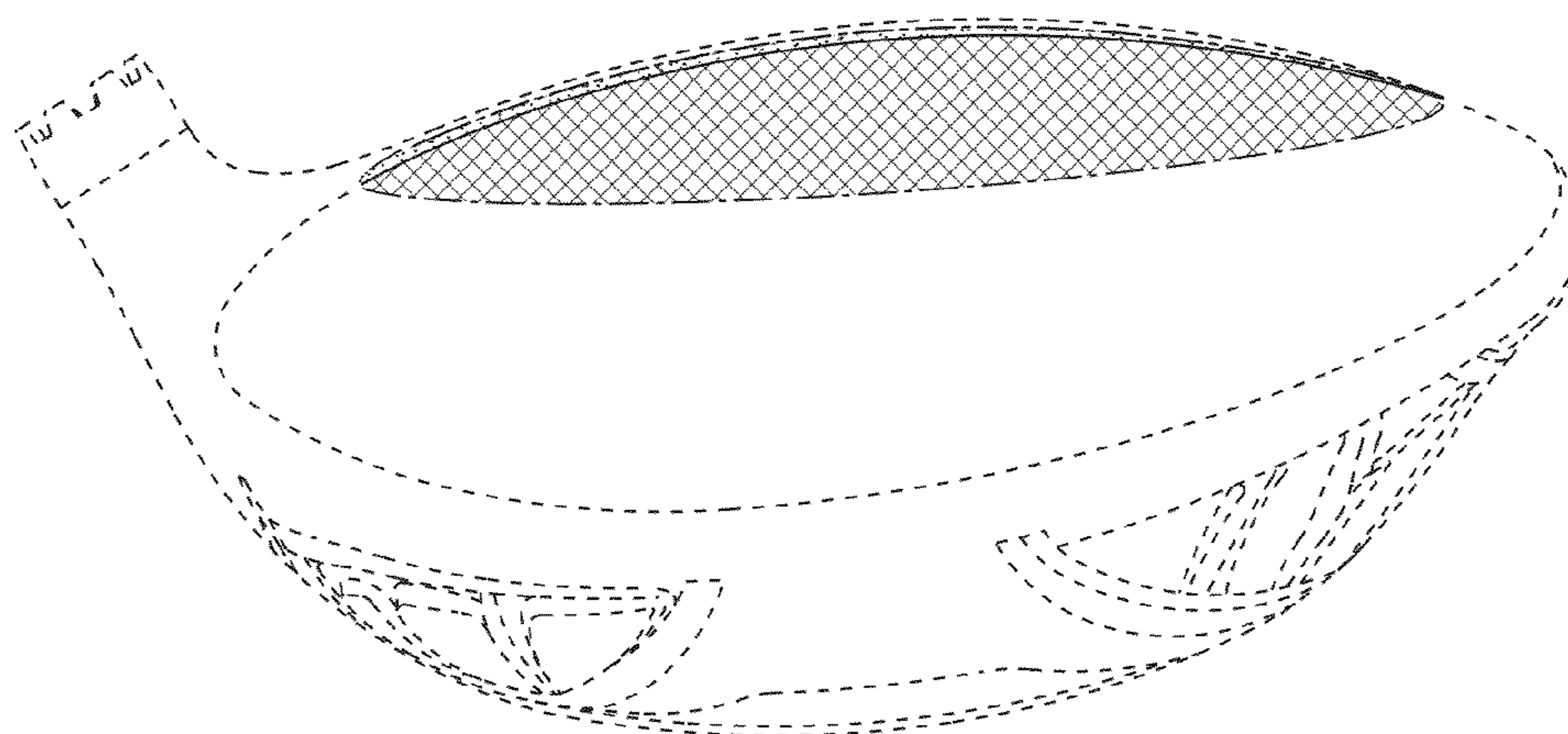




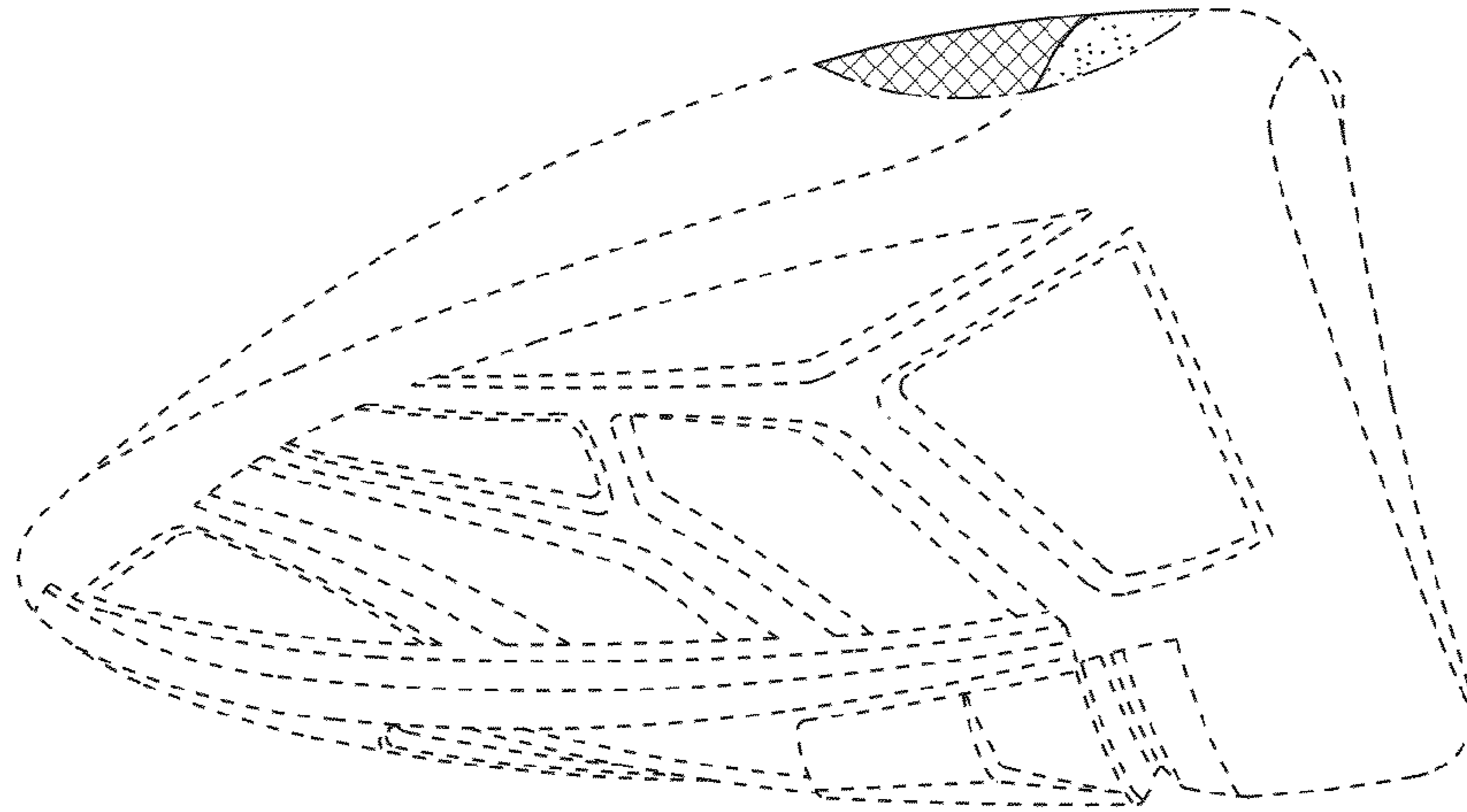
*FIG. 1*



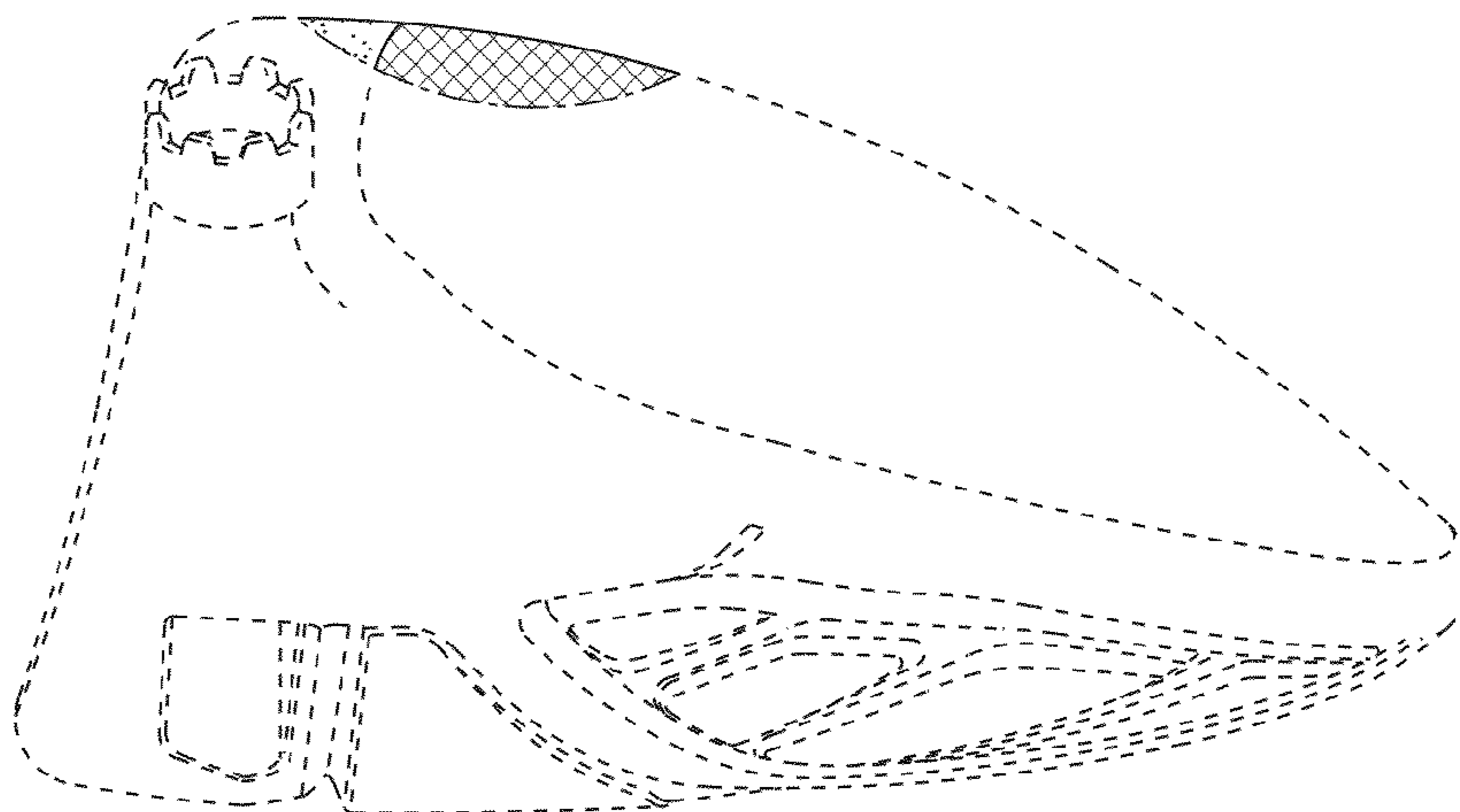
*FIG. 2*



*FIG. 3*

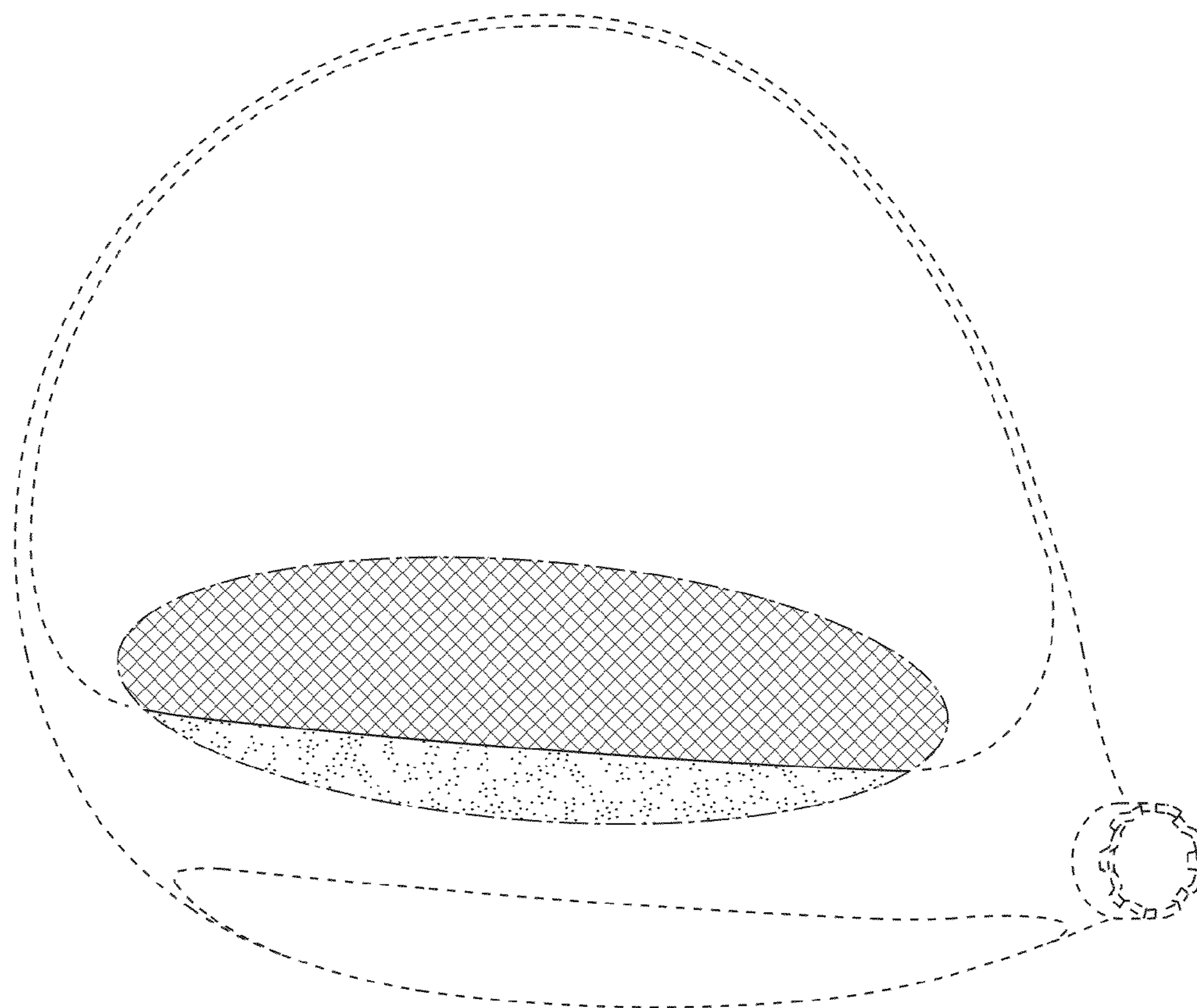


*FIG. 4*



*FIG. 5*





*FIG. 6*

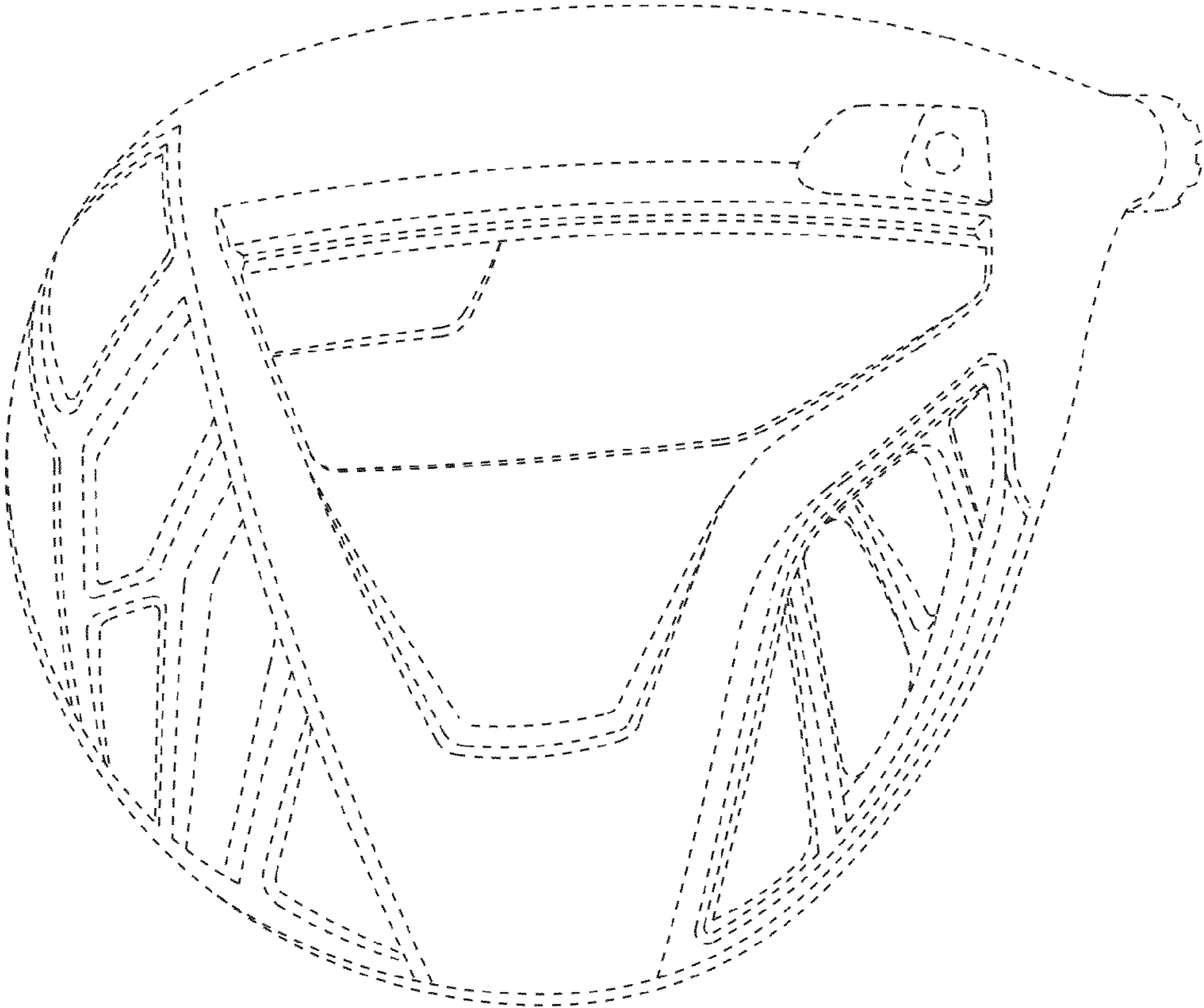


FIG. 7