



US00D709554S

(12) **United States Design Patent**
Kang

(10) **Patent No.:** **US D709,554 S**

(45) **Date of Patent:** **** *Jul. 22, 2014**

(54) **DISPLAY BOARD**

(71) Applicant: **ACCO Brands Corporation**,
Lincolnshire, IL (US)

(72) Inventor: **Seesong Kang**, Northbrook, IL (US)

(73) Assignee: **ACCO Brands Corporation**, Lake
Zurich, IL (US)

(*) Notice: This patent is subject to a terminal dis-
claimer.

(**) Term: **14 Years**

(21) Appl. No.: **29/447,821**

(22) Filed: **Mar. 7, 2013**

(51) **LOC (10) Cl.** **19-06**

(52) **U.S. Cl.**
USPC **D19/113**

(58) **Field of Classification Search**
USPC D6/300, 306, 310; D14/128, 336, 371,
D14/374; D19/52; D20/10, 27, 39, 40;
40/581, 584, 611.01, 611.06; 312/230;
434/408, 410, 415

See application file for complete search history.

(56) **References Cited**

U.S. PATENT DOCUMENTS

3,107,442 A * 10/1963 Levine 434/417
4,731,960 A 3/1988 Sease

(Continued)

OTHER PUBLICATIONS

ACCO Brands, 2005 Fact Book (2005), pp. 177-189.

(Continued)

Primary Examiner — Elizabeth Albert

(74) *Attorney, Agent, or Firm* — Michael Best & Friedrich
LLP

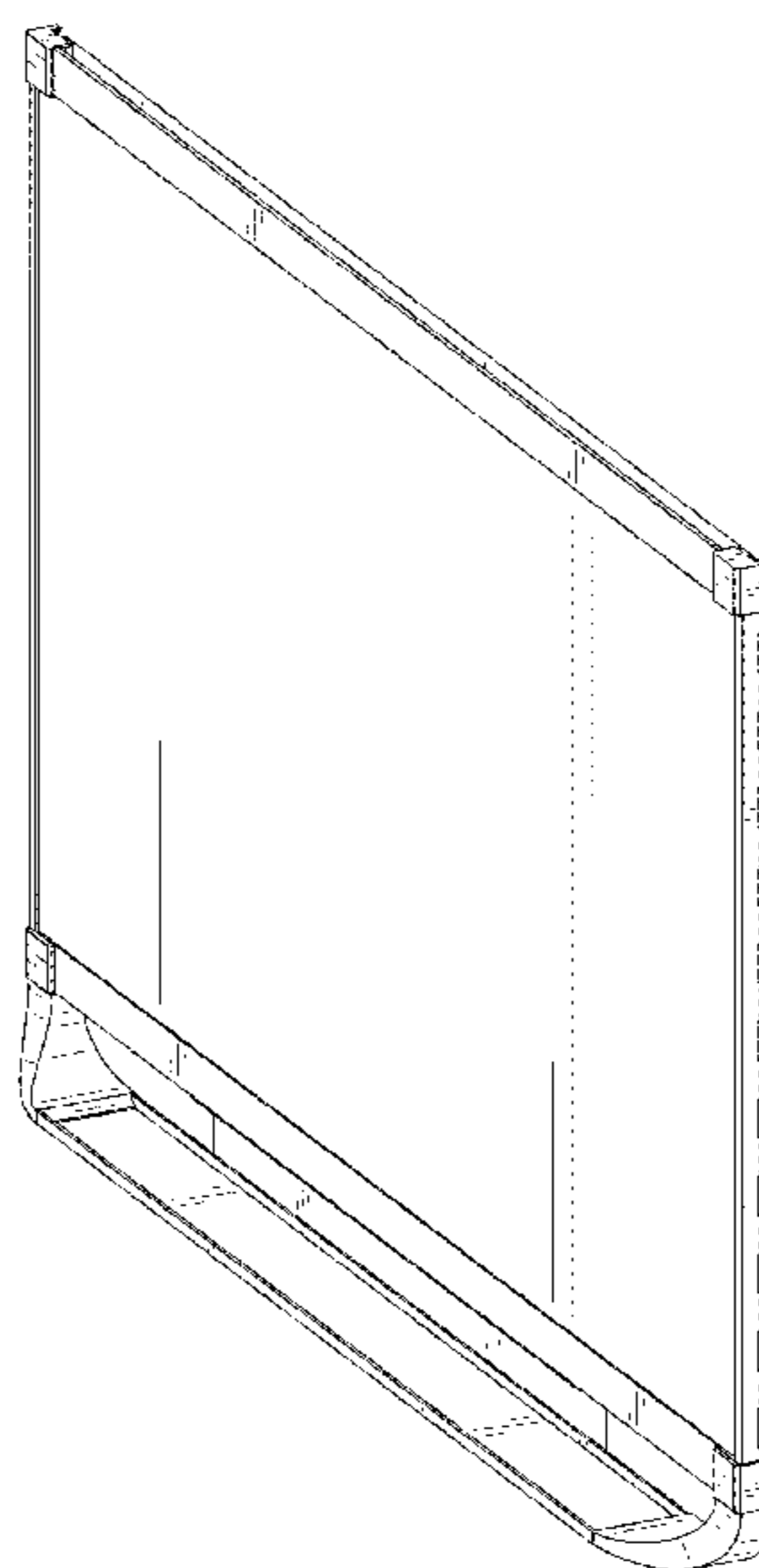
(57) **CLAIM**

I claim the ornamental design for a display board, as shown
and described.

DESCRIPTION

FIG. 1 is a front perspective view of a display board.
FIG. 2 is a front plan view of the display board of FIG. 1.
FIG. 3 is a top view of the display board of FIG. 1.
FIG. 4 is a bottom view of the display board of FIG. 1.
FIG. 5 is a first side view of the display board of FIG. 1.
FIG. 6 is a second side view of the display board of FIG. 1.
FIG. 7 is a front perspective view of another display board.
FIG. 8 is a front plan view of the display board of FIG. 7.
FIG. 9 is a top view of the display board of FIG. 7.
FIG. 10 is a bottom view of the display board of FIG. 7.
FIG. 11 is a first side view of the display board of FIG. 7.
FIG. 12 is a second side view of the display board of FIG. 7.
FIG. 13 is a front perspective view of yet another display
board.
FIG. 14 is a front plan view of the display board of FIG. 13.
FIG. 15 is a top view of the display board of FIG. 13.
FIG. 16 is a bottom view of the display board of FIG. 13.
FIG. 17 is a first side view of the display board of FIG. 13.
FIG. 18 is a second side view of the display board of FIG. 13.
FIG. 19 is a front perspective view of still another display
board.
FIG. 20 is a front plan view of the display board of FIG. 19.
FIG. 21 is a top view of the display board of FIG. 19.
FIG. 22 is a bottom view of the display board of FIG. 19.
FIG. 23 is a first side view of the display board of FIG. 19;
and,
FIG. 24 is a second side view of the display board of FIG. 19.

1 Claim, 16 Drawing Sheets



(56)

References Cited

U.S. PATENT DOCUMENTS

4,978,568 A 12/1990 Postma
 5,176,522 A 1/1993 Robertson, Jr.
 5,301,477 A * 4/1994 Rellinger et al. 52/36.1
 5,727,952 A * 3/1998 Schenck et al. 434/408
 D413,146 S * 8/1999 Moore D19/52
 D480,428 S 10/2003 Robertson, Jr.
 D523,249 S 6/2006 Hoernig
 D562,040 S 2/2008 Borwne et al.
 D568,644 S 5/2008 Borwne et al.
 D590,607 S * 4/2009 Beno et al. D6/332
 D593,156 S 5/2009 Vasconcelos
 7,632,103 B2 12/2009 Williams et al.
 D613,704 S * 4/2010 Yamaguchi et al. D14/128
 D617,834 S 6/2010 Vasconcelos
 7,733,529 B2 6/2010 Nishiie
 D626,599 S 11/2010 Ogawa et al.
 D627,824 S 11/2010 Nakayama et al.
 7,889,376 B2 2/2011 Nishiie
 D635,189 S 3/2011 Bolt et al.

D669,534 S 10/2012 Nakashima
 D672,817 S 12/2012 Butmir et al.
 D683,403 S * 5/2013 Vasconcelos D19/52
 D690,362 S * 9/2013 Kang D19/113
 2008/0151314 A1 6/2008 Nishiie
 2008/0263917 A1 10/2008 Kwon
 2011/0242006 A1 * 10/2011 Thompson et al. 345/173
 2012/0206344 A1 8/2012 Hill et al.
 2012/0250936 A1 10/2012 Holmgren
 2012/0254782 A1 * 10/2012 Van Ieperen et al. 715/765

OTHER PUBLICATIONS

ACCO Brands, 2008 Fact Book (2008), pp. 178-179 and 186-195.
 ACCO Brands, 2010 Fact Book (2010), pp. 142-158.
 ACCO Brands, 2012 Fact Book (2012), pp. 137-142 and 149-153.
 Quartet, Essential Tools for High Performance Brochure (2005), pp. 7 and 11-14.
 Office Action from the United States Patent and Trademark Office for Design U.S. Appl. No. 29,447,819, dated Feb. 20, 2014 (8 pages).

* cited by examiner

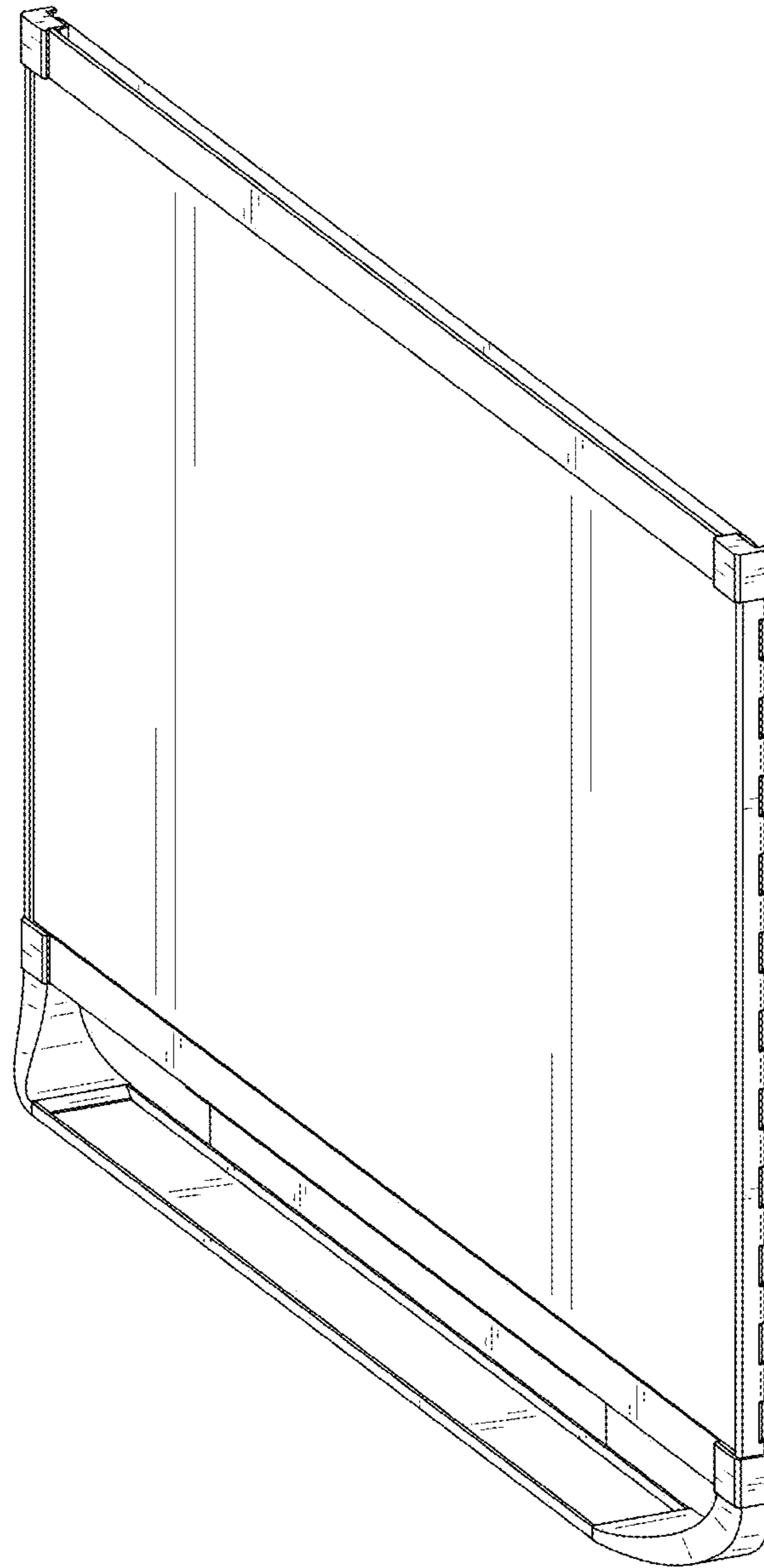


FIG. 1




FIG. 2




FIG. 3




FIG. 4

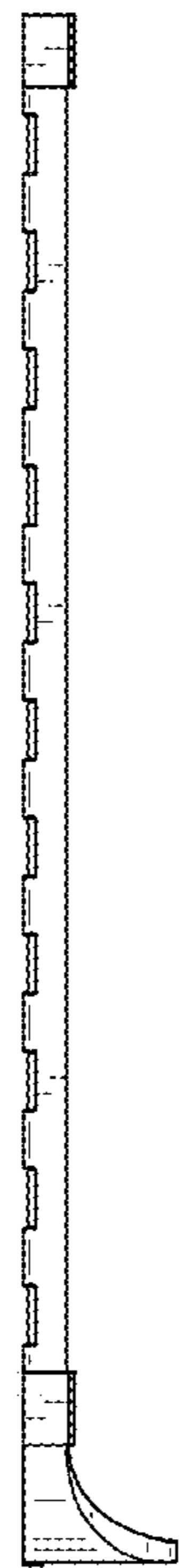


FIG. 5

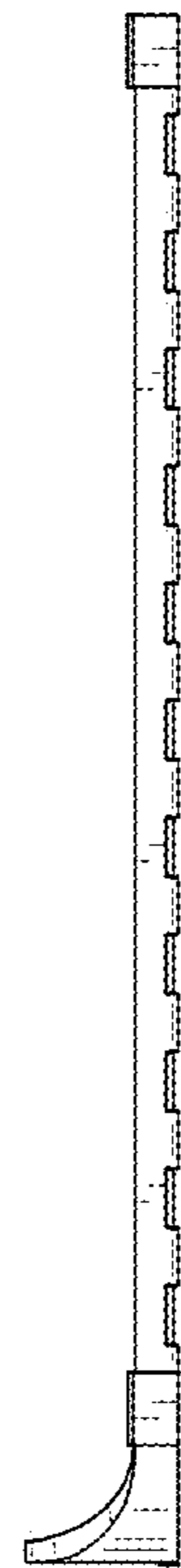


FIG. 6

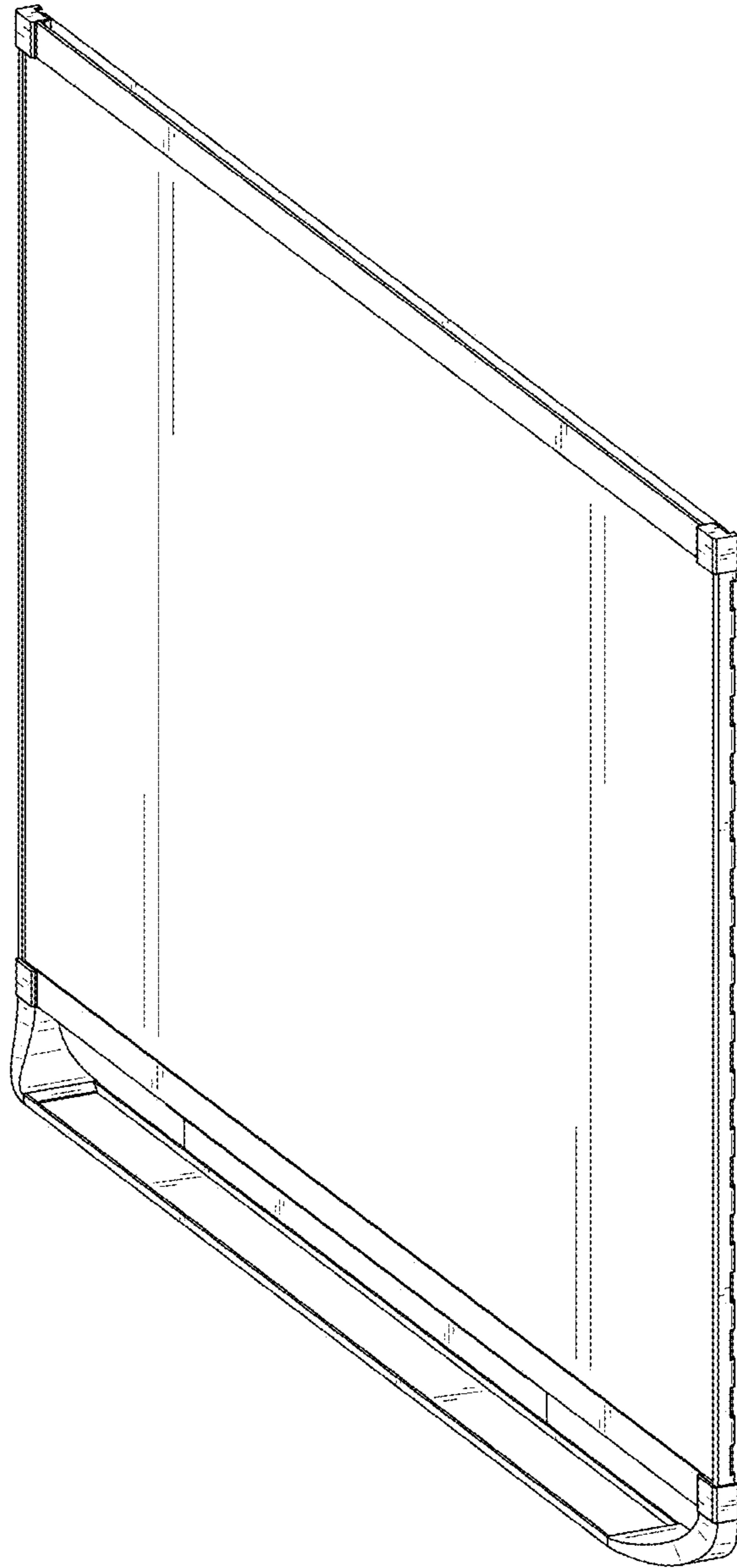


FIG. 7




FIG. 8

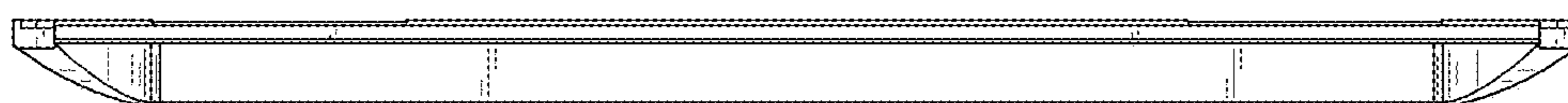


FIG. 9




FIG. 10

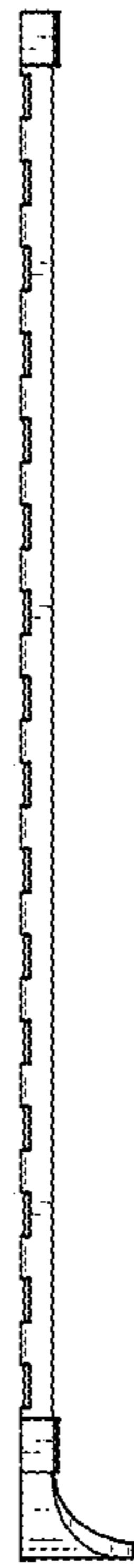


FIG. 11



FIG. 12

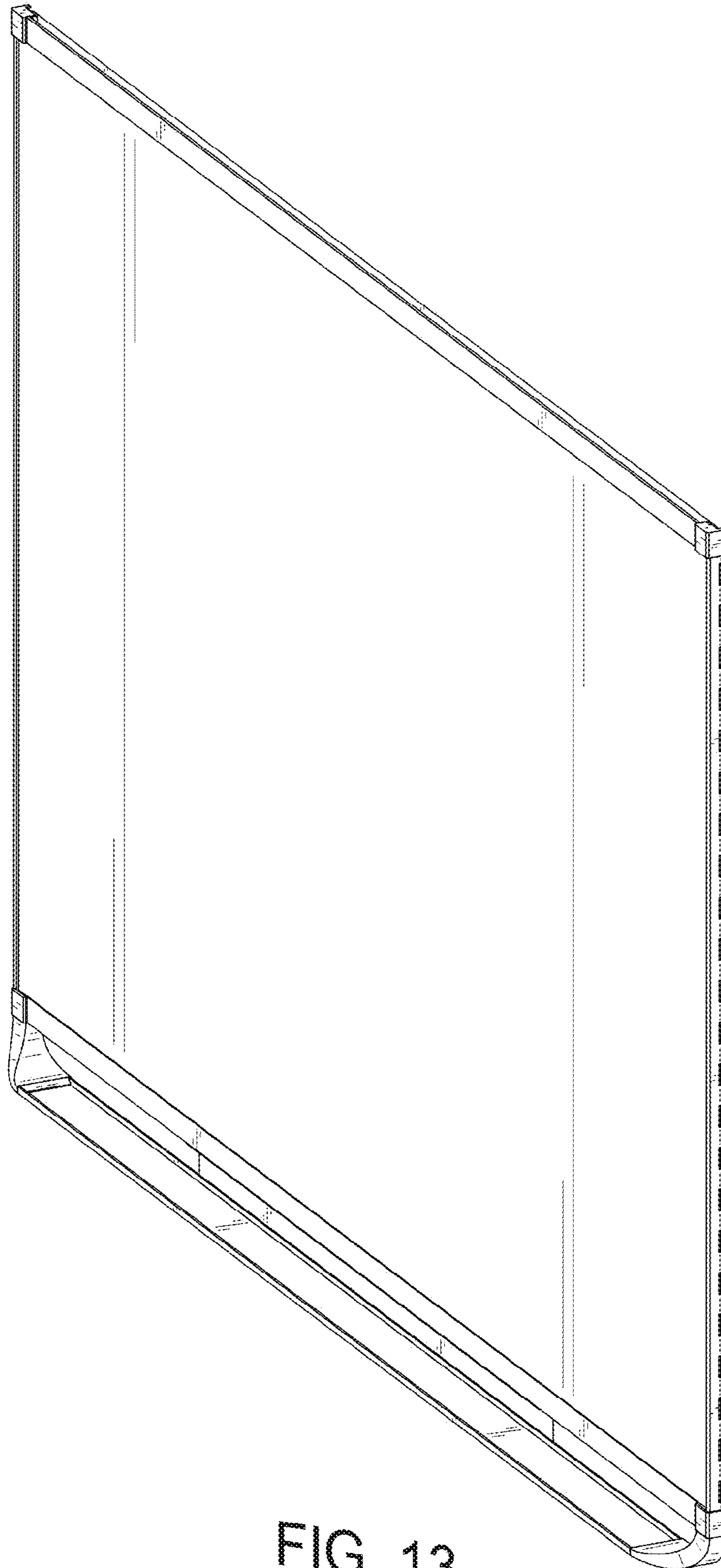


FIG. 13




FIG. 14




FIG. 15

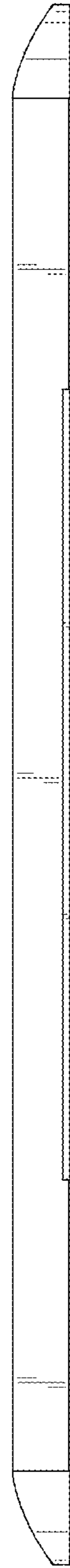


FIG. 16

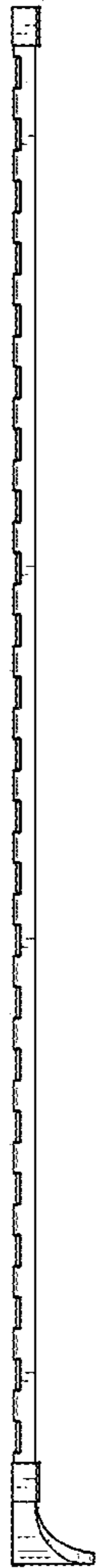


FIG. 17



FIG. 18

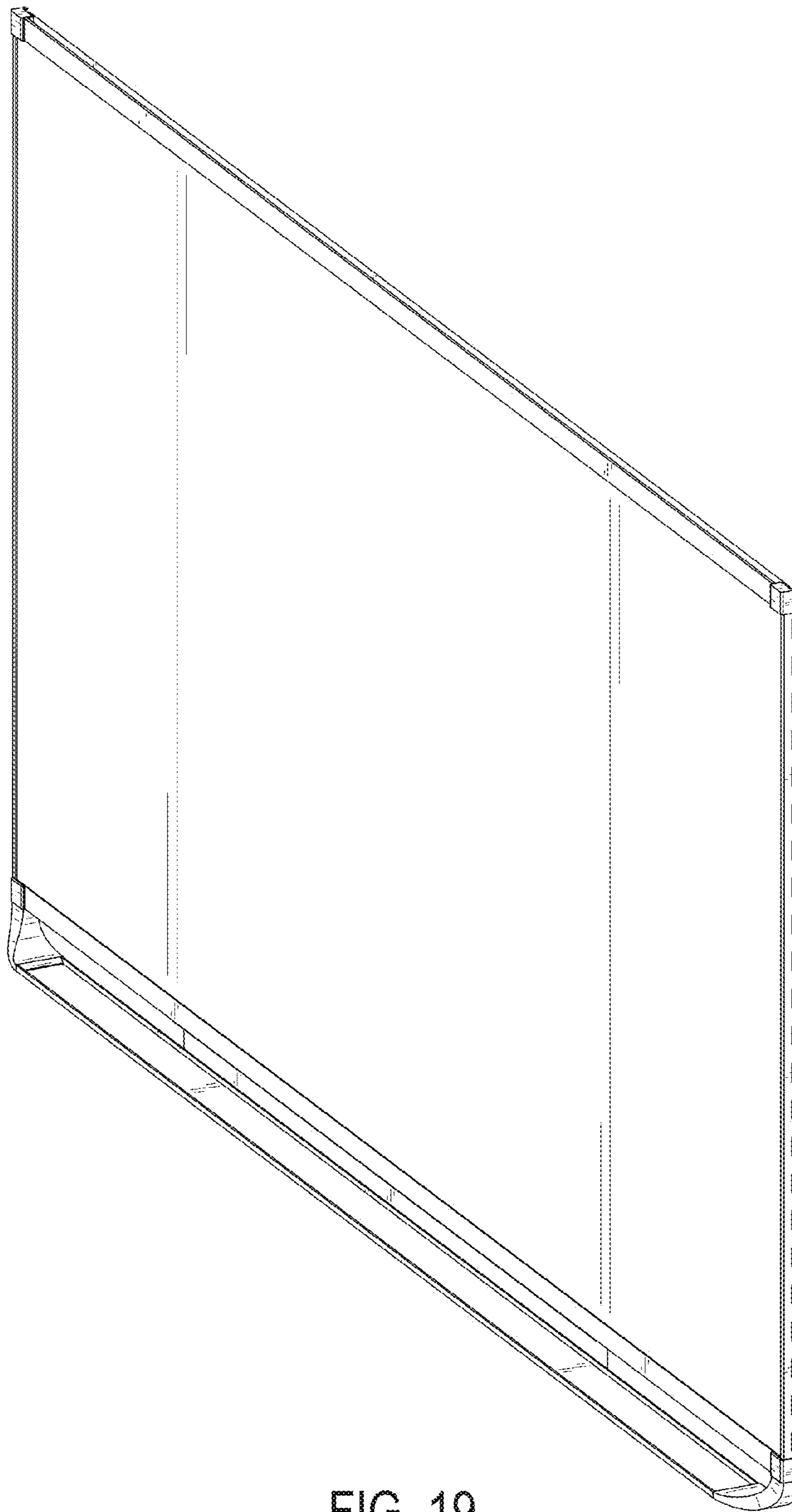


FIG. 19




FIG. 20

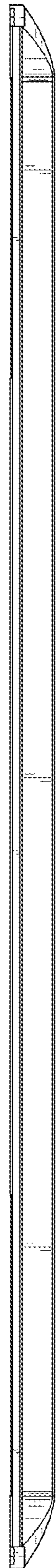


FIG. 21



FIG. 22

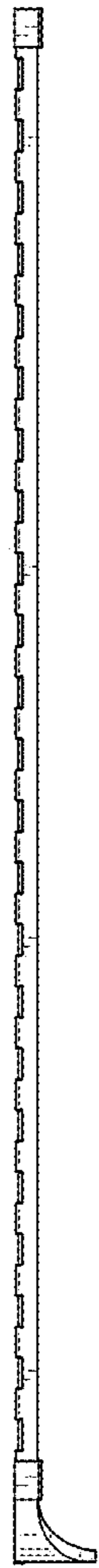


FIG. 23

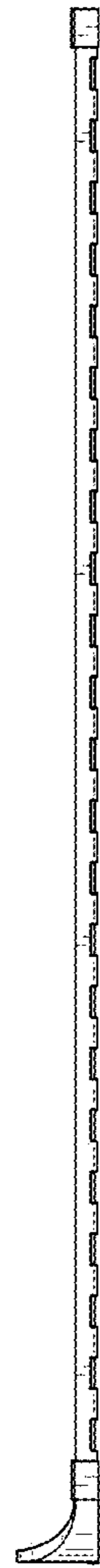


FIG. 24