



US00D709519S

(12) **United States Design Patent**
Meegan et al.

(10) **Patent No.:** **US D709,519 S**
(45) **Date of Patent:** **** Jul. 22, 2014**

(54) **DISPLAY SCREEN WITH AN ANIMATED GRAPHICAL USER INTERFACE**

(71) Applicants: **Robert Meegan**, Urbandale, IA (US);
Bruce Newendorp, Cedar Falls, IA (US); **Joshua Hoffman**, Davenport, IA (US); **Kurtis Vander Wiel**, Cedar Falls, IA (US); **Sean McKay**, Iowa City, IA (US)

(72) Inventors: **Robert Meegan**, Urbandale, IA (US);
Bruce Newendorp, Cedar Falls, IA (US); **Joshua Hoffman**, Davenport, IA (US); **Kurtis Vander Wiel**, Cedar Falls, IA (US); **Sean McKay**, Iowa City, IA (US)

(73) Assignee: **Deere & Company**, Moline, IL (US)

(**) Term: **14 Years**

(21) Appl. No.: **29/451,291**

(22) Filed: **Mar. 29, 2013**

(51) **LOC (10) Cl.** **14-04**

(52) **U.S. Cl.**
USPC **D14/486**

(58) **Field of Classification Search**
USPC D14/485-495; 715/835, 810, 771, 736,
715/764, 762, 782

See application file for complete search history.

(56) **References Cited**

U.S. PATENT DOCUMENTS

5,841,435	A *	11/1998	Dauerer et al.	715/775
D436,580	S *	1/2001	Navano et al.	D14/486
D468,322	S *	1/2003	Walker et al.	D14/486
D486,499	S	2/2004	Hayashi et al.	
D503,178	S *	3/2005	Choi	D14/486
6,867,711	B1 *	3/2005	Langner et al.	340/979
D504,440	S *	4/2005	Luquet	D14/486
D506,472	S	6/2005	Tyner, Jr. et al.	
D509,509	S *	9/2005	Totten et al.	D14/486
D550,681	S *	9/2007	Totten et al.	D14/486

D555,661	S	11/2007	Kim	
D588,149	S *	3/2009	Brownell et al.	D14/486
D592,675	S *	5/2009	Bhat et al.	D14/486
D595,304	S *	6/2009	Rasmussen et al.	D14/486
D596,645	S *	7/2009	Channell et al.	D14/486
7,600,189	B2 *	10/2009	Fujisawa	715/765
D607,800	S	1/2010	Canal et al.	
D607,801	S	1/2010	Canal et al.	
D614,634	S *	4/2010	Nilsen	D14/486
D616,893	S *	6/2010	Ehrler et al.	D14/486
D625,312	S	10/2010	Jewitt et al.	
D625,316	S	10/2010	Jewitt et al.	
D629,005	S	12/2010	Jewitt et al.	
D636,398	S *	4/2011	Matas	D14/486
7,930,347	B2 *	4/2011	Maxwell et al.	709/205
8,069,420	B2 *	11/2011	Plummer	715/835
D650,392	S *	12/2011	Glezer et al.	D14/486

(Continued)

OTHER PUBLICATIONS

Deere & Company, "GS3 2630 Display," User Guide, Copyright 2012, 95 pages.

(Continued)

Primary Examiner — Kevin Rudzinski

(74) *Attorney, Agent, or Firm* — Harness, Dickey & Pierce, P.L.C.

(57) **CLAIM**

The ornamental design for a display screen with an animated graphical user interface, as shown and described.

DESCRIPTION

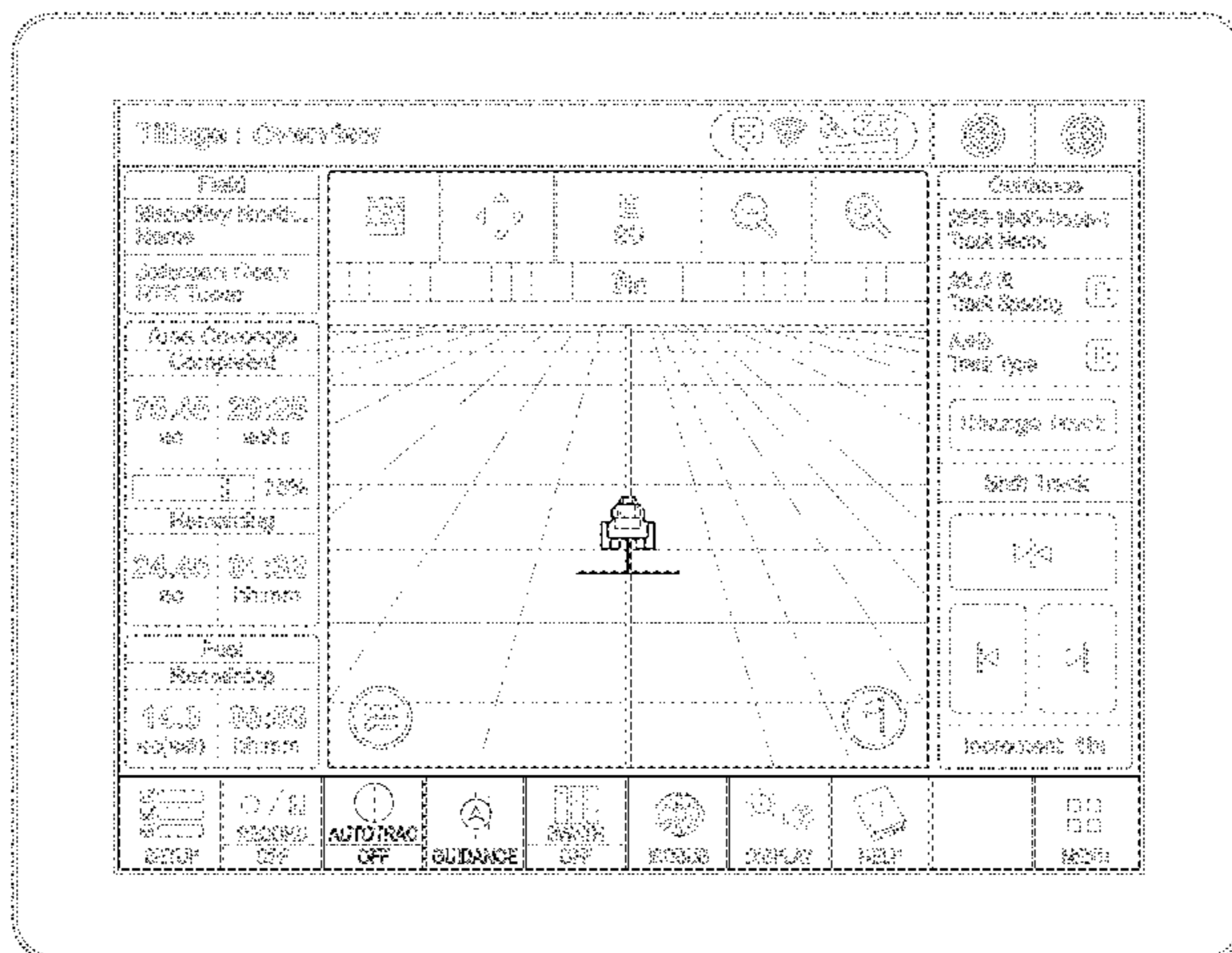
FIG. 1 is a first image in a sequence of a display screen with an animated graphical user interface showing our new design; and,

FIG. 2 is a second image thereof; and,

FIG. 3 is a third image thereof.

The subject matter in this patent or application includes a process or period in which an image changes into another image. This process or period forms no part of the claimed design. The broken line showing of text elements, individual icons and the display form no part of the claimed design.

1 Claim, 3 Drawing Sheets



(56)

References Cited

U.S. PATENT DOCUMENTS

D655,719 S * 3/2012 Zaman et al. D14/486
D658,196 S * 4/2012 Wood et al. D14/486
D668,663 S 10/2012 Hazan et al.
D669,086 S * 10/2012 Boyer et al. D14/485
D673,165 S * 12/2012 Ospina Gonzalez D14/486
D674,403 S * 1/2013 Percy et al. D14/486
D684,178 S * 6/2013 Burkatovskiy D14/486
D685,386 S * 7/2013 Makhlouf D14/486
D689,085 S * 9/2013 Pasceri et al. D14/486
D692,451 S * 10/2013 Percy et al. D14/486
D692,454 S * 10/2013 Percy et al. D14/486
D693,845 S * 11/2013 Percy et al. D14/489
D694,256 S * 11/2013 Beger et al. D14/486

D696,688 S * 12/2013 Yuk et al. D14/486
D698,804 S * 2/2014 Davis D14/486
2007/0182590 A1* 8/2007 Younkin 340/973
2009/0076726 A1* 3/2009 Gemignani et al. 701/213
2011/0082627 A1* 4/2011 Small et al. 701/48

OTHER PUBLICATIONS

Deere & Company, "GreenStar2™ Guidance Quick Reference Guide," Dec. 1, 2005, 2 pages.
Deere & Company, "GS2 Display, Basic Applications—Operator's Manual," Copyright 2010, 280 pages.
Deere & Company, "GS2 1800 Display—Operator's Manual," Copyright 2011, 164 pages.

* cited by examiner

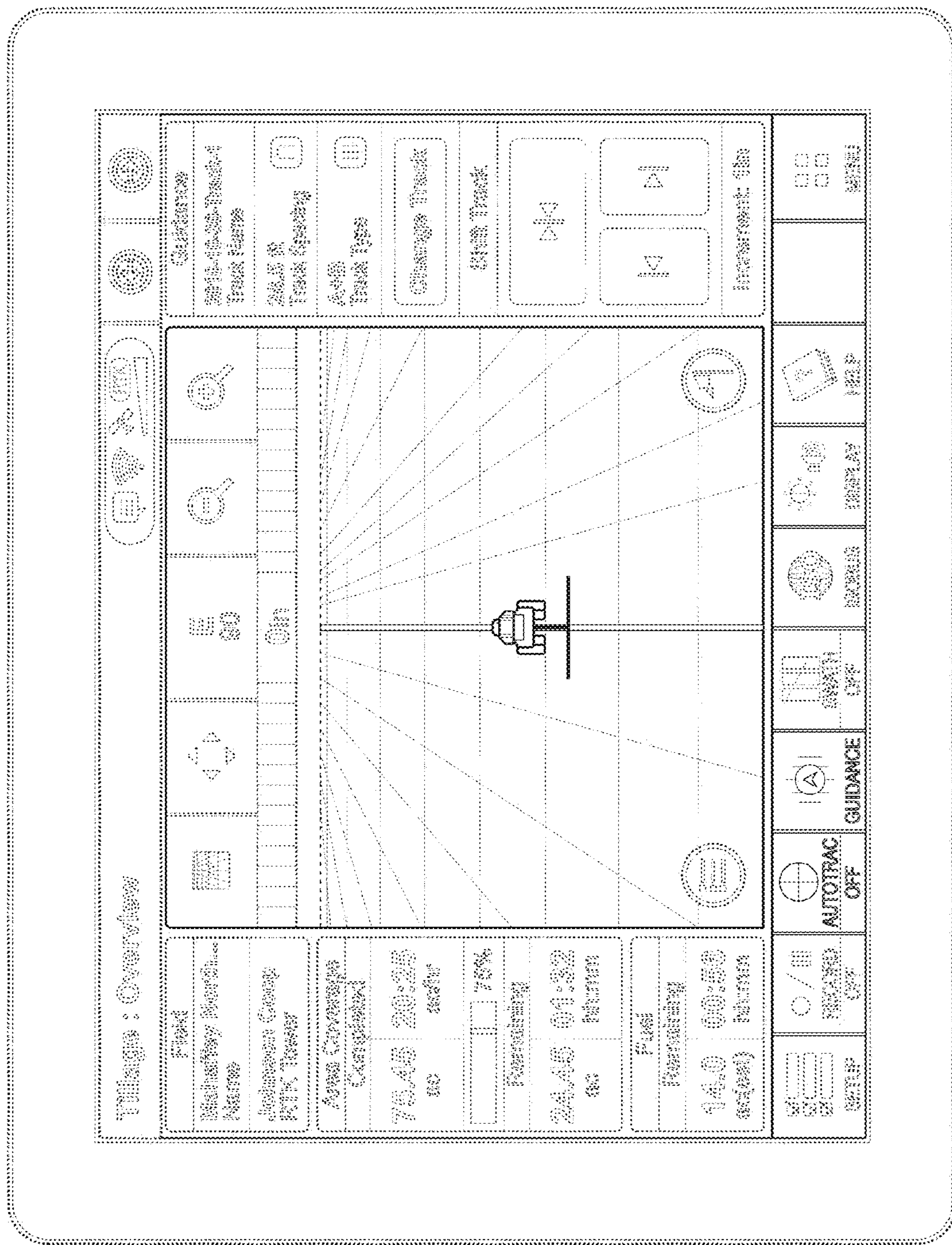


FIG. 1

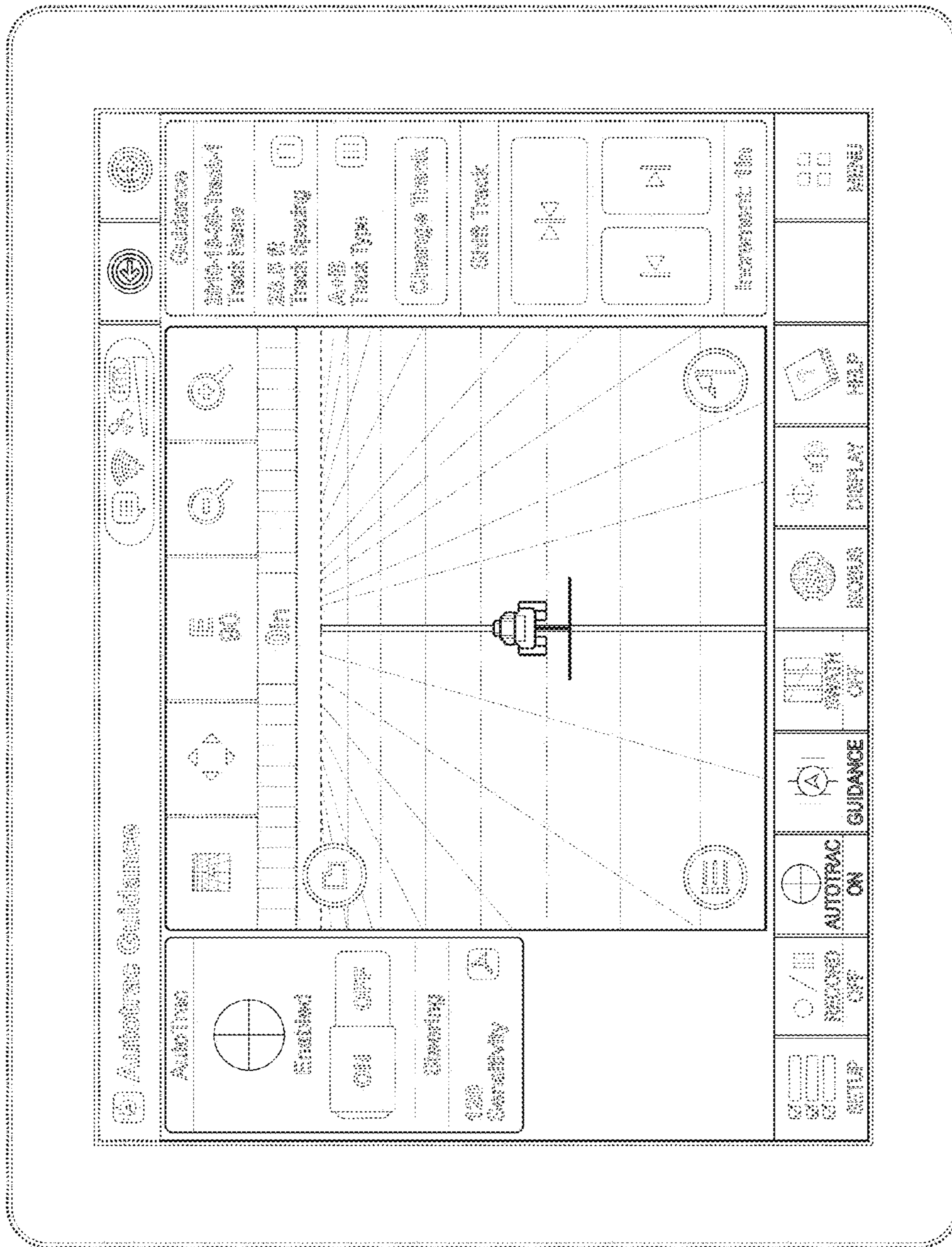


FIG. 2

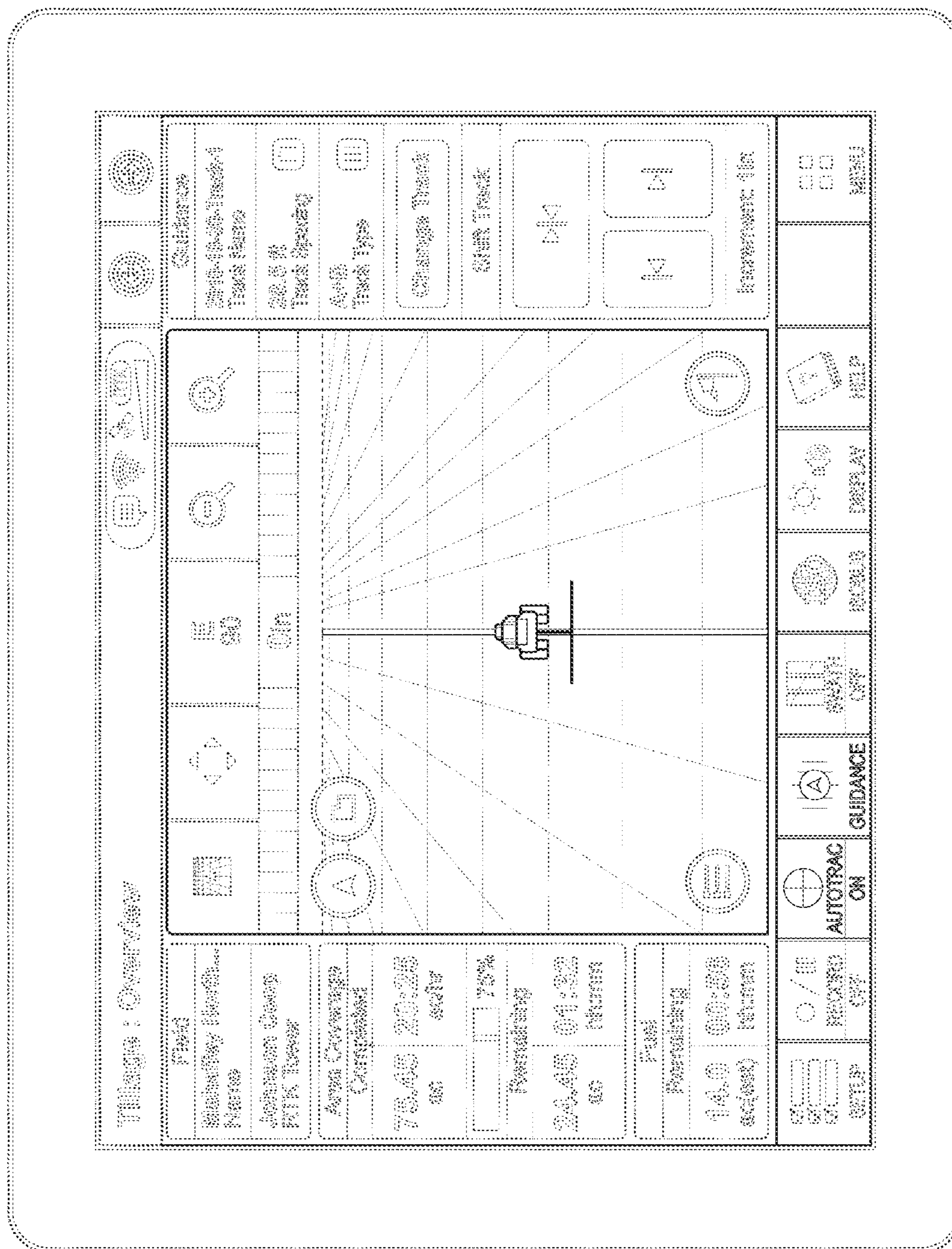


FIG. 3