



US00D709497S

(12) **United States Design Patent**
Akutsu et al.

(10) **Patent No.:** **US D709,497 S**
(45) **Date of Patent:** **** Jul. 22, 2014**

(54) **IMAGE DISPLAY MONITOR**

(56) **References Cited**

(71) Applicants: **Keiko Akutsu**, Mitaka (JP); **Shigeru Namaizawa**, Mitaka (JP); **Makoto Nakanishi**, Mitaka (JP); **Masaki Nakamura**, Hakusan (JP); **Shinichi Honda**, Hakusan (JP); **Ikuo Nakashima**, Hakusan (JP)

U.S. PATENT DOCUMENTS

D424,068	S	*	5/2000	Takemasa	D14/374
D458,602	S	*	6/2002	Hasegawa et al.	D14/374
D504,889	S	*	5/2005	Andre et al.	D14/341
7,529,082	B2	*	5/2009	Maruta	312/7.2
7,619,881	B1	*	11/2009	Granville et al.	361/679.21
D634,318	S	*	3/2011	Buckle et al.	D14/341
D638,419	S	*	5/2011	Ishiharada	D14/341
D649,966	S	*	12/2011	Chiu	D14/341
D656,497	S	*	3/2012	Chiu	D14/341
D662,094	S	*	6/2012	Mack et al.	D14/388
D669,075	S	*	10/2012	Seo	D14/371
2010/0171889	A1	*	7/2010	Pantel et al.	349/1

(72) Inventors: **Keiko Akutsu**, Mitaka (JP); **Shigeru Namaizawa**, Mitaka (JP); **Makoto Nakanishi**, Mitaka (JP); **Masaki Nakamura**, Hakusan (JP); **Shinichi Honda**, Hakusan (JP); **Ikuo Nakashima**, Hakusan (JP)

* cited by examiner

(73) Assignees: **Japan Radio Co., Ltd.**, Mitaka-shi, Tokyo (JP); **Eizo Corporation**, Hakusan-shi, Ishikawa (JP)

Primary Examiner — Freda S Nunn

(74) *Attorney, Agent, or Firm* — Manabu Kanesaka

(**) Term: **14 Years**

(21) Appl. No.: **29/442,842**

(22) Filed: **May 28, 2013**

(57) **CLAIM**

The ornamental design for an image display monitor, as shown and described.

(30) **Foreign Application Priority Data**

DESCRIPTION

Mar. 28, 2013 (JP) 2013-006868

(51) **LOC (10) Cl.** **14-02**

(52) **U.S. Cl.**
USPC **D14/371**

(58) **Field of Classification Search**
USPC D14/371–375, 125–129, 336, 337;
341/12; 345/104, 156, 168, 173;
348/180, 184, 325, 739; 349/1, 2, 11,
349/62; 361/679.05–679.07, 679.21;
D6/300, 308

FIG. 1 is a front view of an image display monitor showing our new design;
FIG. 2 is a rear view thereof;
FIG. 3 is a right side view thereof, a left side view being symmetrical to the right side view;
FIG. 4 is a top view thereof; and
FIG. 5 is a bottom view thereof.
The broken lines depict portions of the image display monitor that form no part of claimed design.

See application file for complete search history.

1 Claim, 2 Drawing Sheets

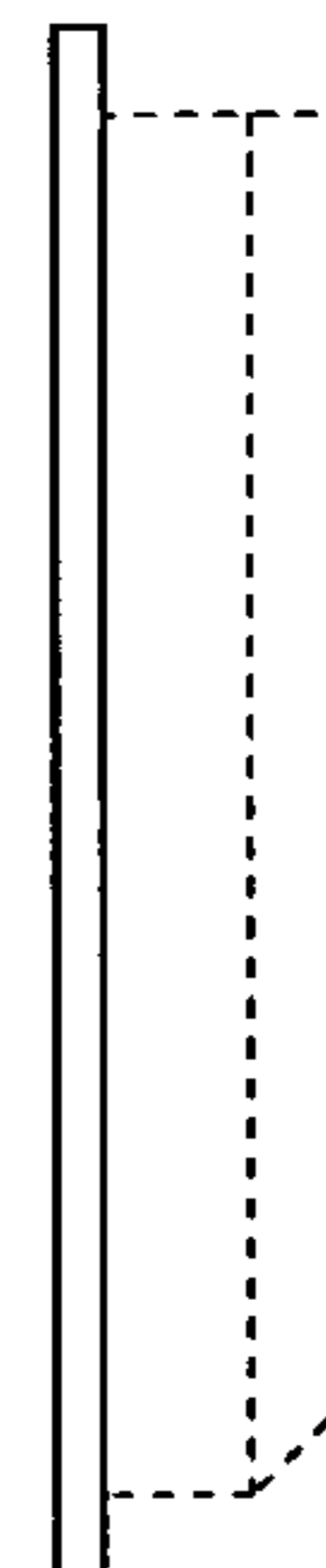



Fig. 1




Fig. 2

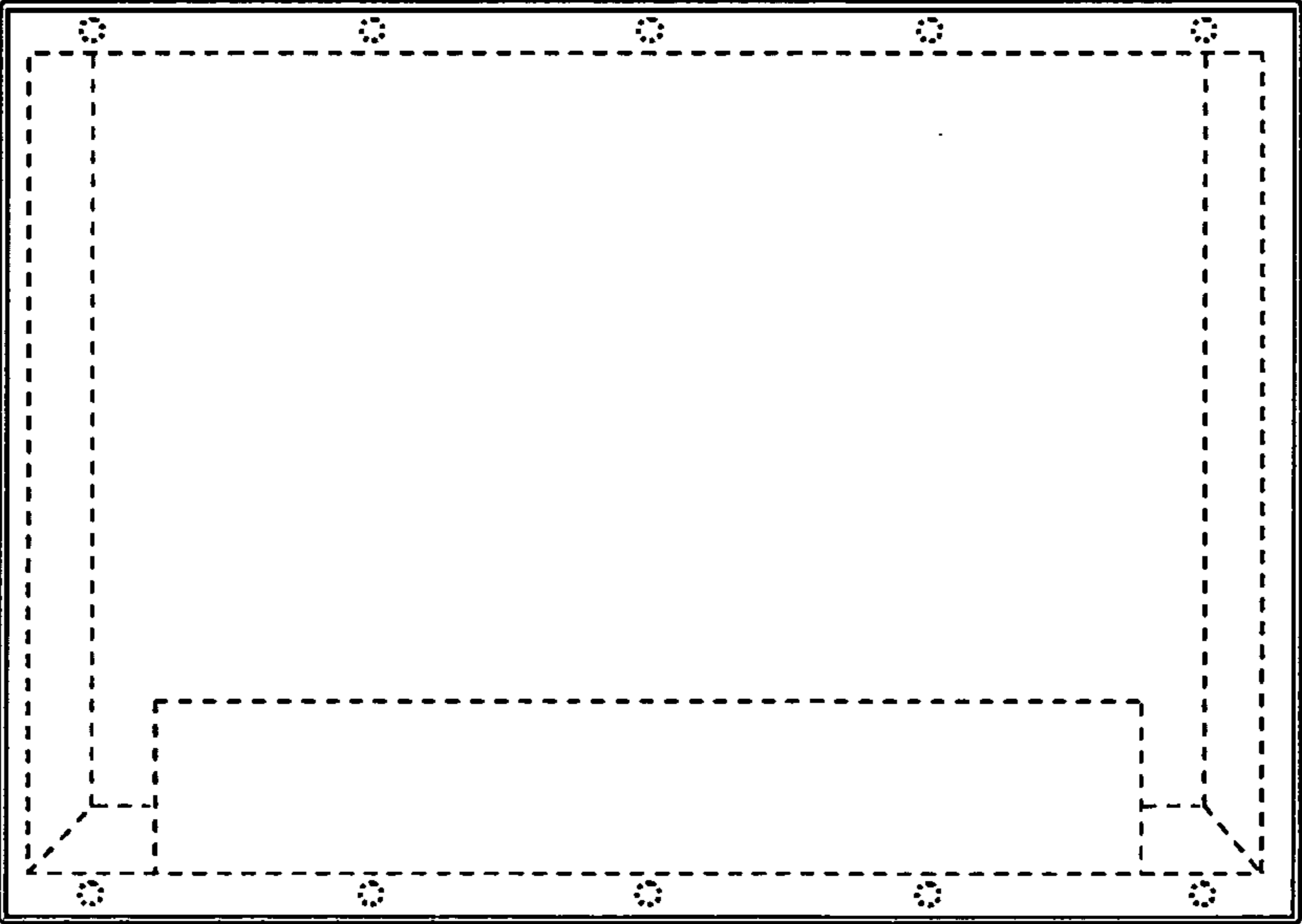


Fig. 3




Fig. 4




Fig. 5

