



US00D709494S

(12) **United States Design Patent**
Ahn et al.

(10) **Patent No.:** **US D709,494 S**
(45) **Date of Patent:** **** Jul. 22, 2014**

(54) **TABLET COMPUTER**

(71) Applicant: **Samsung Electronics, Ltd.**, Suwon-Si (KR)

(72) Inventors: **Dae Kyung Ahn**, Namyangjusi (KR); **Chul-Yong Cho**, Seoul (KR); **Sangmin Hyun**, Seoul (KR); **Eun Vit Chung**, Seoul (KR)

(73) Assignee: **Samsung Electronics Co., Ltd.**, Suwon-si (KR)

(**) Term: **14 Years**

(21) Appl. No.: **29/472,099**

(22) Filed: **Nov. 8, 2013**

(30) **Foreign Application Priority Data**

May 10, 2013 (KR) 30-2013-0024844

(51) **LOC (10) Cl.** **14-02**

(52) **U.S. Cl.**
USPC **D14/345**

(58) **Field of Classification Search**
USPC D14/341-347, 336, 337, 371, 374, 138, D14/496; D10/65; 345/173, 901, 104, 133, 345/156, 168; 348/180, 184, 325, 739, 373, 348/376; 385/88; 710/62; 455/575.3, 575.1
See application file for complete search history.

(56) **References Cited**

U.S. PATENT DOCUMENTS

D391,987 S *	3/1998	Jambhekar et al.	D14/345
D445,787 S *	7/2001	Francis	D14/345
D493,463 S *	7/2004	Takahashi	D14/373
D517,545 S *	3/2006	Buckel et al.	D14/345
D584,726 S *	1/2009	Morita	D14/341
D585,444 S *	1/2009	Verschoor	D14/345
D610,612 S *	2/2010	Rhee	D19/26

D618,683 S *	6/2010	Wilson et al.	D14/371
D624,517 S *	9/2010	Lee et al.	D14/138 AB
D626,124 S *	10/2010	Chyan et al.	D14/341
D631,455 S *	1/2011	Kim et al.	D14/138 AB
D635,567 S *	4/2011	Rashid et al.	D14/341
D639,806 S *	6/2011	Lee et al.	D14/345
D641,353 S *	7/2011	Rashid et al.	D14/341
D658,173 S *	4/2012	Kim	D14/345
D678,300 S *	3/2013	Groene et al.	D14/455
D684,978 S *	6/2013	Phillips et al.	D14/440
D685,781 S *	7/2013	Adams	D14/315
D696,253 S *	12/2013	Akana et al.	D14/345
D696,254 S *	12/2013	Groene et al.	D14/345

* cited by examiner

Primary Examiner — Barbara Fox

(74) *Attorney, Agent, or Firm* — NSIP Law

(57) **CLAIM**

The ornamental design for a tablet computer, as shown and described.

DESCRIPTION

FIG. 1 is a front perspective view of a tablet computer showing our new design;
 FIG. 2 is a front view thereof;
 FIG. 3 is a rear view thereof;
 FIG. 4 is a left-side view thereof;
 FIG. 5 is a right-side view thereof;
 FIG. 6 is a top view thereof;
 FIG. 7 is a bottom view thereof;
 FIG. 8 is a front perspective view, in which the tablet computer is provided in a connected position to illustrate an example environment; and,
 FIG. 9 is a left-side perspective view, in which the stand portion of the tablet computer is provided in an open position and the tablet computer is provided in a partially open position to illustrate an example environment.
 The broken lines shown in the drawings represent portions of the tablet computer which form no part of the claimed design.

1 Claim, 8 Drawing Sheets




FIG. 1

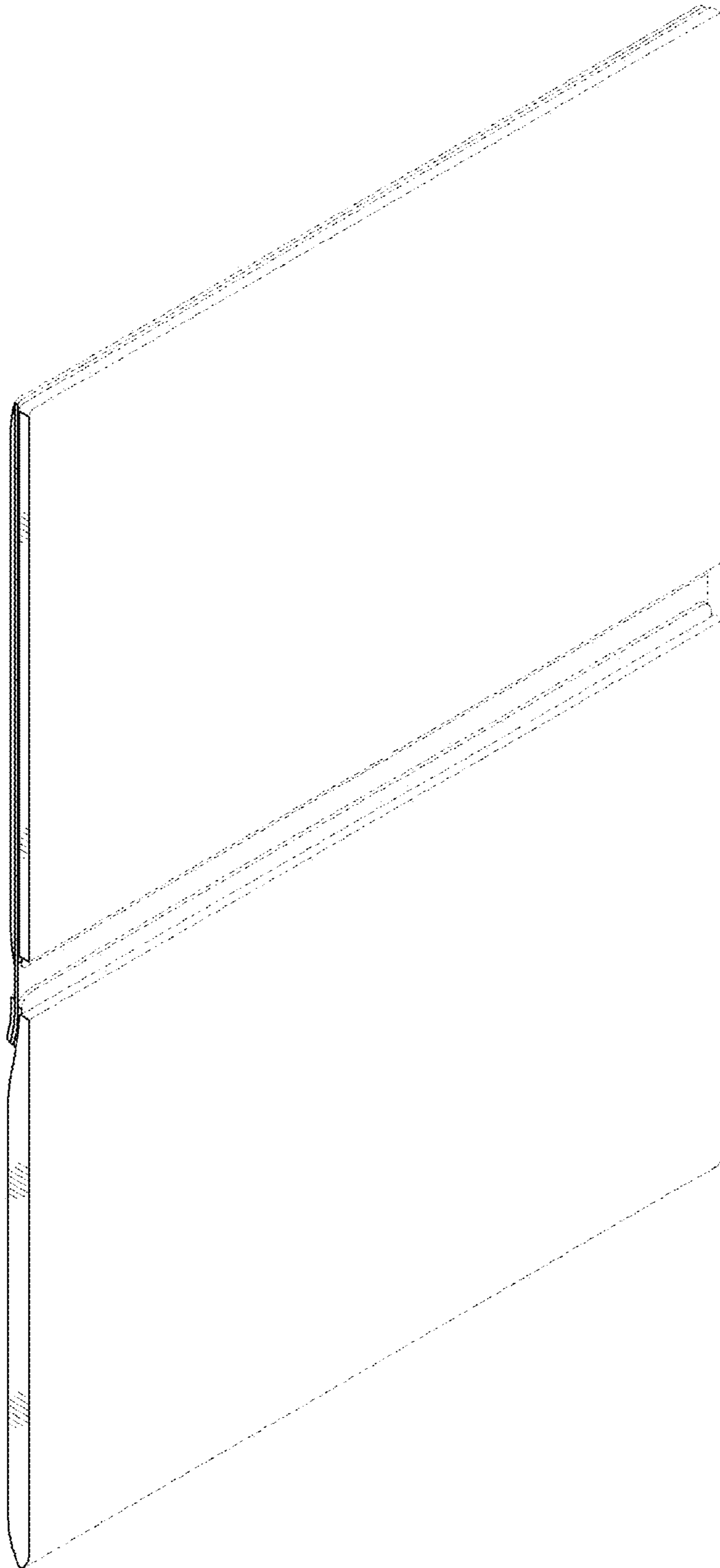


FIG. 2




FIG. 3




FIG. 4

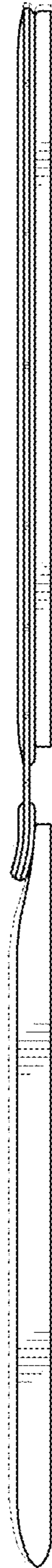


FIG. 5



FIG. 6




FIG. 7




FIG. 8

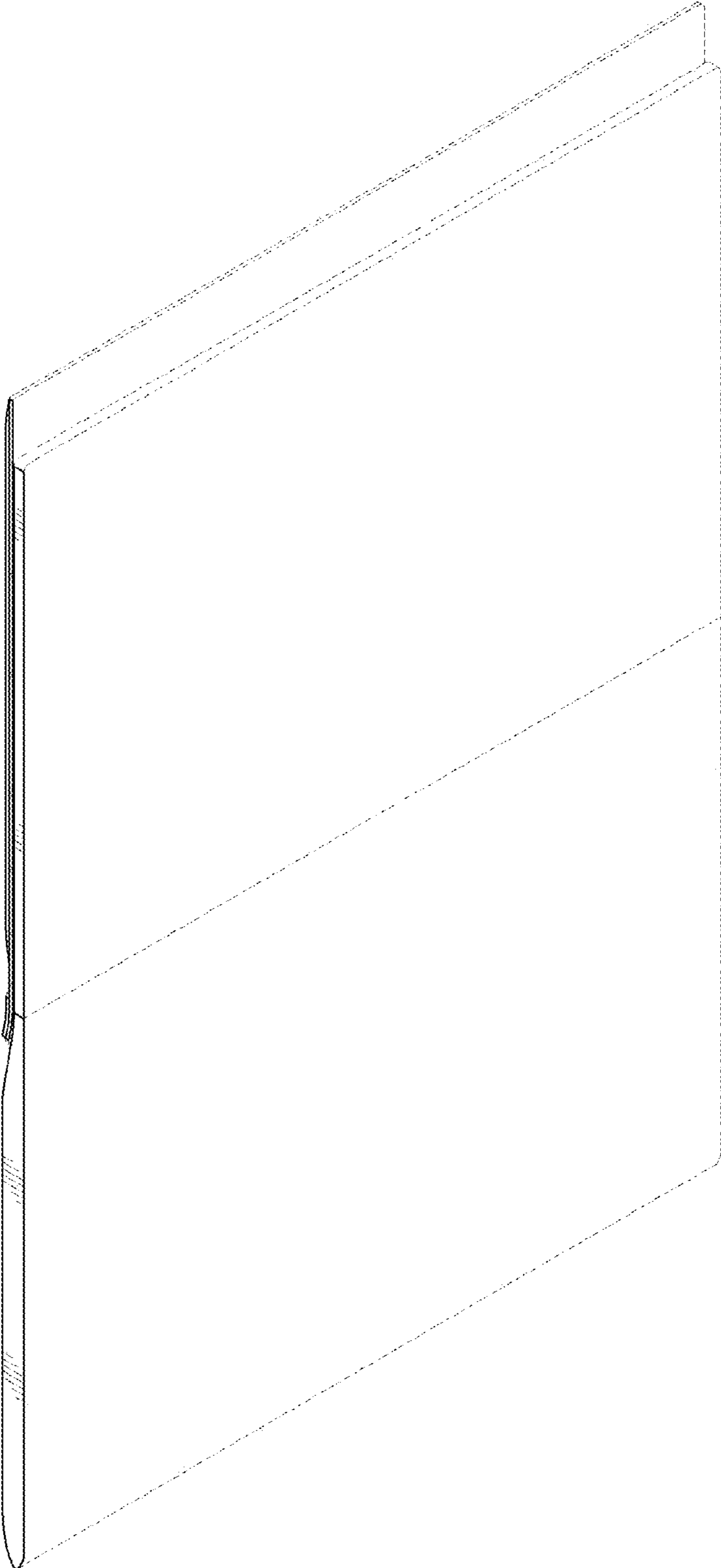


FIG. 9

