



US00D709489S

(12) **United States Design Patent**
Chen et al.

(10) **Patent No.:** **US D709,489 S**
(45) **Date of Patent:** **** Jul. 22, 2014**

(54) **EMBEDDED COMPUTER**

(71) Applicant: **Hon Hai Precision Industry Co., Ltd.**,
New Taipei (TW)

(72) Inventors: **Yun-Lung Chen**, New Taipei (TW); **Cui Xiao**, Wuhan (CN)

(73) Assignee: **Hon Hai Precision Industry Co., Ltd.**,
New Taipei (TW)

(**) Term: **14 Years**

(21) Appl. No.: **29/441,509**

(22) Filed: **Jan. 7, 2013**

(30) **Foreign Application Priority Data**

Dec. 19, 2012 (CN) 2012 3 0639983

(51) **LOC (10) Cl.** **14-02**

(52) **U.S. Cl.**
USPC **D14/314**

(58) **Field of Classification Search**
CPC H05K 5/00; H05K 7/20; G06F 1/20;
G06F 1/16; G06F 1/18; B01D 46/10
USPC D14/300, 301, 308, 314, 348, 349-356;
D13/162, 184, 199; 312/223.1-223.2;
360/99.01-99.12; 369/34.01, 36.01;
361/679.01, 679.6, 679.22

See application file for complete search history.

(56) **References Cited**

U.S. PATENT DOCUMENTS

4,652,969	A *	3/1987	Stengena	361/694
5,701,231	A *	12/1997	Do et al.	361/679.48
D428,006	S *	7/2000	Sagues et al.	D14/356
D428,886	S *	8/2000	Hu	D14/348
D549,701	S *	8/2007	Seo et al.	D14/348
7,663,881	B2 *	2/2010	Kuo	361/692
D647,087	S *	10/2011	Chen et al.	D14/348

* cited by examiner

Primary Examiner — Freda S Nunn

(74) *Attorney, Agent, or Firm* — Novak Druce Connolly Bove + Quigg LLP

(57) **CLAIM**

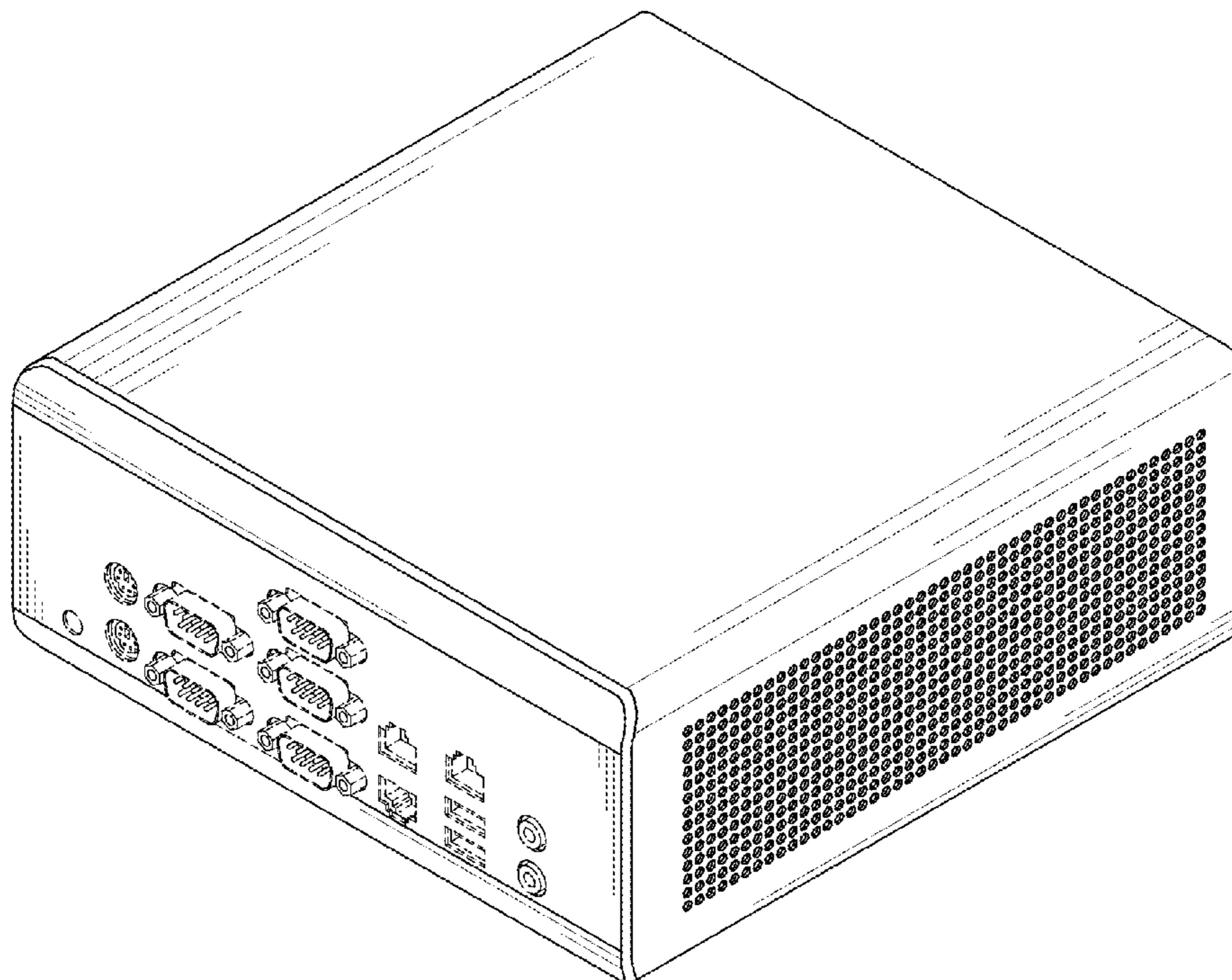
The ornamental design for an embedded computer, as shown and described.

DESCRIPTION

FIG. 1 is a perspective view of an embedded computer; FIG. 2 is a front elevational view thereof; FIG. 3 is a rear elevational view thereof; FIG. 4 is a left side elevational view thereof; FIG. 5 is a right side elevational view thereof; FIG. 6 is a top plan view thereof; and, FIG. 7 is a bottom plan view thereof.

The broken lines shown in the figures form no part of the claimed design and the shade lines in the figures show contour and not surface ornamentation.

1 Claim, 7 Drawing Sheets



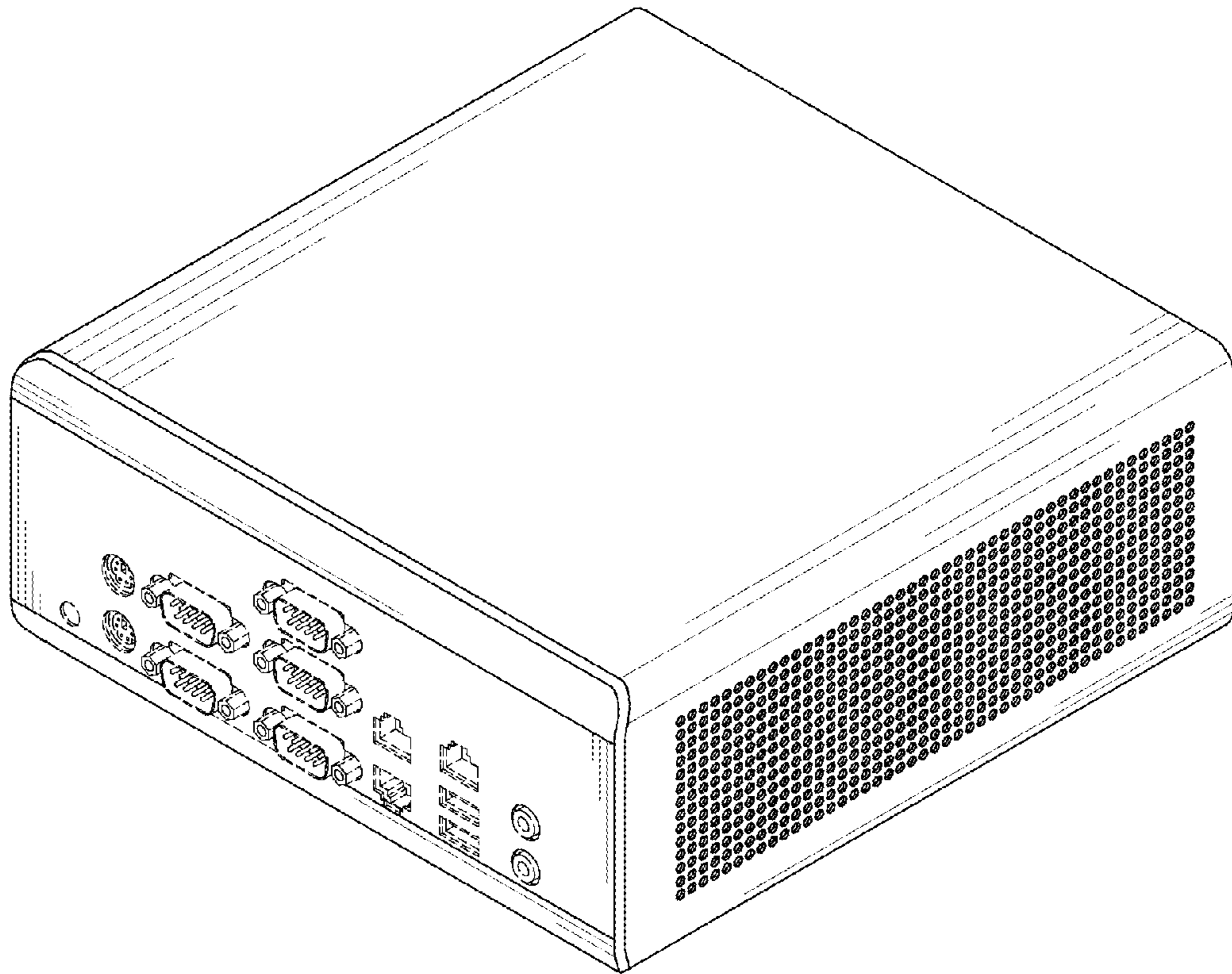


FIG. 1

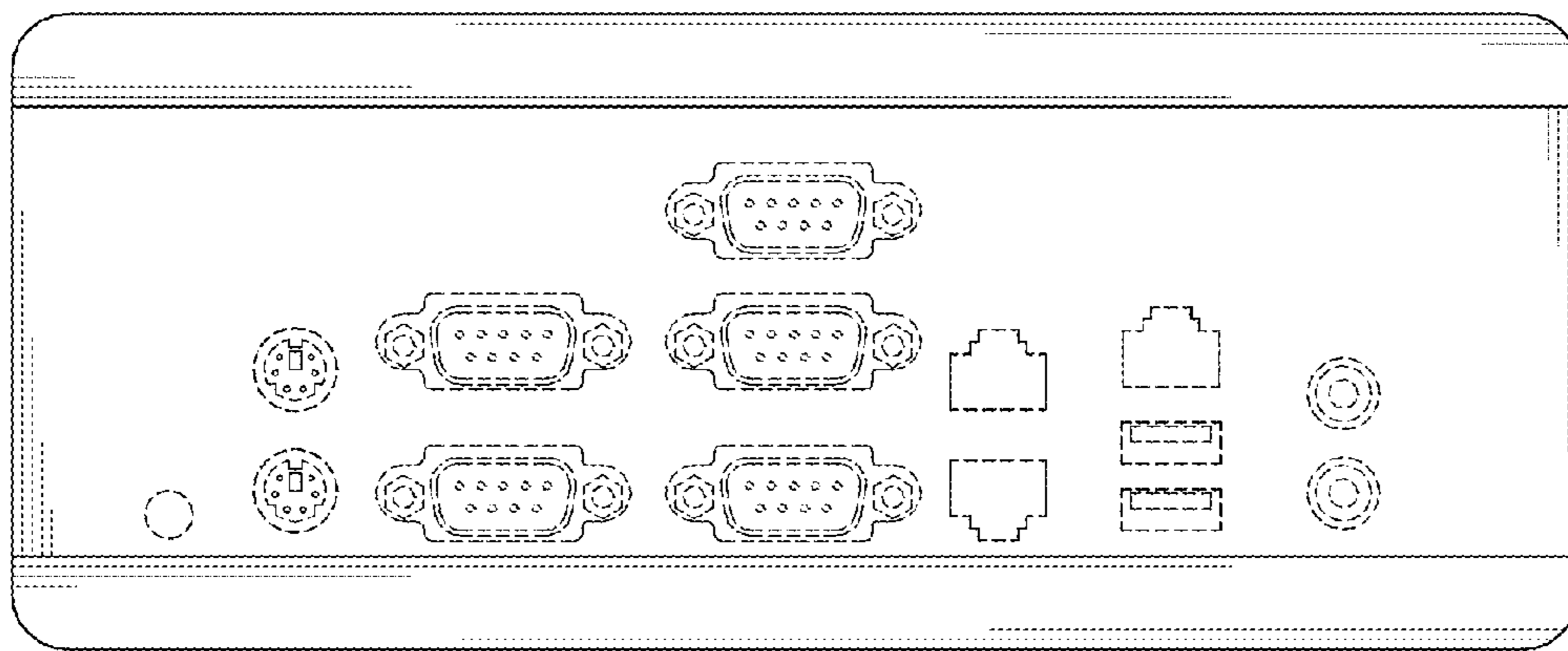


FIG. 2




FIG. 3




FIG. 4




FIG. 5




FIG. 6




FIG. 7