



US00D709487S

(12) **United States Design Patent**  
**Kang et al.**

(10) **Patent No.:** **US D709,487 S**

(45) **Date of Patent:** **\*\* Jul. 22, 2014**

(54) **FLIP COVER FOR MOBILE PHONE**

(71) Applicant: **LG Electronics Inc.**, Seoul (KR)

(72) Inventors: **Seokkyu Kang**, Seoul (KR); **Hyon Kim**, Gyeonggi-do (KR); **Heeju Chang**, Gyeonggi-do (KR)

(73) Assignee: **LG Electronics Inc.**, Seoul (KR)

(\*\*) Term: **14 Years**

(21) Appl. No.: **29/459,109**

(22) Filed: **Jun. 26, 2013**

(30) **Foreign Application Priority Data**

Dec. 26, 2012 (KR) ..... 30-2012-0062282

(51) **LOC (10) Cl.** ..... **14-03**

(52) **U.S. Cl.**  
USPC ..... **D14/250**

(58) **Field of Classification Search**

CPC ..... G06F 2200/1633; G06F 1/1628; B65D 81/02; H04M 1/185; H04M 1/0252; H04M 1/04  
USPC ..... D14/250–253, 440, 203.3–203.7, 217, D14/496, 248, 238.1, 240, 447, 341–347, D14/444; D13/103, 107–108, 119; D3/201, D3/218, 247, 269, 273, 301, 303; 248/176.3, 188.8, 309.1, 371, 668; 361/220, 379.01, 679.01, 679.02, 361/679.09, 679.21, 679.25, 679.3, 679.4, 361/679.56, 679.57, 759, 807, 816; 379/433.11, 451, 455; 455/556.1, 557, 455/566, 575.1, 575.2, 575.8; 206/37, 45.2, 206/305, 320, 216; 320/108, 115; 429/96; 220/4.02; 150/165; 174/50; 235/41, 235/375, 462; 312/223.1; 396/535

See application file for complete search history.

(56) **References Cited**

U.S. PATENT DOCUMENTS

D395,749 S *	7/1998	Jayez .....	D3/218
D407,215 S *	3/1999	Garrett, III .....	D3/218
D416,132 S *	11/1999	Tan .....	D3/218
D534,720 S *	1/2007	Infanti et al. ....	D3/218
D601,959 S *	10/2009	Lee et al. ....	D13/119
D602,689 S *	10/2009	Hewitt .....	D3/247
D620,248 S *	7/2010	Paschke et al. ....	D3/218
D663,949 S *	7/2012	Ito et al. ....	D3/218
D680,743 S *	4/2013	Chang .....	D3/303
D680,744 S *	4/2013	Rashid .....	D3/303

(Continued)

*Primary Examiner* — Carla Jobe Wright

(74) *Attorney, Agent, or Firm* — Morgan, Lewis & Bockius LLP

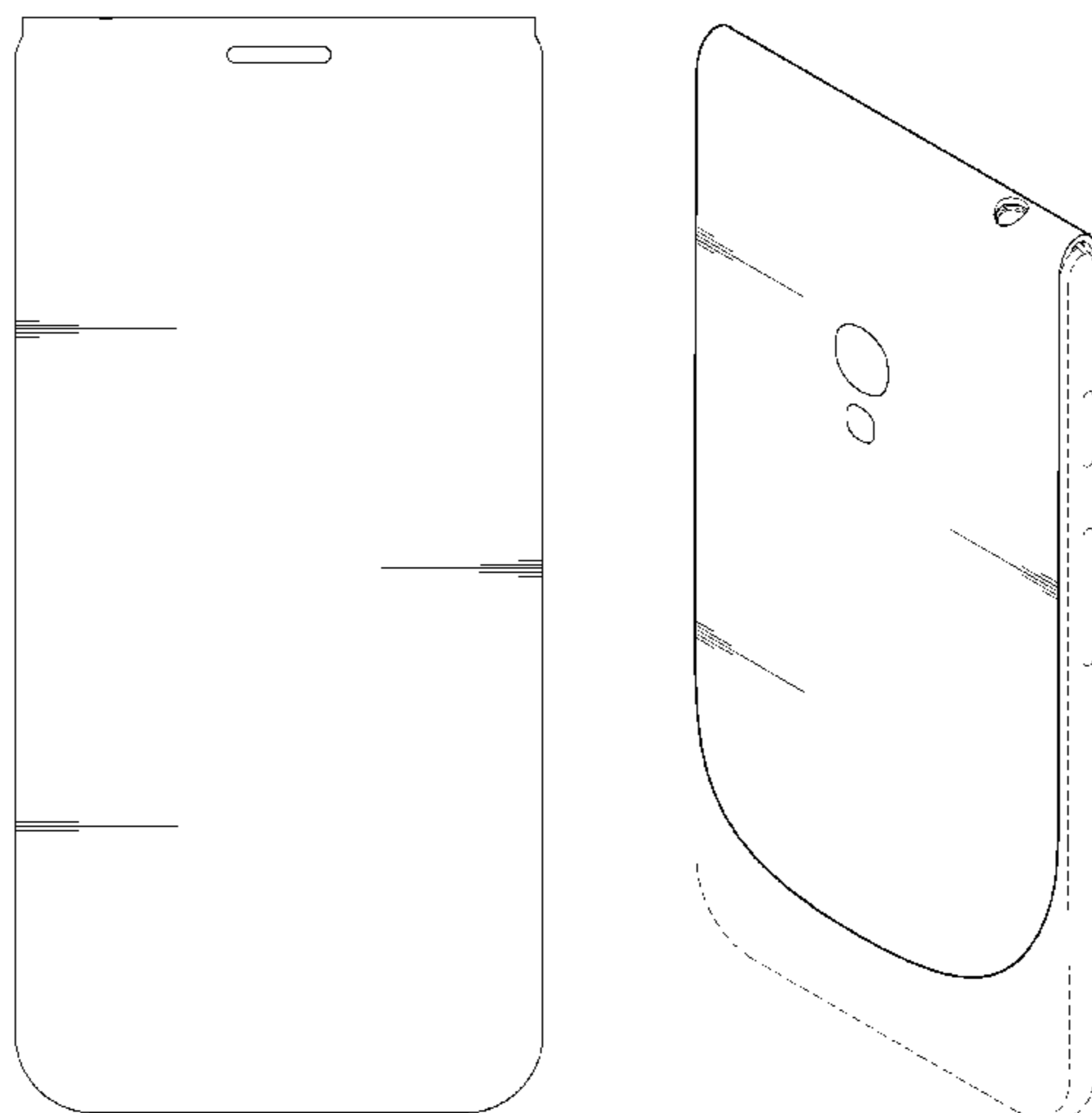
(57) **CLAIM**

The ornamental design for a flip cover for mobile phone, as shown and described.

**DESCRIPTION**

FIG. 1 is a perspective view of a flip cover for mobile phone showing our new design;  
FIG. 2 is a front view thereof;  
FIG. 3 is a rear view thereof;  
FIG. 4 is a left side view thereof;  
FIG. 5 is a right side view thereof;  
FIG. 6 is a top plan view thereof;  
FIG. 7 is a bottom plan view thereof;  
FIG. 8 is a front perspective view thereof showing the state in which the flip cover has been attached to an unclaimed mobile phone;  
FIG. 9 is a rear perspective view thereof showing the state in which the flip cover has been attached to an unclaimed mobile phone; and,  
FIG. 10 is a perspective view thereof showing the state in which the front side of the flip cover has been flipped backward.  
The broken lines in FIGS. 8-10 depict an unclaimed mobile phone.

**1 Claim, 9 Drawing Sheets**



(56)

**References Cited**

U.S. PATENT DOCUMENTS

				2009/0314400	A1*	12/2009	Liu	.....	150/165
				2010/0062816	A1*	3/2010	Yu	.....	455/575.8
				2012/0178507	A1*	7/2012	Lee	.....	455/575.1
	D691,373	S	*	10/2013	Irvine	.....	D3/303		
	2007/0099680	A1*		5/2007	Kielland	.....	455/575.1		

\* cited by examiner

FIG. 1




FIG. 2




FIG. 3

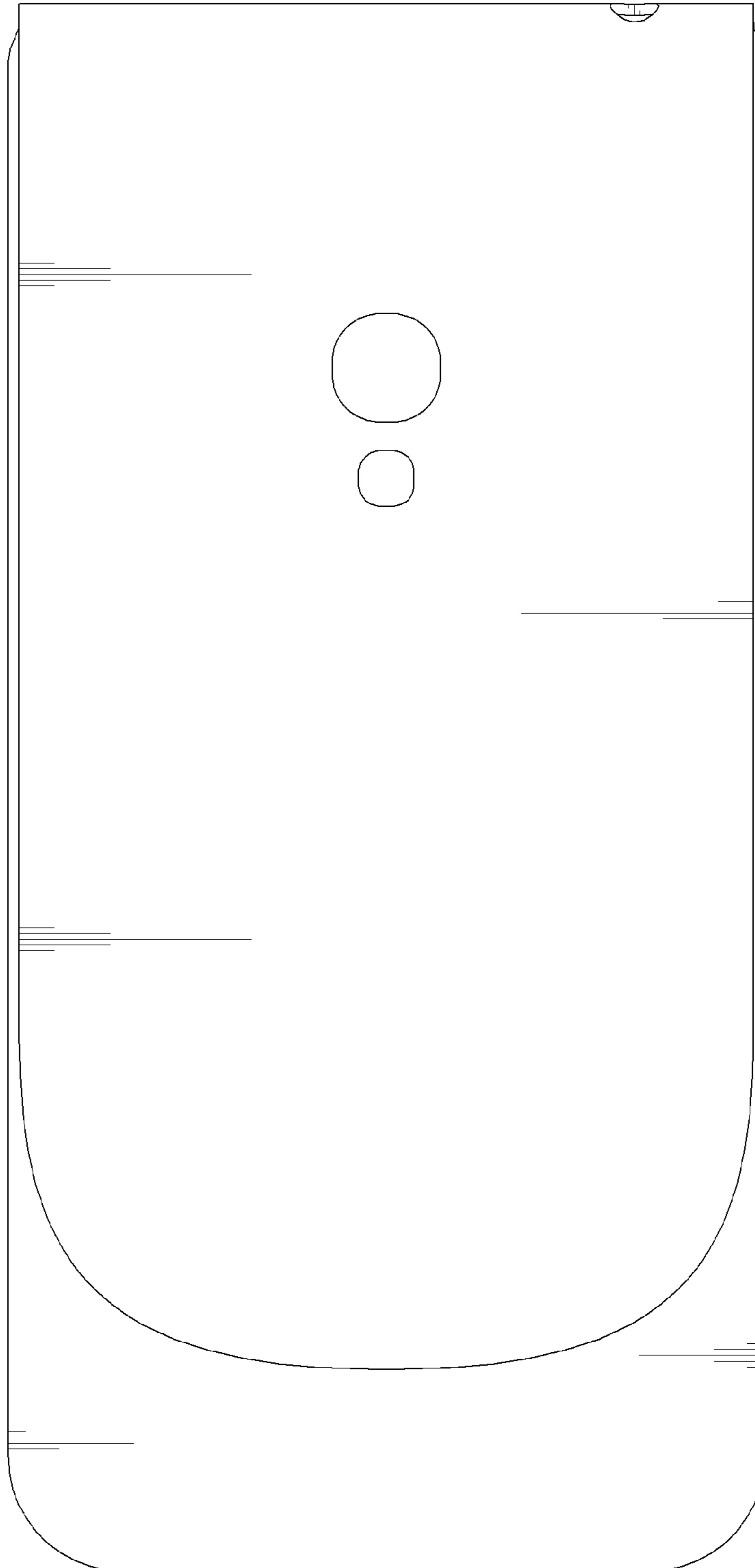


FIG. 4

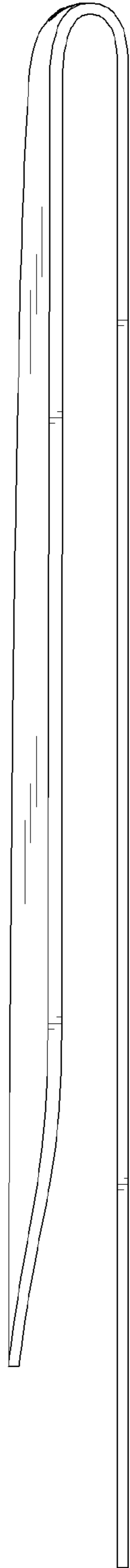


FIG. 5

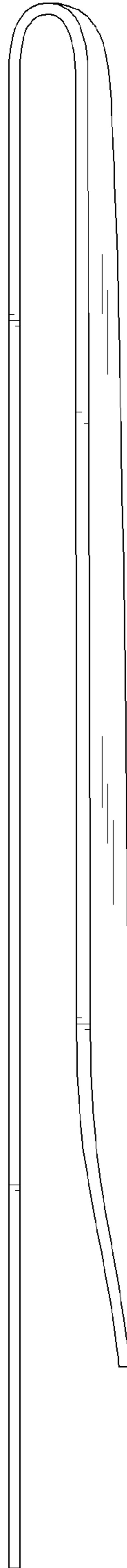


FIG. 6

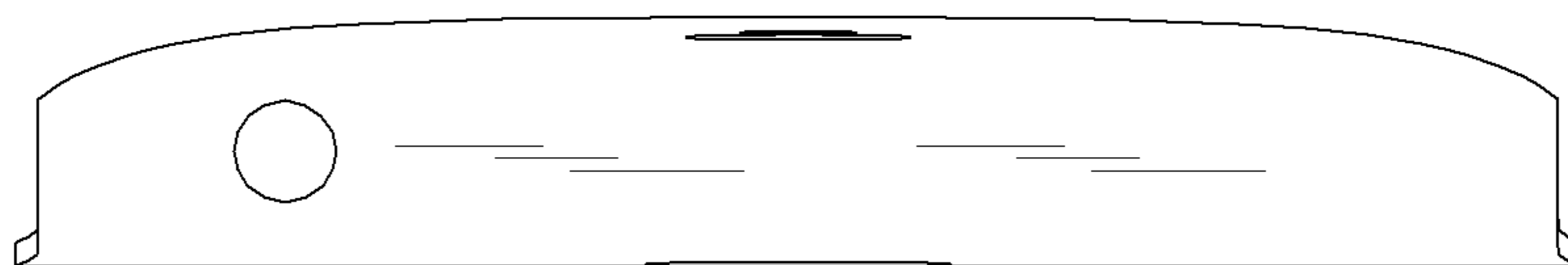


FIG. 7

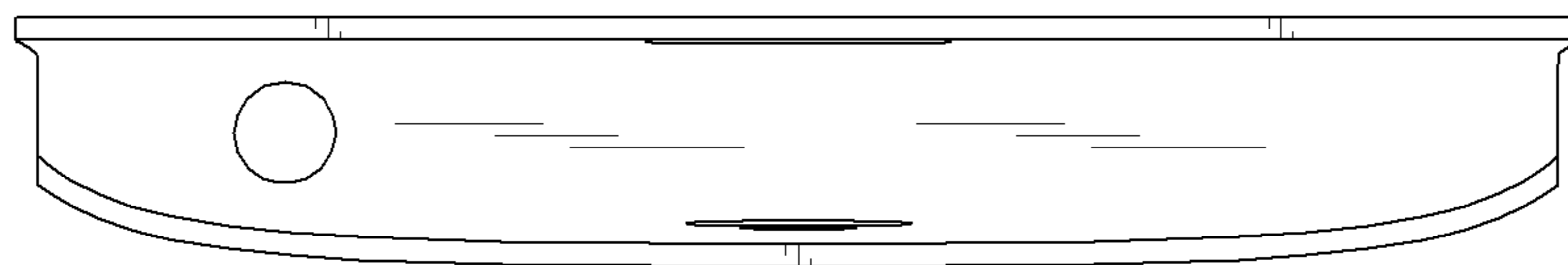




FIG. 8




FIG. 9

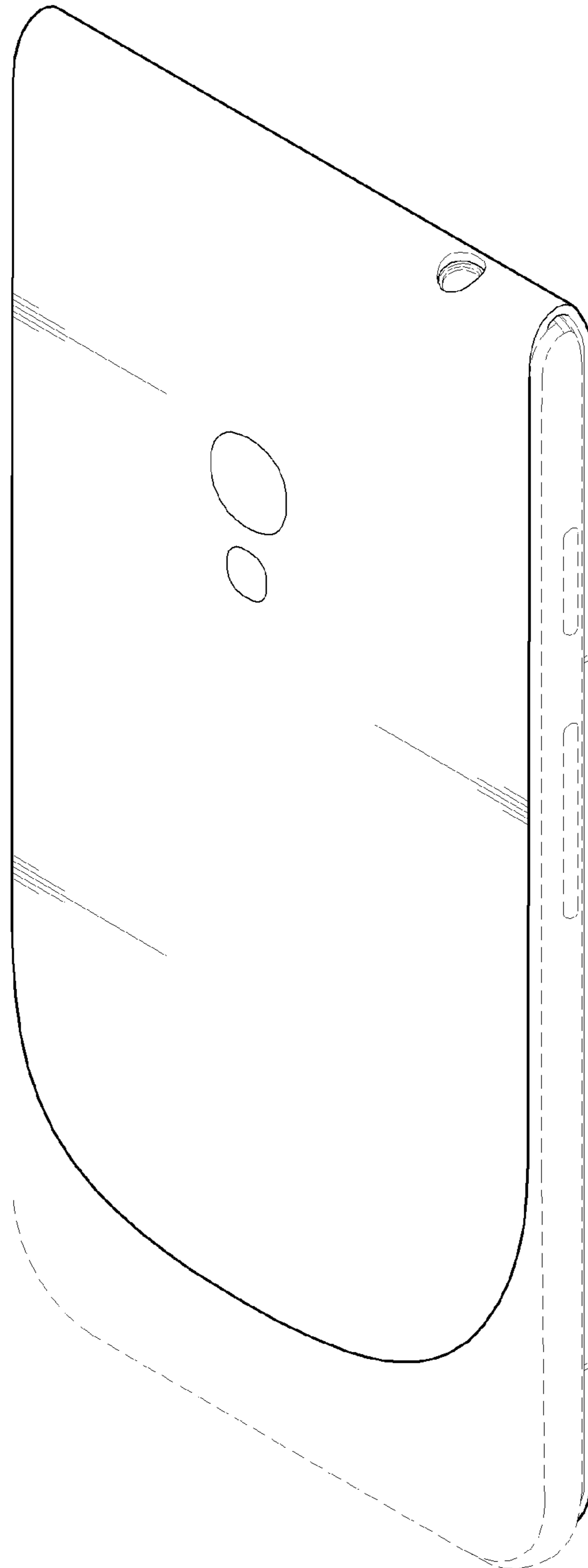


FIG. 10

