



US00D709486S

(12) **United States Design Patent**
Lin

(10) **Patent No.:** **US D709,486 S**
(45) **Date of Patent:** **** Jul. 22, 2014**

(54) **CELL PHONE CASE**

(71) Applicant: **Alan Nathan Lin**, Arcadia, CA (US)

(72) Inventor: **Alan Nathan Lin**, Arcadia, CA (US)

(73) Assignee: **Alan Nathan Lin**, Arcadia, CA (US)

(**) Term: **14 Years**

(21) Appl. No.: **29/433,224**

(22) Filed: **Sep. 27, 2012**

(51) **LOC (10) Cl.** **14-03**

(52) **U.S. Cl.**
USPC **D14/250**

(58) **Field of Classification Search**
CPC G06F 1/1628; A45C 2013/025; A45C 13/02;
A45C 11/00; B65D 85/64
USPC D14/138 AA, 138 AB, 138 G, 217,
D14/238.1, 239, 248, 250, 251, 253, 447;
D3/201, 247, 269; 206/305, 320;
D13/103; 455/550.1

See application file for complete search history.

(56) **References Cited**

U.S. PATENT DOCUMENTS

D466,107 S *	11/2002	Lum	D14/217
D613,498 S *	4/2010	Tsai	D3/218
D624,069 S *	9/2010	Peng et al.	D14/324
D626,123 S *	10/2010	Peng	D14/324
D649,149 S *	11/2011	Peng	D14/315
8,074,951 B2 *	12/2011	Carnevali	248/313

D658,168 S *	4/2012	Werth	D14/253
D669,890 S *	10/2012	Hopkins et al.	D14/251
D670,279 S *	11/2012	Veltz et al.	D14/250
D671,932 S *	12/2012	Azoulay	D14/250
D675,605 S *	2/2013	Adelman et al.	D14/250
D681,613 S *	5/2013	Magness et al.	D14/238.1
D689,057 S *	9/2013	Waterman	D14/447
D689,502 S *	9/2013	Belitz et al.	D14/447
D696,241 S *	12/2013	Paugh et al.	D14/253
2012/0247991 A1 *	10/2012	Meehan	206/320
2013/0092562 A1 *	4/2013	Wyner et al.	206/45.23

* cited by examiner

Primary Examiner — Thomas Johannes

Assistant Examiner — Chelsea Sealey

(57) **CLAIM**

The ornamental design for a cell phone case, as shown and described.

DESCRIPTION

FIG. 1 is an left rear perspective view of a cell phone case showing of my new design.

FIG. 2 is a rear elevation view thereof.

FIG. 3 is a front elevation view thereof.

FIG. 4 is a right elevation view thereof.

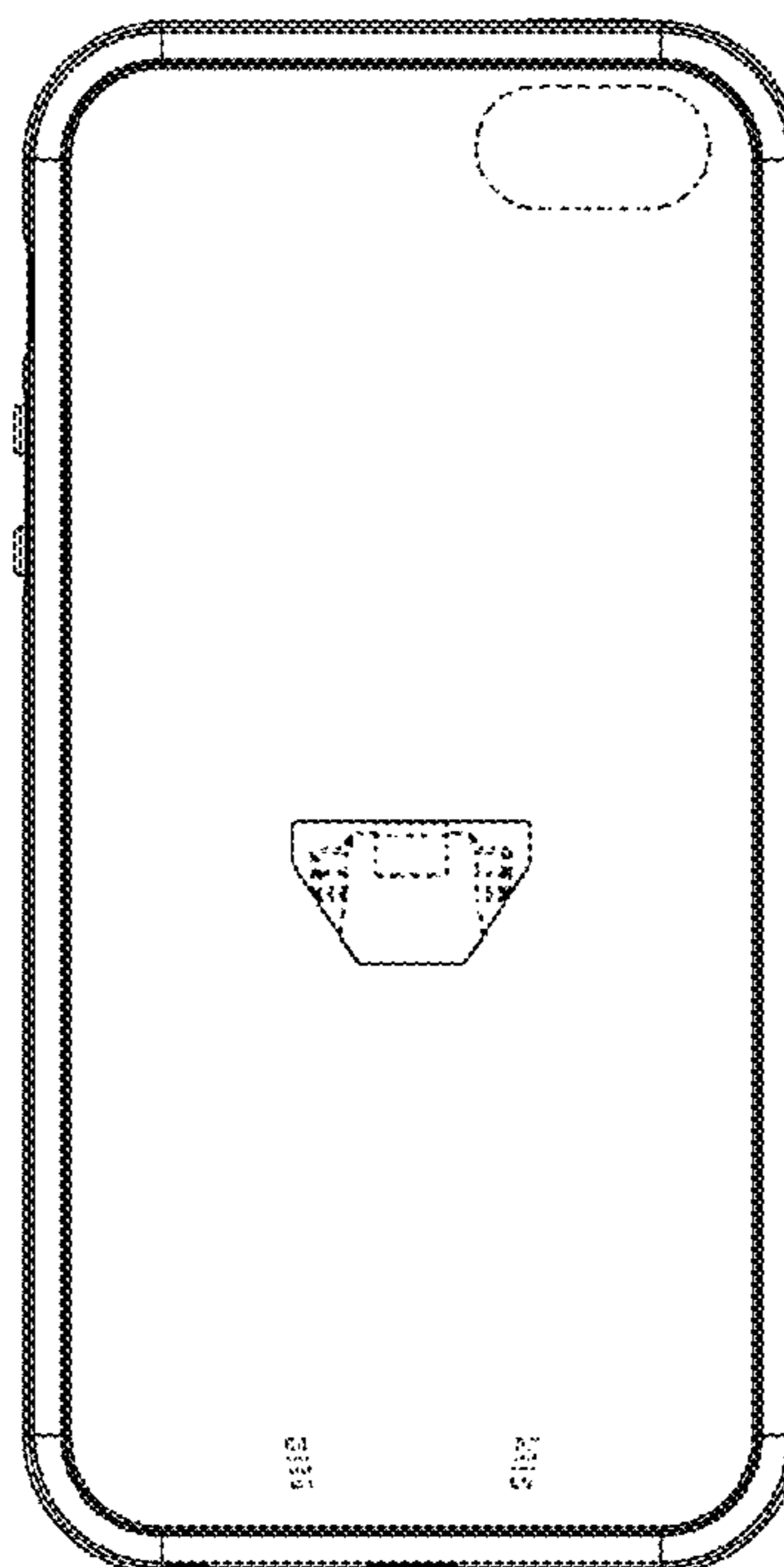
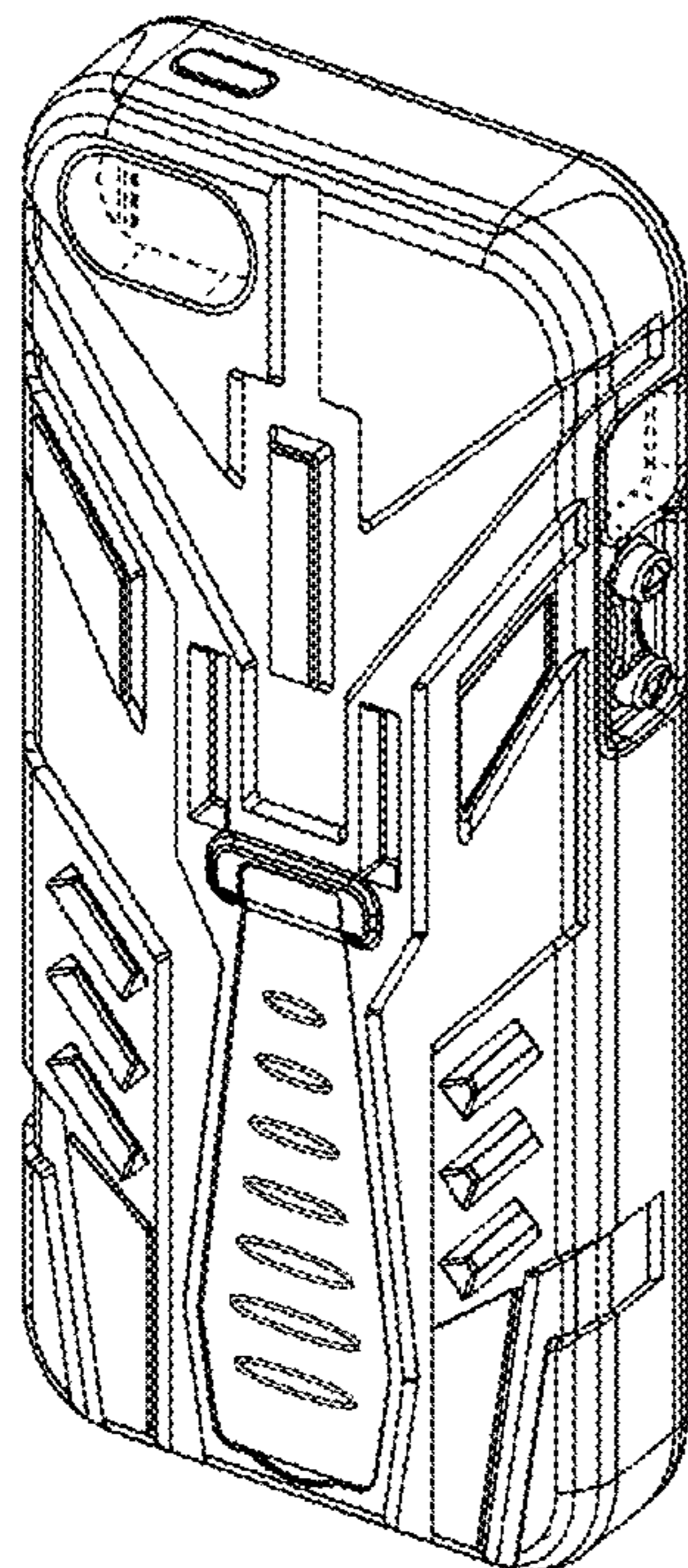
FIG. 5 is a left elevation view thereof.

FIG. 6 is a top view thereof; and,

FIG. 7 is a bottom view thereof.

The broken lines showing in the FIG. 1, 2, 3, 5, and 7 are not part of the claimed design.

1 Claim, 5 Drawing Sheets



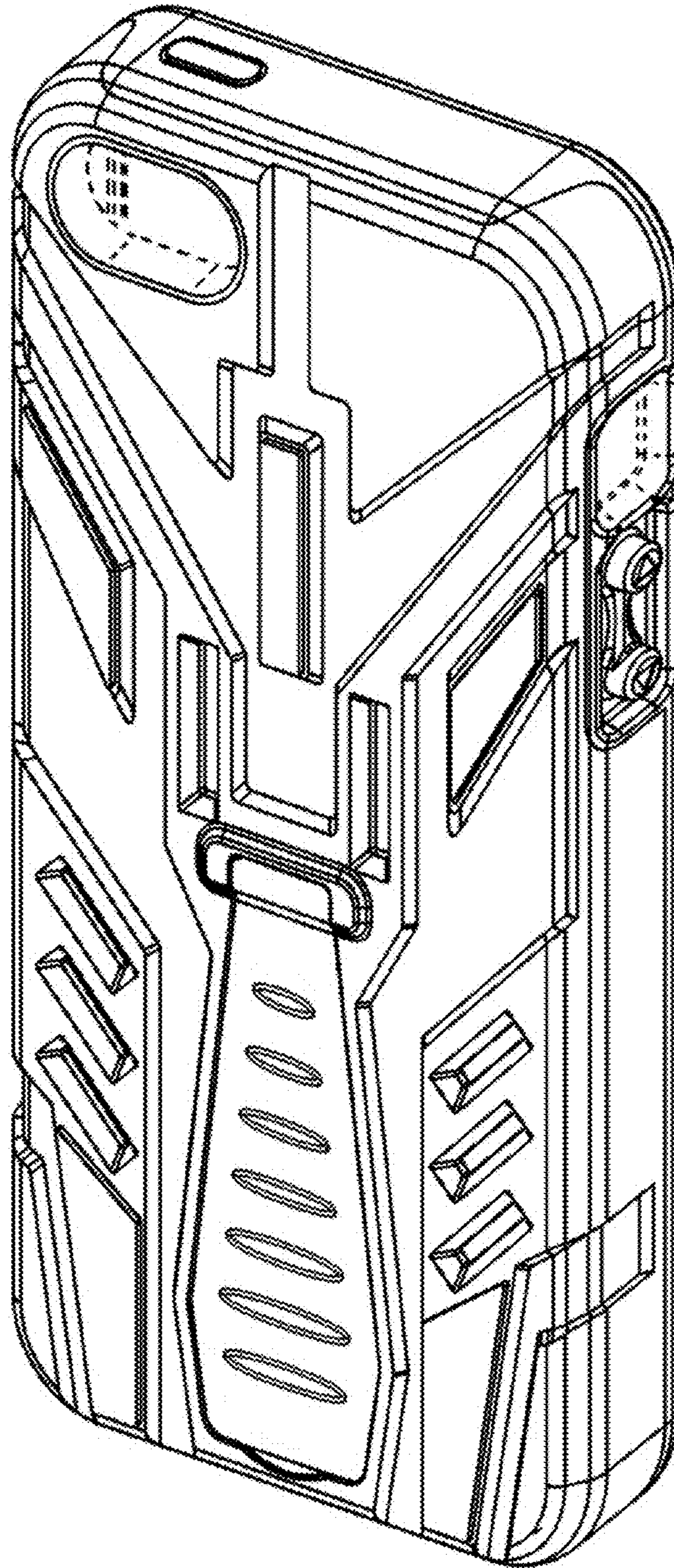


Fig. 1

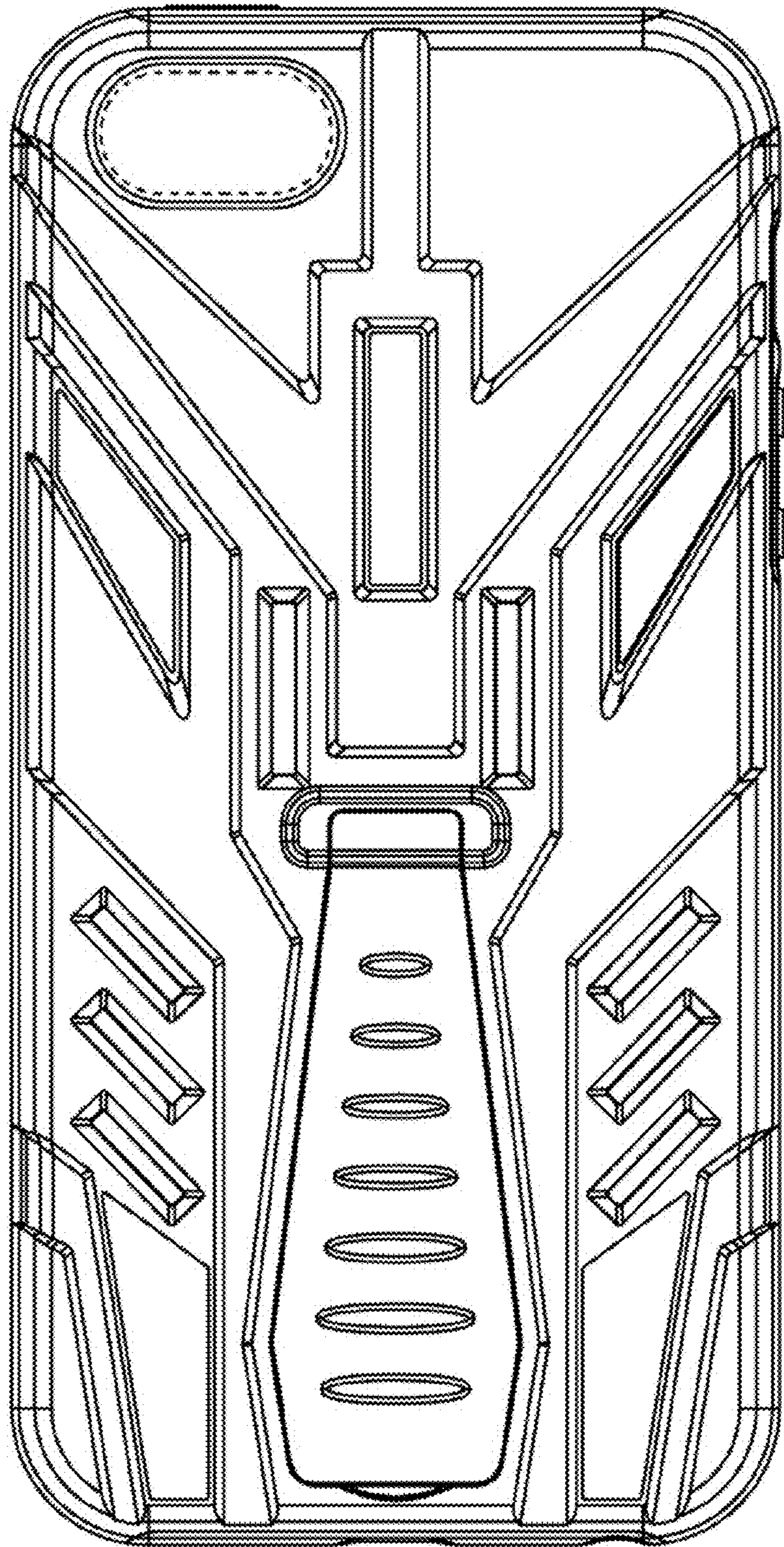


Fig. 2

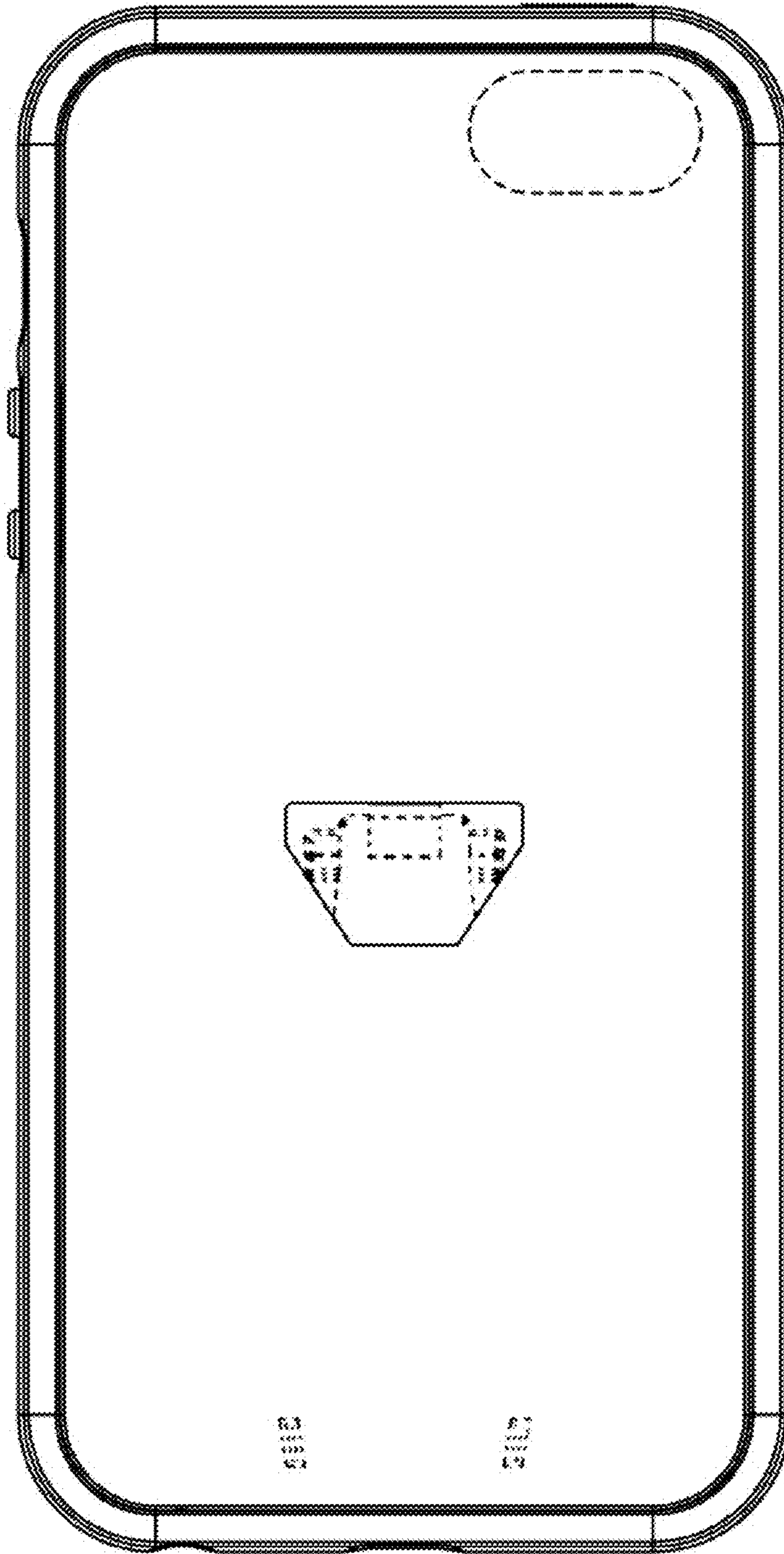


Fig. 3




Fig. 4




Fig. 5




Fig. 6

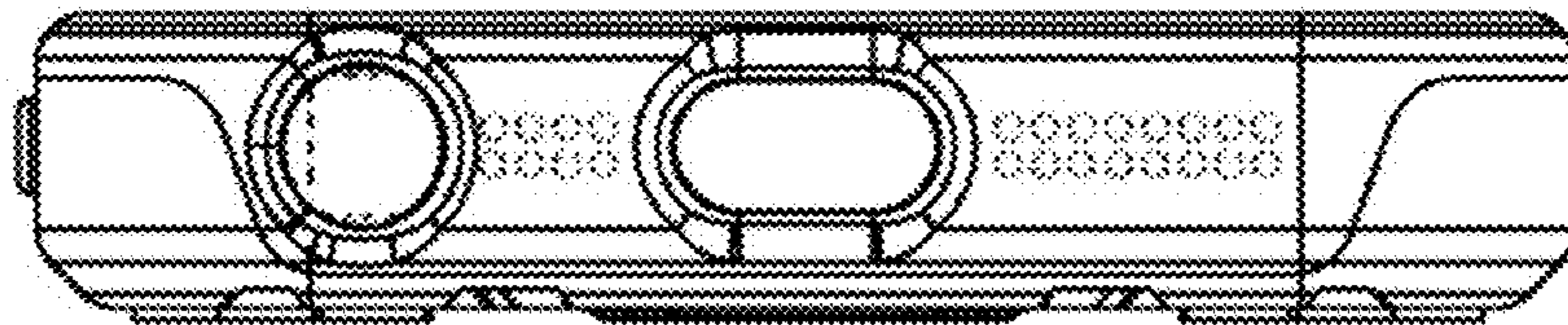


Fig. 7