



US00D709485S

(12) **United States Design Patent**
Bishop

(10) **Patent No.:** **US D709,485 S**

(45) **Date of Patent:** **** Jul. 22, 2014**

(54) **CASE**

(71) Applicant: **Daniel D Bishop**, Mesa, AZ (US)

(72) Inventor: **Daniel D Bishop**, Mesa, AZ (US)

(**) Term: **14 Years**

(21) Appl. No.: **29/432,670**

(22) Filed: **Sep. 18, 2012**

(51) **LOC (10) Cl.** **14-03**

(52) **U.S. Cl.**
USPC **D14/250**

(58) **Field of Classification Search**
USPC D14/138 AD, 138 C, 138 G, 203.7, 230,
D14/238.1, 240, 247, 248, 250, 253, 341,
D14/345, 346, 439, 440, 447, 496;
D13/103, 107, 119; D3/201, 218, 269,
D3/273, 303; 206/320; 455/456.1, 575.1,
455/575.4, 575.8

See application file for complete search history.

(56) **References Cited**

U.S. PATENT DOCUMENTS

D577,904 S * 10/2008 Sasaki D3/201
D675,604 S * 2/2013 Limber et al. D14/250
D677,250 S * 3/2013 Takamoto D14/250
D679,695 S * 4/2013 Fahrendorff et al. D14/250

D683,338 S * 5/2013 Wilson et al. D14/250
D691,123 S * 10/2013 Lay et al. D14/250
D691,124 S * 10/2013 Yang D14/250
D698,773 S * 2/2014 Wildner D14/250
D698,776 S * 2/2014 Fathollahi D14/250

* cited by examiner

Primary Examiner — Thomas Johannes

Assistant Examiner — Chelsea Sealey

(57) **CLAIM**

The ornamental design for a case, substantially as shown and described.

DESCRIPTION

FIG. 1 is a front perspective view of the case showing my new design;

FIG. 2 is a rear perspective view thereof;

FIG. 3 is a front elevation view thereof;

FIG. 4 is a rear elevation view thereof;

FIG. 5 is a left side elevation view thereof;

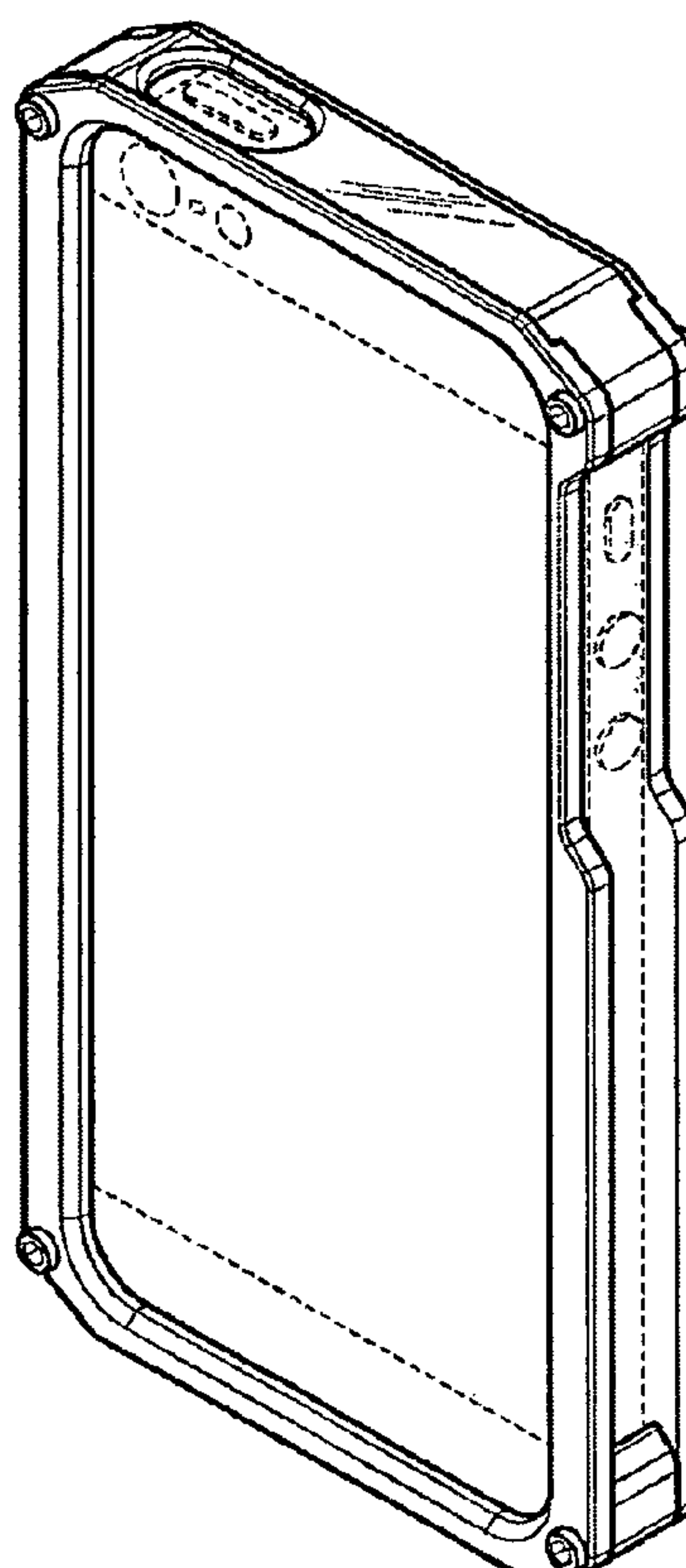
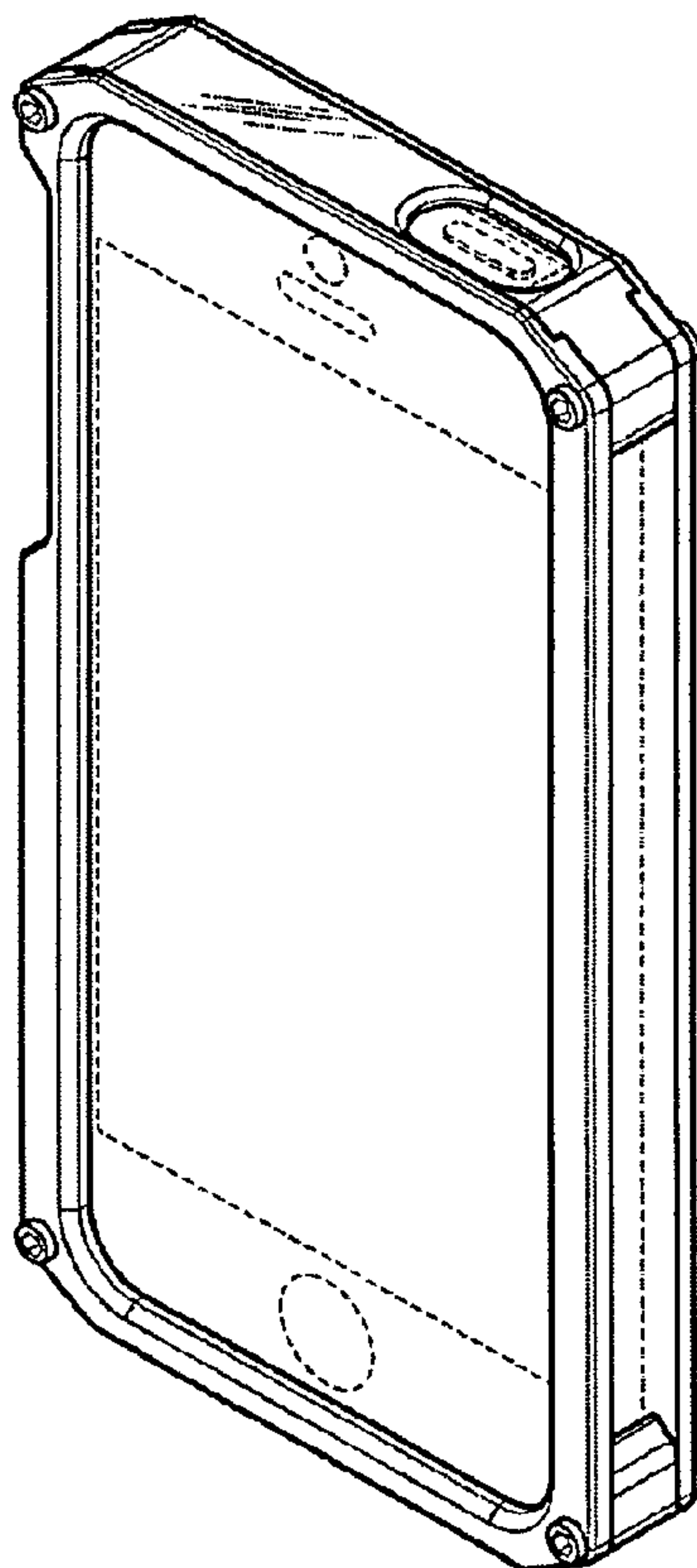
FIG. 6 is a right side view thereof;

FIG. 7 is a top plan view thereof; and,

FIG. 8 is a bottom plan view thereof.

Broken lines are included for the purpose of illustrating an electronic device secured therein and form no part of the claimed design.

1 Claim, 6 Drawing Sheets



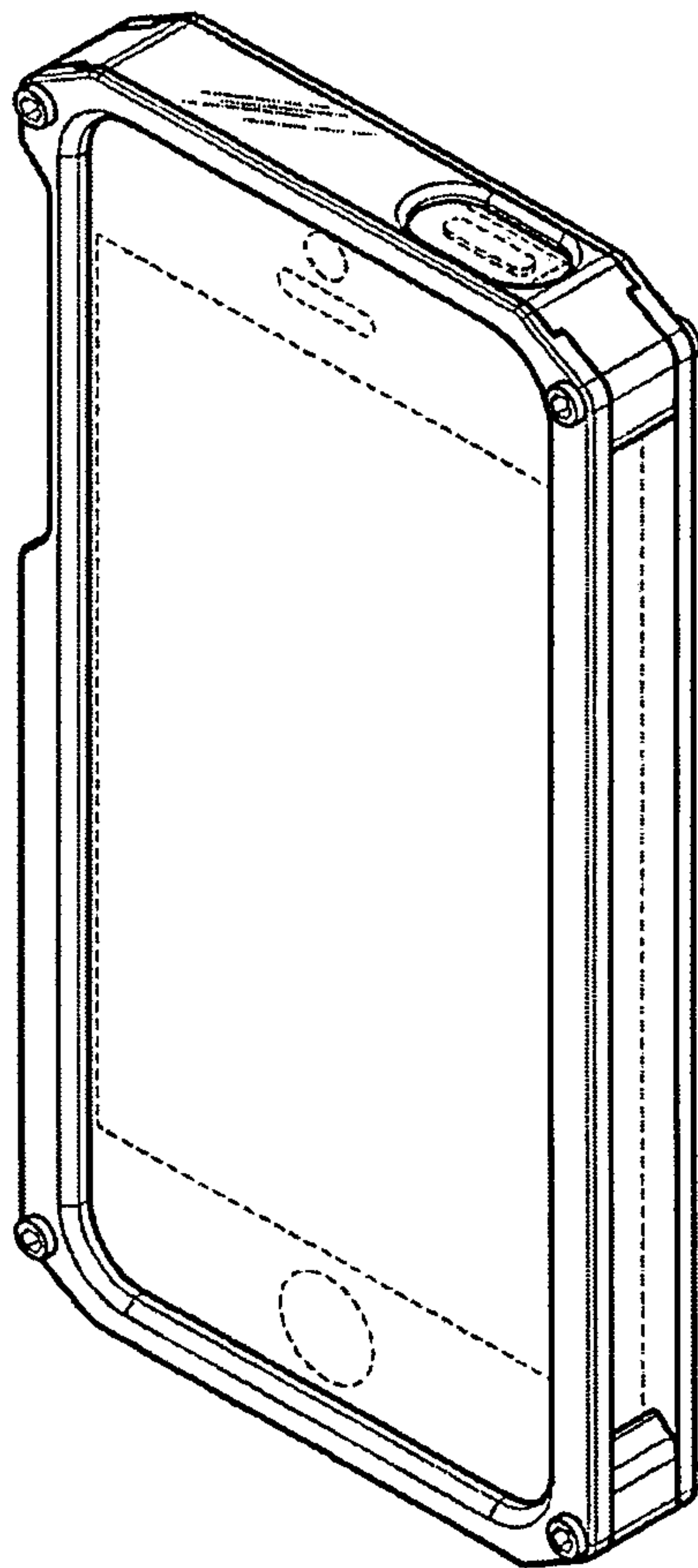


FIG. 1

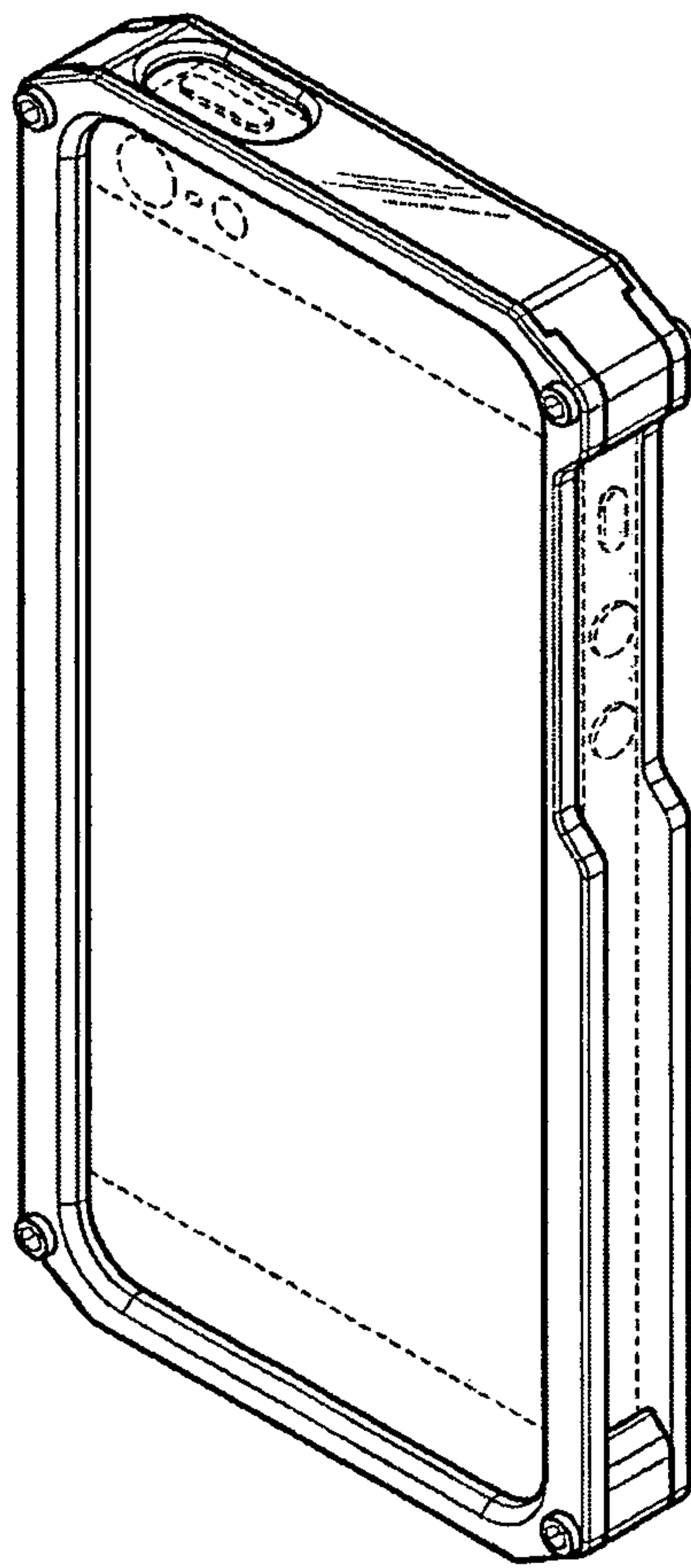


FIG. 2

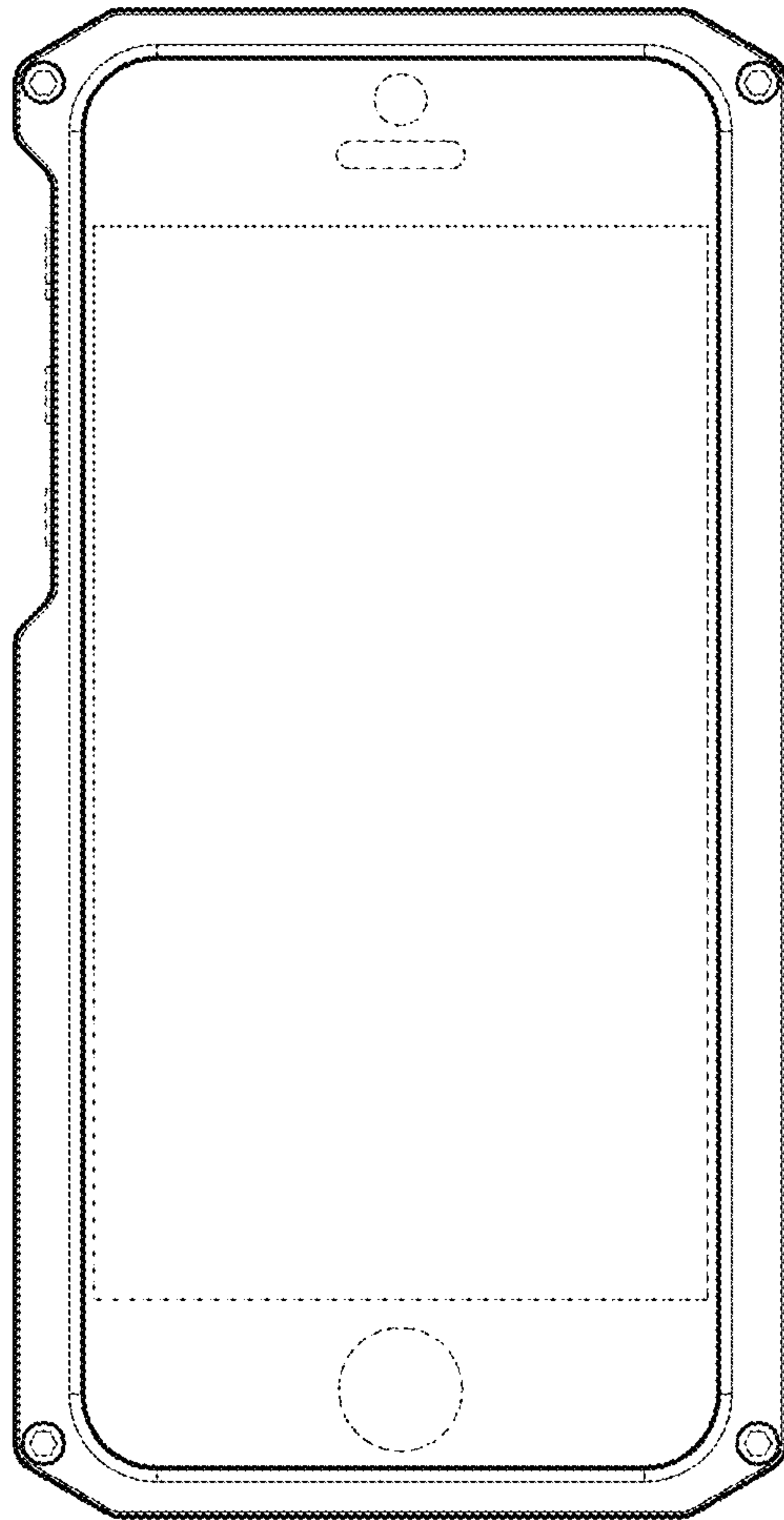


FIG. 3




FIG. 4




FIG. 5




FIG. 6




FIG. 7




FIG. 8